

Paulmann 93999

Paulmann 93999 Plug & Shine Zigbee Controller Instruction Manual

Model: 93999

INTRODUCTION

The Paulmann 93999 Plug & Shine Zigbee Controller is an essential component for integrating your Paulmann Plug & Shine outdoor lighting system into a smart home environment. This controller enables convenient control and dimming of your Plug & Shine lights via Zigbee-compatible devices and smart home assistants like Amazon Alexa and Google Assistant. Designed for outdoor use, it features an IP68 rating, ensuring high resistance to dust and water.



Image: The Paulmann 93999 Plug & Shine Zigbee Controller, shown with its product packaging, highlighting its design and intended use within the Plug & Shine lighting system.

SETUP

Installation Steps

1. **Connect to Plug & Shine System:** Ensure your Paulmann Plug & Shine lighting system is powered off. Connect the controller to the 24V DC Plug & Shine cables. The system is designed for easy, tool-free assembly.
2. **Placement:** Position the controller in a suitable outdoor location. Its IP68 rating allows for placement in areas exposed to water, including direct surroundings of pools.
3. **Initial Zigbee Pairing:** For initial pairing with your Zigbee gateway (e.g., Philips Hue Bridge, Smart Friends Box, Home Assistant), it is highly recommended to place the controller in close proximity (within 1 meter) to the gateway during the pairing process. This helps ensure a stable connection for the first time.
4. **Power On:** Once connected and positioned, power on your Plug & Shine lighting system.

Plug & Shine

Einfach! Sicher! Selber machen!



24 V Gleichspannungssystem
für höchste Sicherheit

Ohne Fachkenntnisse
installierbar

Image: A diagram illustrating the simple Plug & Shine installation process, showing how lights, cables, and the controller connect to a transformer.

Plug & Shine

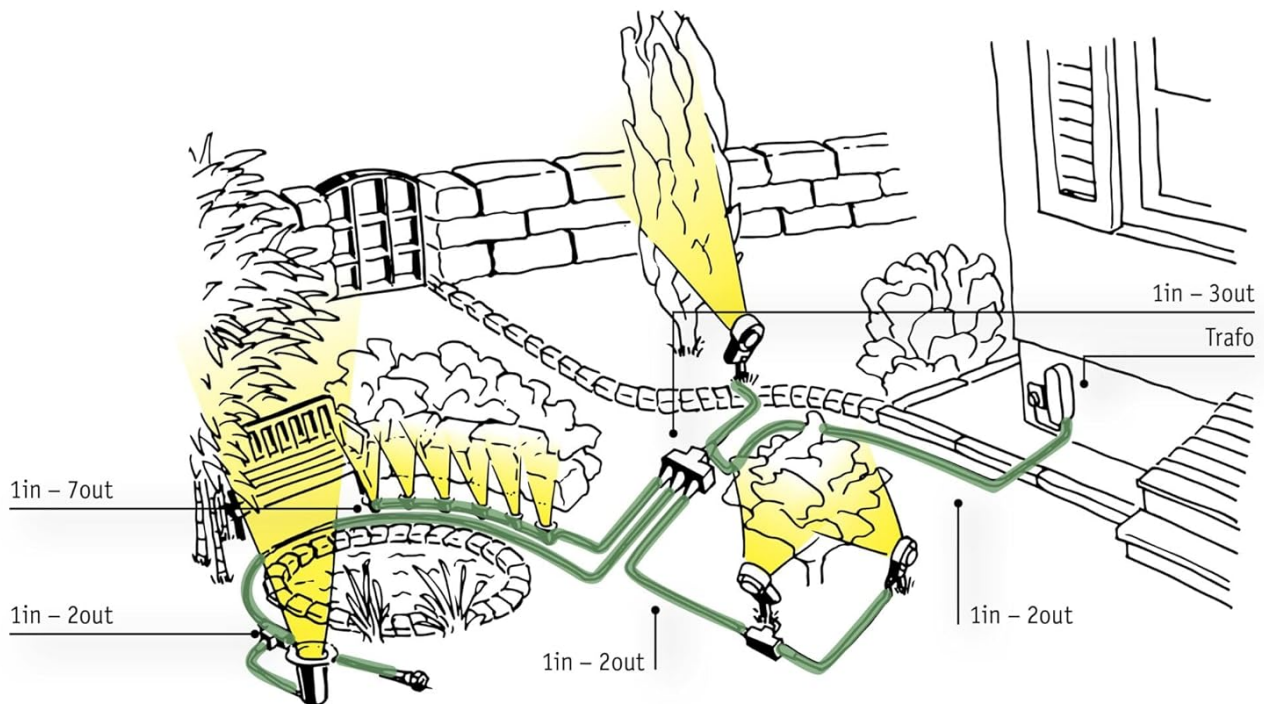


Image: This image emphasizes the ease and safety of the Plug & Shine system, highlighting its 24V DC low-voltage operation and installation without specialized knowledge.

OPERATING

The Paulmann 93999 Zigbee Controller allows for flexible control of your outdoor lighting:

- **Remote Control:** If you have a compatible Paulmann remote control, you can switch the lights on/off and dim them directly.
- **Smart Home Integration:** Connect the controller to a Zigbee 3.0 compatible gateway (e.g., Paulmann Smart Friends Box, Philips Hue Bridge, Home Assistant). Once connected, you can control your lights via the respective smart home app.
- **Voice Control:** With a connected Zigbee gateway, the controller is ready for voice commands through Amazon Alexa and Google Assistant, allowing you to manage your lighting hands-free.
- **Memory Effect:** The controller features a memory effect, meaning it will recall the last dimming level or on/off state when powered back on.

Einfache Lichtsteuerung



- ☒ Per Fernbedienung schalten und dimmen
- ☒ Memoryeffekt
- ☒ Einfache Einbindung ins Smart-Home-System

Image: This graphic illustrates the simple light control features, including switching and dimming via remote control, memory effect, and easy integration into smart home systems.

Plug & Shine

Einfache Einbindung ins Smart-Home



Voice Assistant, App + Gateway oder Fernbedienung

Image: This image highlights the Plug & Shine system's easy integration into smart home environments, showing compatibility with Amazon Alexa and Google Assistant via a Zigbee 3.0 Gateway.

Smart lighting control



Image: An example of smart lighting control, demonstrating how the Zigbee controller can manage indoor lighting, compatible with Amazon Alexa and Google Assistant.

MAINTENANCE

The Paulmann 93999 Zigbee Controller is designed for durability and minimal maintenance. Due to its IP68 rating, it is highly resistant to environmental factors.

- **Cleaning:** Periodically wipe the controller with a damp cloth to remove dirt or debris. Avoid using harsh chemicals or abrasive cleaners, as these may damage the plastic material.
- **Inspection:** Occasionally inspect the cables and connections for any signs of wear or damage. Ensure all connections remain secure.

Poolwasserresistent



Resistent gegenüber
chlorhaltigem Wasser

Für die direkte Umgebung
von Pools geeignet

Aus hochwertigem
Material



Image: This image highlights the controller's resistance to pool water, indicating its suitability for direct use in pool surroundings due to its high-quality, durable material.

TROUBLESHOOTING

If you encounter issues with your Paulmann 93999 Zigbee Controller, refer to the following common solutions:

- **Controller Not Responding:**

- Ensure the Plug & Shine system is powered on and the controller is properly connected.
- Verify that your Zigbee gateway is powered on and functioning correctly.

- **Difficulty Pairing with Gateway:**

- During initial pairing, bring the controller as close as possible to your Zigbee gateway (within 1 meter). Once paired, it can be moved to its intended location.
- Check your gateway's instructions for specific pairing modes or reset procedures.

- **Weak Zigbee Signal / Disconnections:**

- If the controller is far from the gateway or separated by thick walls, the Zigbee signal might be weak. Consider repositioning the gateway or adding Zigbee signal repeaters (other Zigbee devices can act as repeaters).

- **Lights Not Dimming:**

- Ensure the lights connected to the Plug & Shine system are dimmable.
- Verify that the dimming function is enabled and correctly configured in your smart home app or via the remote control.

- **Requires a Smart Hub/Gateway:**


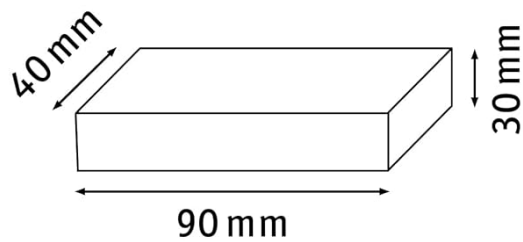
- Note that this controller requires a separate Zigbee-compatible smart hub or gateway (e.g., Paulmann Smart Friends Box, Philips Hue Bridge) to function with smartphones or voice assistants. It does not connect directly to Wi-Fi.

SPECIFICATIONS

Feature	Specification
Brand	Paulmann
Model Number	93999
Dimensions (L x W x H)	26 x 4 x 3 cm
Weight	279 g
Material	Plastic
Color	Black (Zigbee Controller)
IP Rating	IP68
Max Watts	75 Watts
Voltage	24 Volts
Dimmable	Yes
Average Lifespan	30000 Hours
Light Source Type	Accessories without bulb
Specific Uses	Garden
Installation Type	Ground Mount
Country of Origin	China



Inhalt content contenu :



5 Jahre Year Ans
Jaar Años Annos
Garantie

Image: Detailed view of the controller, showing its dimensions (26 x 4 x 3 cm) and confirming its IP68 protection rating.



Image: The Paulmann 93999 controller displayed alongside the Zigbee logo, emphasizing its compatibility with the Zigbee wireless communication protocol.

WARRANTY AND SUPPORT

Paulmann stands behind the quality of its products.

- **Warranty:** This product comes with a **5-year warranty** from the date of purchase. Please retain your proof of

purchase for warranty claims.

- **Spare Parts:** Spare parts availability is guaranteed for 1 year.
- **Manufacturer:** Paulmann
- **Online Support:** For further information, support, or to view the full range of Paulmann products, please visit the official website: www.paulmann.com

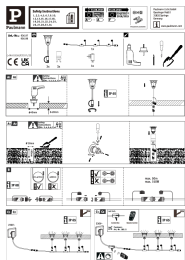


Image: A graphic indicating the 5-year warranty provided by Paulmann for their products, along with their official website address.

© 2024 Paulmann. All rights reserved.

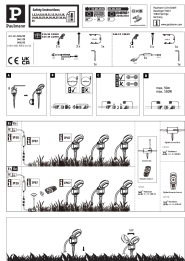
Related Documents - 93999

	<p>Paulmann Plug & Shine Wireless Controller & Remote: Safety and Installation Guide</p> <p>Comprehensive guide to installing and operating the Paulmann Plug & Shine wireless controller and remote control for outdoor lighting systems. Includes safety instructions, assembly steps, and operational features.</p>
--	--




[Paulmann Plug & Shine Floor Mini Basic Set LED Recessed Floor Luminaire Installation Guide](#)

Installation and operating instructions for the Paulmann Plug & Shine Floor Mini Basic Set LED recessed floor luminaire (Art.-Nr. 936.97, 936.98). Includes safety, installation steps, replaceability, and disposal information.



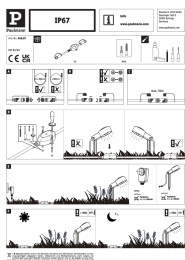
[Paulmann Plug & Shine Sting LED Garden Spotlight System - Installation & Safety Guide](#)

Comprehensive guide for the Paulmann Plug & Shine Sting LED garden spotlight system, covering installation, safety instructions, product specifications, replaceability, and disposal. Includes model numbers 936.96, 947.29, 946.93.



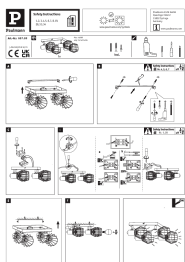
[Paulmann Plug & Shine Floor Individual Spot IP67 Installation Guide](#)

Comprehensive installation guide for the Paulmann Plug & Shine Floor Individual Spot IP67 LED luminaire, detailing mounting, electrical connections, component replaceability, and safety information.



[Paulmann 945.87 Plug & Shine Twilight Sensor Installation Guide](#)

Installation and usage guide for the Paulmann 945.87 Plug & Shine wireless twilight sensor. Learn how to install and operate this IP67-rated outdoor lighting control device for garden and landscape illumination.



[Paulmann Lanka Spot Light Installation Guide](#)

Comprehensive installation instructions and safety guidelines for the Paulmann Lanka spot light fixture (Article No. 667.69). Covers electrical connections, component replaceability, and technical specifications for safe and proper use.