

## Comelit EX-7000HW

# Comelit EX-7000HW Mini Handsfree Monitor User Manual

Model: EX-7000HW

## INTRODUCTION

This manual provides comprehensive instructions for the installation, operation, and maintenance of your Comelit EX-7000HW Mini Handsfree Monitor. This device is designed for use with the HFX-7000M series and includes a Wi-Fi card for remote app functionality. Please read this manual thoroughly before using the product to ensure proper function and safety.

## PRODUCT OVERVIEW

The Comelit EX-7000HW is a compact handsfree monitor equipped with a Wi-Fi module, enabling remote access and control via a dedicated application. It integrates seamlessly with the HFX-7000M series systems, providing video and audio communication, as well as door release functions. The monitor features a clear display and intuitive touch controls.



**Figure 1:** Comelit EX-7000HW Mini Handsfree Monitor. The image displays the white monitor with a screen showing three smiling individuals, indicating video call functionality. Below the screen are touch-sensitive buttons for various functions, including Wi-Fi status. To the right, a hand holds a smartphone displaying the remote app interface, mirroring the video call and showing call control buttons (answer, reject, door release).

## PACKAGE CONTENTS

Verify that all items listed below are present in the package:

- 1 x Comelit EX-7000HW Mini Handsfree Monitor
- 1 x Digital Picture Frame (as per product specifications, please refer to your specific product packaging for exact contents)
- Installation accessories (e.g., mounting bracket, screws)
- User Manual (this document)

If any items are missing or damaged, please contact your supplier immediately.

## KEY FEATURES

- Mini handsfree monitor for HFX-7000M series.
- Integrated Wi-Fi card for remote app use.
- Compact design with clear display.
- Intuitive touch controls.
- Supports video and audio communication.
- Door release functionality.
- Lightweight construction.
- Voice operated transmission.
- Waterproof design.

## SETUP

---

### 1. Mounting the Monitor

1. Choose a suitable location for the monitor, typically near the main entrance or a central living area.
2. Ensure the wall surface is clean and capable of supporting the monitor's weight.
3. Secure the mounting bracket to the wall using appropriate screws and anchors.
4. Connect the necessary wiring from your HFX-7000M series system to the monitor's terminals as per the system's wiring diagram.
5. Carefully attach the EX-7000HW monitor to the mounted bracket, ensuring it clicks securely into place.

### 2. Powering On and Initial Configuration

1. Once mounted and wired, apply power to the HFX-7000M series system. The monitor should power on automatically.
2. Follow the on-screen prompts for initial setup, which may include language selection and date/time settings.

### 3. Wi-Fi and App Setup

1. Access the Wi-Fi settings on the EX-7000HW monitor.
2. Select your home Wi-Fi network and enter the password.
3. Download the official Comelit app from your smartphone's app store.
4. Open the app and follow the instructions to pair your EX-7000HW monitor with your smartphone. This typically involves scanning a QR code displayed on the monitor or entering a pairing code.
5. Ensure the app displays the monitor's status as "Connected" or "Online."

## OPERATION

---

### 1. Receiving a Call

- When a visitor calls from the outdoor station, the monitor will ring and display the visitor's video feed.
- To answer the call, press the **Answer** button (typically a green phone icon) on the monitor's screen or the corresponding button on the remote app.
- To reject the call, press the **Reject** button (typically a red phone icon).

### 2. Two-Way Communication

- Once the call is answered, you can speak with the visitor handsfree.
- The monitor supports voice-operated transmission, allowing for natural conversation.

### 3. Door Release

- To open the door or gate, press the **Door Release** button (often depicted as a key icon) on the monitor or within the remote app.
- A confirmation sound or visual indicator may appear.

### 4. Remote App Functionality

- The Comelit app allows you to receive calls, view visitors, and open the door from your smartphone, even when you are away from home.
- Ensure your smartphone has an active internet connection for remote functionality.

## MAINTENANCE

- **Cleaning:** Use a soft, dry cloth to clean the monitor's screen and casing. Avoid abrasive cleaners or solvents.
- **Software Updates:** Periodically check for firmware updates for the monitor and app updates for your smartphone application. Updates can improve performance and add new features.
- **Network Connection:** Ensure your Wi-Fi network is stable and provides adequate signal strength to the monitor for reliable remote operation.
- **Environmental Conditions:** While the product is listed as waterproof, it is generally recommended to avoid exposing electronic devices to extreme temperatures or direct moisture to prolong their lifespan.

## TROUBLESHOOTING

Problem	Possible Cause	Solution
Monitor not powering on.	No power supply to the system; loose wiring.	Check power connections to the HFX-7000M series system. Verify all wiring connections are secure.
No video or audio during a call.	Wiring issue; outdoor station malfunction.	Inspect wiring between the monitor and outdoor station. Test the outdoor station.
Remote app not connecting.	No Wi-Fi connection; incorrect Wi-Fi password; app not paired.	Verify monitor's Wi-Fi connection. Re-enter Wi-Fi password. Re-pair the app with the monitor. Check internet connectivity on your smartphone.
Door release not working.	Wiring issue to door strike; system malfunction.	Check wiring to the door strike/gate opener. Consult the HFX-7000M series system manual for specific troubleshooting.

## SPECIFICATIONS

Brand	Comelit
Model Number	EX-7000HW
Compatible Devices	Smartphone (for remote app use)

<b>Voltage</b>	7.2 Volts (DC)
<b>Number of Channels</b>	1
<b>Color</b>	White
<b>Special Features</b>	Lightweight, Voice Operated Transmission, Waterproof
<b>Manufacturer</b>	Comelit
<b>First Available</b>	August 3, 2018



*Note: "Included Components: 1 x Digital Picture Frame" is listed in the product data. Please refer to your specific product packaging for exact contents.*





## WARRANTY AND SUPPORT

For warranty information, please refer to the documentation provided with your purchase or visit the official Comelit website. For technical support, troubleshooting assistance beyond this manual, or to inquire about replacement parts, please contact Comelit customer service directly. Contact details can typically be found on the manufacturer's website or in your product packaging.

**Return Policy:** The standard return policy for this product is 30 days for refund/replacement, as per typical retail terms. Please check with your retailer for specific return conditions.

## Related Documents - EX-7000HW

	<p><a href="#">Comelit HFX-7000M Single-User Kit: Quick Reference Guide</a></p> <p>This quick reference guide provides essential information for installing and operating the Comelit HFX-7000M Single-User Kit, a video intercom system.</p>
	<p><a href="#">Comelit 8461V Technical Manual: Installation and Operation Guide</a></p> <p>Comprehensive technical manual for the Comelit 8461V single-family door entry kit. Covers installation, configuration, operation, and wiring diagrams for the Comelit Quadra series video intercom system.</p>

	<p><a href="#">Comelit WiFi Cameras: Quick Start Guide &amp; Connection Setup</a></p> <p>Learn how to connect and set up your Comelit WiFi cameras using PoE or LAN. Download tools like IPC Manager and Advance VMS for easy management. Get started quickly.</p>
	<p><a href="#">Comelit WIFI-CAMERA'S Handleiding: Installatie, Configuratie en Gebruik</a></p> <p>Ontdek de Comelit WIFI-CAMERA'S met deze uitgebreide handleiding. Leer hoe u uw camera installeert, configureert voor netwerkverbinding, live weergave, en geavanceerde functies. Bevat installatie-instructies, configuratie-opties en probleemoplossing.</p>
	<p><a href="#">Comelit Home Automation General Catalogue</a></p> <p>Comelit's General Catalogue for Home Automation, featuring integrated systems for smart living, climate management, lighting control, intruder alarms, voice assistants, and more. Explore solutions for apartments and detached houses.</p>
	<p><a href="#">Comelit MINIDOME IP Camera System - Quick Start Guide</a></p> <p>Comprehensive guide to setting up and managing the Comelit MINIDOME IP camera system, covering connections, web interface, software tools, and mobile app access.</p>