

Edifier edifier-w820bt-white

Edifier W820BT Bluetooth Headphones User Manual

Model: W820BT

1. PRODUCT OVERVIEW

The Edifier W820BT Bluetooth Headphones offer a superior audio experience with extended battery life and a comfortable, foldable design. Engineered for both wireless freedom and wired connectivity, these headphones are suitable for various activities, from daily commutes to extended travel.



Figure 1: Front view of the Edifier W820BT Bluetooth Headphones.

Key Features:

- **Extended Battery Life:** Enjoy up to 80 hours of continuous playback on a single charge, providing week-long usage without frequent recharging.
- **Bluetooth V4.1 Connectivity:** Utilizes CSR Technology for a stable and reliable wireless audio connection.
- **Comfort-Oriented Design:** Features extra-soft ear cushions and an ergonomic suspension system for maximum comfort during prolonged listening sessions.
- **Foldable and Durable:** Designed with a flexible steel headband and a foldable structure for convenient storage and portability, built to withstand heavy usage.

- **Dual Mode Operation:** Supports both wireless Bluetooth and wired 3.5mm audio connections.

2. PACKAGE CONTENTS

Please verify that all items are present in the package:

- Edifier W820BT Bluetooth Headphones
- USB Charging Cable
- 3.5mm Audio Cable
- User Manual (this document)

3. SETUP AND INITIAL USE

3.1 Charging the Headphones

Before first use, fully charge the headphones. Connect the USB charging cable to the micro-USB port on the headphones and the other end to a USB power adapter (not included) or a computer's USB port. The LED indicator will show charging status and turn off when fully charged.

3.2 Powering On/Off

- **Power On:** Press and hold the multi-function button (usually the center button on the earcup controls) for approximately 3 seconds until the LED indicator flashes blue.
- **Power Off:** Press and hold the multi-function button for approximately 5 seconds until the LED indicator flashes red and then turns off.

3.3 Bluetooth Pairing

To pair your headphones with a Bluetooth-enabled device:

1. Ensure the headphones are powered off.
2. Press and hold the multi-function button for approximately 5 seconds until the LED indicator flashes red and blue alternately. This indicates pairing mode.
3. On your device (smartphone, laptop, etc.), enable Bluetooth and search for available devices.
4. Select "EDIFIER W820BT" from the list of found devices.
5. Once successfully paired, the LED indicator on the headphones will flash blue slowly.



Figure 2: Location of control buttons on the earcup.

4. OPERATING INSTRUCTIONS

4.1 On-Ear Controls

The Edifier W820BT features intuitive on-ear controls for easy management of your audio and calls.

- **Multi-function Button (Center):**
 - Press once: Play/Pause music, Answer/End call.

- Press and hold (2 seconds): Reject call.
- Double press: Redial last number.

- **Volume Up (+) Button:**

- Press once: Increase volume.
- Press and hold: Next track.

- **Volume Down (-) Button:**

- Press once: Decrease volume.
- Press and hold: Previous track.

4.2 Wired Connection (Aux Mode)

To use the headphones with non-Bluetooth devices or when the battery is depleted, connect the included 3.5mm audio cable to the audio input jack on the headphones and to your audio source. The headphones will automatically switch to wired mode.

Your browser does not support the video tag.

Video: Official product video demonstrating features of the Edifier W820BT Bluetooth Headphones, including battery life, comfort, foldable design, and on-ear controls.

5. MAINTENANCE AND CARE

Proper maintenance ensures the longevity and optimal performance of your Edifier W820BT headphones.

- **Cleaning:** Use a soft, dry cloth to clean the earcups and headband. Do not use liquid cleaners or aerosols.
- **Storage:** When not in use, fold the headphones to save space and store them in a cool, dry place away from direct sunlight and extreme temperatures.
- **Avoid Moisture:** Do not expose the headphones to water or excessive moisture.
- **Handle with Care:** Avoid dropping the headphones or subjecting them to strong impacts.



Figure 3: Headphones in folded position for compact storage.

6. TROUBLESHOOTING

If you encounter issues with your headphones, please refer to the following common problems and solutions:

Problem	Possible Cause	Solution
Headphones do not power on.	Low battery.	Charge the headphones fully.
Cannot pair with device.	Headphones not in pairing mode; device Bluetooth off; too far from device.	Ensure headphones are in pairing mode (flashing red/blue). Turn device Bluetooth off/on. Move headphones closer to device.
No sound or intermittent sound.	Volume too low; device not connected; interference.	Increase volume on headphones and device. Reconnect Bluetooth. Move away from other wireless devices.
Wired mode not working.	3.5mm cable not fully inserted or faulty.	Ensure cable is securely connected. Try a different 3.5mm cable if available.

7. PRODUCT SPECIFICATIONS

Feature	Detail
Model Name	edifier-w820bt-white
Connectivity Technology	Bluetooth, 3.5 mm Jack
Bluetooth Version	4.1
Battery Life	Up to 80 hours
Earpiece Shape	Over Ear
Noise Control	Passive Noise Cancellation
Control Type	Media Control
Material	Steel (headband)
Item Weight	7.7 ounces (0.22 Kilograms)
Product Dimensions	9.25 x 7.64 x 3.41 inches
Color	White
Manufacturer	Edifier






8. WARRANTY AND SUPPORT

The Edifier W820BT Bluetooth Headphones come with a **One Year Warranty** in the USA and Canada, covering manufacturing defects and ensuring durability. For warranty claims or technical support, please contact Edifier customer service.

Edifier Customer Service:

- **Website:** www.edifier.com
- **Email:** Refer to the official website for regional support email addresses.
- **Phone:** Refer to the official website for regional support phone numbers.

Please have your product model number (W820BT) and proof of purchase ready when contacting support.

	<p>Edifier W820BT Bluetooth Stereo Headphones: Operating Instructions and Specifications</p> <p>Comprehensive operating instructions, features, specifications, and safety information for the Edifier W820BT Bluetooth Stereo Headphones. Learn how to charge, pair, connect, and use your headphones.</p>
	<p>Edifier W820BT Bluetooth Stereo Headphones Instruction Manual</p> <p>This manual provides operating instructions for the Edifier W820BT Bluetooth Stereo Headphones, covering features, specifications, setup, usage, maintenance, and troubleshooting.</p>
	<p>Edifier W830BT Wireless Stereo Headphones User Manual and Features</p> <p>Comprehensive user manual for Edifier W830BT Wireless Stereo Headphones. Discover features, specifications, setup, call handling, music playback, maintenance, and essential safety information.</p>
	<p>EDIFIER ES850NB Active Noise Cancelling Headphones User Manual</p> <p>Comprehensive user manual for the EDIFIER ES850NB active noise cancelling over-ear headphones, covering setup, pairing, controls, charging, and troubleshooting.</p>
	<p>Edifier Comfo Run Wireless Sports Headphones: Quick Start Guide & Features</p> <p>Comprehensive guide to Edifier Comfo Run Open Ear Wireless Sports Headphones (Model EDF200121). Learn about power, pairing, reset, controls, charging, and app features for your wireless audio experience.</p>



W210BT

Wireless Neckband Headphones

— Manual —

EN 1. Power ON/OFF



2. Pairing



- When they're power off, press and hold the power button for 5s. Green red and LED will blink rapidly.
- Select "EDIFIER W210BT" in your device setting to connect.

Use Notes

- Once the headphones are power on, they will enter Bluetooth mode automatically. Green and red LED will blink rapidly.
- When the headphones are power off, they will enter pairing mode.

Note: For subsequent use, the headphones will auto-connect to device used last time.

3. Reset



- The headphones are power on and disconnected from all devices.
- Press and hold the "V" and "V" at the same time for 5s.
- The green light will blink and red LED will blink rapidly.
- When the headphones are reset, they enter pairing mode automatically.

4. Controls



- Note:**
- Press and hold.
 - Images are for illustrative purposes only and may differ from the actual product.

For more information, please visit our website:

www.edifier.com



Model: W210BT

Edifier International Limited
F5, New Asia
General Head Office
Hong Kong

www.edifier.com
© 2023 Edifier International Limited. All rights reserved.
Printed in China

NOTICE:
Due to the need of technical improvement and system upgrade,
information contained herein may be subject to change from time
to time without prior notice.
Pictures and illustrations shown on this manual may be slightly
different from actual product. In any difference between the actual
product and manual.

[Edifier W210BT Wireless Neckband Headphones User Manual | Setup and Controls](#)

Comprehensive user manual for Edifier W210BT wireless neckband headphones. Learn how to power on/off, pair via Bluetooth, reset the device, and use controls for music and calls.