

Casio W-218H

Casio W218H Series Digital Watch Instruction Manual

Model: W-218H

1. INTRODUCTION

Welcome to the instruction manual for your Casio W218H Series Digital Watch. This timepiece is designed for durability and functionality, featuring a clear digital display, 50-meter water resistance, and essential functions for daily use. Please read this manual carefully to understand the full capabilities of your watch and ensure proper operation and maintenance.



Figure 1: Front view of the Casio W218H Series Digital Watch.

2. INITIAL SETUP

2.1 Setting Time and Date

1. In Timekeeping Mode, press and hold the **MODE** button until the seconds digits begin to flash, indicating the setting screen.
2. Press the **LIGHT** button to cycle through the settings: Seconds → Hour → Minute → Year → Month → Day.
3. While the desired setting is flashing, use the **START/STOP** button to increase the value. Hold the button to change values rapidly.
4. Once all settings are adjusted, press the **MODE** button to exit the setting screen.

2.2 Setting the Daily Alarm

1. From Timekeeping Mode, press the **MODE** button once to enter Alarm Mode (indicated by 'AL' on the display).

2. Press and hold the **START/STOP** button until the hour digits begin to flash.
3. Use the **LIGHT** button to select between Hour and Minute settings.
4. Use the **MODE** button to adjust the flashing value.
5. Press the **START/STOP** button to confirm and exit the alarm setting.
6. To toggle the alarm ON/OFF, press the **START/STOP** button in Alarm Mode without holding it.

3. OPERATING INSTRUCTIONS

3.1 Mode Navigation

Press the **MODE** button to cycle through the watch's functions in the following order:

- Timekeeping Mode (displays current time, day, and date)
- Alarm Mode (set and activate daily alarm)
- Stopwatch Mode (measure elapsed time)

3.2 Stopwatch Function

1. In Stopwatch Mode, press the **START/STOP** button to start timing.
2. Press the **START/STOP** button again to stop timing.
3. To reset the stopwatch to zero, press the **LIGHT** button while the stopwatch is stopped.

3.3 LED Backlight

Press the **LIGHT** button to illuminate the display for easy viewing in low-light conditions. The backlight will remain on as long as the button is pressed.



Figure 2: Casio W218H Series Digital Watch worn on a wrist.

4. CARE AND MAINTENANCE

4.1 Water Resistance (50M)

Your Casio W218H watch is water resistant up to 50 meters (165 feet). This means it is suitable for everyday use and can withstand splashes, rain, and brief immersion in water. It is generally suitable for short periods of recreational swimming, but not for diving or snorkeling. **Do not operate the watch buttons while it is wet or submerged in water.**

4.2 Battery Life

The watch is equipped with a long-life battery, typically lasting up to 7 years under normal usage conditions. When the display becomes dim or functions become erratic, it may be time to replace the battery. Battery replacement should be performed by a qualified technician to maintain water resistance.

4.3 Cleaning

To clean your watch, wipe it with a soft, dry cloth. For stubborn dirt, use a soft cloth dampened with water and a mild soap, then wipe dry. Avoid using chemical cleaners or solvents as they may damage the watch's resin components.

5. TROUBLESHOOTING

- **Display is blank or dim:** The battery may be low or depleted. Replace the battery.
- **Time is incorrect:** Re-adjust the time and date settings as described in Section 2.1. Ensure the correct AM/PM setting is selected.
- **Alarm does not sound:** Check if the alarm is activated (ON) in Alarm Mode. Ensure the volume is not muted if applicable (though this model typically has a fixed alarm sound).
- **Water appears inside the watch:** This indicates a breach in water resistance. Stop using the watch immediately and have it inspected and repaired by a qualified technician.

6. SPECIFICATIONS

Model Number	W-218H-2AV
Brand	Casio
Display Type	Digital
Water Resistance	50 Meters (5 ATM)
Case Material	Resin
Band Material	Resin
Functions	Time, Date, Daily Alarm, 1/100 Second Stopwatch, LED Backlight, Hourly Time Signal
Battery Life	Approx. 7 years
Dimensions	10 x 10 x 10 inches; 1.4 ounces (Product dimensions as listed, actual watch dimensions may vary slightly)









Figure 3: Packaging for the Casio W218H Series Digital Watch.

7. WARRANTY AND SUPPORT

Your Casio W218H Series Digital Watch is covered by a manufacturer's warranty. For specific warranty details, including duration and coverage, please refer to the warranty card included with your product or visit the official Casio website. For technical support, service, or replacement parts, please contact Casio customer service directly or consult an authorized Casio service center.

You can find more information and support on the official Casio website: [Casio Official Store](#)

	<p>Casio 3212 Operation Guide - Timekeeping, Alarms, Stopwatch, and More</p> <p>Comprehensive operation guide for the Casio 3212 watch, detailing how to use its timekeeping, world time, alarm, stopwatch, and countdown timer functions, along with specifications and reference information.</p>
	<p>CASIO 2684 Digital Watch User's Guide</p> <p>Detailed user's guide for the CASIO 2684 digital watch, explaining how to use its timekeeping, alarm, stopwatch, countdown timer, and dual time functions. Includes setup instructions and operational details.</p>
	<p>Casio LAW-21 Модуль 2789: Руководство пользователя и характеристики</p> <p>Полное руководство пользователя для часов Casio LAW-21 (Модуль 2789). Содержит инструкции по эксплуатации, уходу, описания режимов работы (текущее время, мировое время, таймер, секундомер, будильник) и технические характеристики.</p>
	<p>Casio ECW-M100 Watch User Manual</p> <p>Comprehensive user manual for the Casio ECW-M100 watch, detailing its features, operation, water resistance, alarms, stopwatch, world time, and technical specifications. Includes instructions for setting time, alarms, and using various modes.</p>
	<p>Casio Watch Module 4779/4780 User Manual and Features</p> <p>Detailed user guide for Casio watches with module 4779 and 4780, covering timekeeping, world time, alarms, stopwatch, timer, and water resistance features.</p>
	<p>Casio Watch Module 3440, 3441 User Manual</p> <p>Comprehensive user manual for Casio watches with Module No. 3440 and 3441 (STL-S110/S300), detailing features such as timekeeping, stopwatch, countdown timer, alarms, world time, solar charging, and power saving.</p>