

## T&G TG117

# TG117 Wireless Portable Bluetooth Speaker

User Manual - Model: TG117

## INTRODUCTION

---

This manual provides essential information for the safe and efficient operation of your T&G TG117 Wireless Portable Bluetooth Speaker. Please read this manual thoroughly before using the product and retain it for future reference.

## PRODUCT FEATURES

---

- Portable and lightweight design for easy carrying.
- Wireless Bluetooth V4.2 connectivity with a transmission distance of up to 10 meters.
- Built-in microphone for hands-free calling.
- Supports music playback from TF (Micro SD) card and USB drives.
- AUX audio input for wired connections.
- Integrated FM radio function.
- Compatible with various Bluetooth-enabled devices including smartphones and tablets.

## PACKAGE CONTENTS

---

Please check the package for the following items:

- 1 x TG117 Wireless Portable Bluetooth Speaker
- 1 x USB Charging Cable
- 1 x AUX Audio Cable



Image: The TG117 Wireless Portable Bluetooth Speaker in red, showcasing its cylindrical design and T&G branding.





Image: A collection of TG117 Wireless Portable Bluetooth Speakers in different colors and patterns, demonstrating the product's design versatility.

## SETUP

---

### Charging the Speaker

1. Connect the small end of the included USB charging cable to the Micro USB port on the speaker.
2. Connect the larger end of the USB cable to a USB power adapter (not included) or a computer's USB port.
3. The charging indicator light will illuminate. Once fully charged, the light may change color or turn off, depending on the model.
4. A full charge typically takes a few hours.

### Powering On/Off

Press and hold the Power button for a few seconds to turn the speaker on or off. You will hear an audible prompt indicating the power status.

## OPERATING INSTRUCTIONS

---

### Bluetooth Pairing

1. Ensure the speaker is powered on and in Bluetooth pairing mode (indicated by a flashing LED light and an audible prompt).
2. On your mobile device, enable Bluetooth and search for available devices.
3. Select "TG117" from the list of found devices.
4. Once paired, the speaker will provide an audible confirmation, and the LED light will stop flashing.

5. The speaker will automatically connect to the last paired device when powered on, if the device is within range and Bluetooth is enabled.

## Music Playback (Bluetooth)

- After successful Bluetooth pairing, open your music player application on your device.
- Play, pause, skip tracks, and adjust volume directly from your device or using the speaker's controls (if available).

## TF Card / USB Playback

1. Insert a TF (Micro SD) card or USB drive with MP3 audio files into the corresponding slot on the speaker.
2. The speaker will automatically detect the storage device and begin playing music.
3. Use the speaker's controls to navigate tracks and adjust volume.

## AUX Mode

1. Connect one end of the included 3.5mm AUX audio cable to the AUX port on the speaker.
2. Connect the other end to the audio output jack of your external device (e.g., smartphone, MP3 player).
3. The speaker will automatically switch to AUX mode.
4. Control music playback and volume from your external device.

## FM Radio

1. Press the Mode button (if available) to switch to FM radio mode.
2. Press and hold the Play/Pause button to initiate an automatic station scan. The speaker will save available stations.
3. Use the Previous/Next track buttons to switch between saved FM stations.

## Hands-Free Calling

- When a call comes in while connected via Bluetooth, the speaker will ring.
- Press the Play/Pause button to answer an incoming call.
- Press the Play/Pause button again to end the call.
- Press and hold the Play/Pause button to reject an incoming call.

## MAINTENANCE

---

- Clean the speaker with a soft, dry cloth. Do not use abrasive cleaners or solvents.
- Avoid exposing the speaker to extreme temperatures, direct sunlight, or high humidity.
- Do not immerse the speaker in water.
- Store the speaker in a cool, dry place when not in use for extended periods.

## TROUBLESHOOTING

---

Problem	Possible Cause	Solution
Speaker does not turn on.	Battery is depleted.	Charge the speaker fully.

Problem	Possible Cause	Solution
Cannot pair with Bluetooth device.	Speaker is not in pairing mode; Device Bluetooth is off; Speaker is too far from device.	Ensure speaker is in pairing mode; Turn on Bluetooth on your device; Move speaker closer to device (within 10m).
No sound or low sound.	Volume too low; Incorrect mode selected; Device volume too low.	Increase speaker and device volume; Ensure correct mode (Bluetooth, AUX, TF/USB, FM) is selected.
FM radio reception is poor.	Weak signal; Environmental interference.	Relocate the speaker to an area with better signal; Extend the AUX cable (if used as antenna).
Cannot use AUX and charging simultaneously.	Port design limitation.	This is a known design limitation. Charge the speaker separately before using AUX mode.
Speaker does not remember last setting.	Default behavior.	The speaker defaults to Bluetooth mode upon startup. Manual mode selection is required for other functions.

## SPECIFICATIONS

Feature	Detail
Model Name	TG117
Brand	T&G
Connectivity Technology	Wireless (Bluetooth), Wired (AUX, USB)
Bluetooth Version	V4.2
Wireless Range	Up to 10 meters (33 feet)
Audio Output Mode	Stereo
Maximum Speaker Output Power	3 Watts
Frequency Response	120 Hz - 20 kHz
Signal-to-Noise Ratio (SNR)	>= 90 dB
Battery Type	Lithium Ion
Battery Capacity	1200 mAh
Music Playback Time	3-4 hours (approx.)
Charging Port	Micro USB
Supported Media	TF Card, USB Drive
Material	Plastic, Silicone, Nylon
Product Dimensions (L x W x H)	6.9 x 6.9 x 16 cm (2.7 x 2.7 x 6.3 inches)




Feature	Detail
Product Weight	416 grams (0.92 lbs)
Mounting Type	Tabletop Mount

## Warranty and Support

For warranty information and customer support, please refer to the documentation provided with your purchase or contact the retailer. Keep your proof of purchase for any warranty claims.

© 2024 T&G. All rights reserved.

### Related Documents - TG117

	<p><a href="#">TG117 Bluetooth Speaker User Manual</a></p> <p>User manual for the TG117 Bluetooth Speaker, detailing its features, specifications, and operation, including wireless connectivity, FM radio, TWS pairing, and media playback.</p>
	<p><a href="#">T&amp;G Bluetooth Speaker: User Manual, Pairing Guide, and Operation Instructions</a></p> <p>User manual for the T&amp;G Bluetooth Speaker, covering setup, Bluetooth pairing, AUX connection, music playback, hands-free calls, and maintenance. Includes product specifications and care instructions.</p>
	<p><a href="#">T&amp;G TG117 Portable Bluetooth Speaker User Manual: Features and Specifications</a></p> <p>Comprehensive user manual for the T&amp;G TG117 portable Bluetooth speaker, covering product features, technical specifications, key functions, and operating instructions.</p>