

[Manuals.plus](#) /

> [GLW](#) /

> GLW 20W RGB LED Flood Lights Instruction Manual

GLW 20W RGB LED Flood Light

GLW 20W RGB LED Flood Lights Instruction Manual

1. PRODUCT OVERVIEW

The GLW 20W RGB LED Flood Light is a versatile lighting solution designed for both indoor and outdoor applications. It features 16 distinct colors and 4 dynamic lighting modes (Flash, Strobe, Fade, Smooth), all controllable via an included remote. This floodlight is engineered for energy efficiency and durability, offering a long service life and an IP65 waterproof rating for reliable performance in various weather conditions.



Figure 1: Front view of the GLW 20W RGB LED Flood Light.

2. WHAT'S IN THE BOX

- 2 x 20W RGB LED Flood Lights
- 2 x Remote Controls
- 1 x User Manual

3. SPECIFICATIONS

Brand	GLW
Model	20W RGB LED Flood Light
Power	20 Watts
Voltage	110 Volts AC
Brightness	1800 Lumens
Light Source	LED

Colors	16 Colors (RGB)
Modes	Flash, Strobe, Fade, Smooth
Control Method	Remote Control
Water Resistance	IP65 Waterproof
Material	Aluminum, Metal, Tempered Glass
Mounting Type	Wall Mount, Ceiling Mount



Figure 2: Product dimensions of the GLW 20W RGB LED Flood Light.

4. SAFETY INFORMATION

- Ensure the power supply is disconnected before installation or maintenance.
- This product is suitable for AC 110V.
- Do not immerse the floodlight in water while connected to power, despite its IP65 rating.
- Avoid direct eye exposure to the light source.
- Keep out of reach of children.
- Ensure proper grounding for electrical safety.

5. SETUP INSTRUCTIONS

1. **Unpack:** Carefully remove the floodlight and accessories from the packaging.
2. **Positioning:** Place the floodlight in your desired location. The 180° adjustable lamp body allows for flexible positioning on ceilings, walls, or the ground.
3. **Mounting (Optional):** If mounting, use appropriate hardware (not included) to secure the adjustable bracket to a stable surface. Adjust the angle as needed.
4. **Connect Power:** Plug the floodlight's power cord into a standard AC 110V outlet. No additional wiring is required.



Figure 3: Example of GLW RGB LED Flood Lights used for outdoor decoration.

6. OPERATING INSTRUCTIONS

The GLW 20W RGB LED Flood Light is operated using the included remote control. Ensure the remote has a working battery and is pointed towards the floodlight's sensor.

Remote Control Functions:

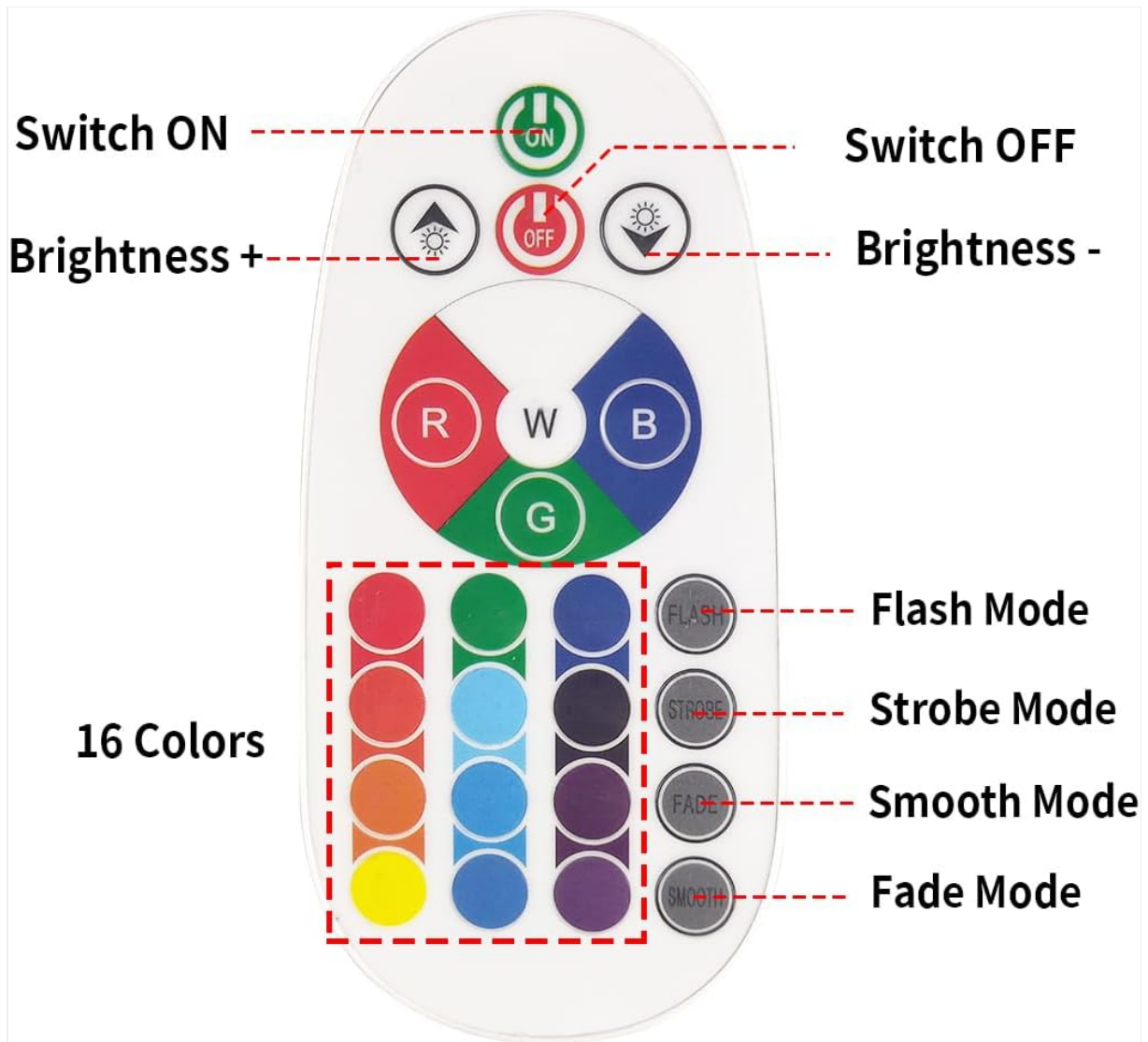


Figure 4: Layout of the remote control for the GLW RGB LED Flood Light.

- **ON/OFF:** Press to turn the light on or off.
- **Brightness +/-:** Adjusts the intensity of the light.
- **Color Selection:** Choose from 16 static colors using the dedicated color buttons.
- **Flash Mode:** Cycles through colors with rapid transitions.
- **Strobe Mode:** Cycles through colors with quick, intermittent flashes.
- **Fade Mode:** Smoothly transitions between colors.
- **Smooth Mode:** Provides a gradual and continuous color change.

16 Colors & 4 Modes




Figure 5: Visual representation of the 16 colors and 4 modes available.

7. MAINTENANCE

- **Cleaning:** Periodically wipe the glass surface with a soft, damp cloth to remove dirt and debris. Do not use harsh chemicals.
- **Inspection:** Regularly check the power cord and plug for any signs of damage. Ensure all connections are secure.
- **Heat Dissipation:** Ensure the aluminum heat sink on the back of the unit is not obstructed to allow for proper cooling and extend product life.

ALUMINUM HEAT SINK



Figure 6: Rear view showing the aluminum heat sink for efficient heat dissipation.

8. TROUBLESHOOTING

- **Light not turning on:** Check if the power plug is securely inserted into the outlet. Verify the outlet is functional. Ensure the remote control battery is not depleted.
- **Remote control not working:** Ensure the remote is pointed directly at the floodlight's sensor. Replace the remote control battery if necessary. Check for any obstructions between the remote and the light.
- **Inconsistent color display:** Ensure the light is not exposed to extreme temperatures. If issues persist, try unplugging and replugging the light to reset it.

9. WARRANTY AND SUPPORT

This GLW 20W RGB LED Flood Light comes with an 18-month manufacturer's warranty. For any dissatisfaction regarding quality or installation, please contact GLW Lighting directly for support.

IP65 WEATHERPROOF



Rainy Day



Thunder day



Snow Day

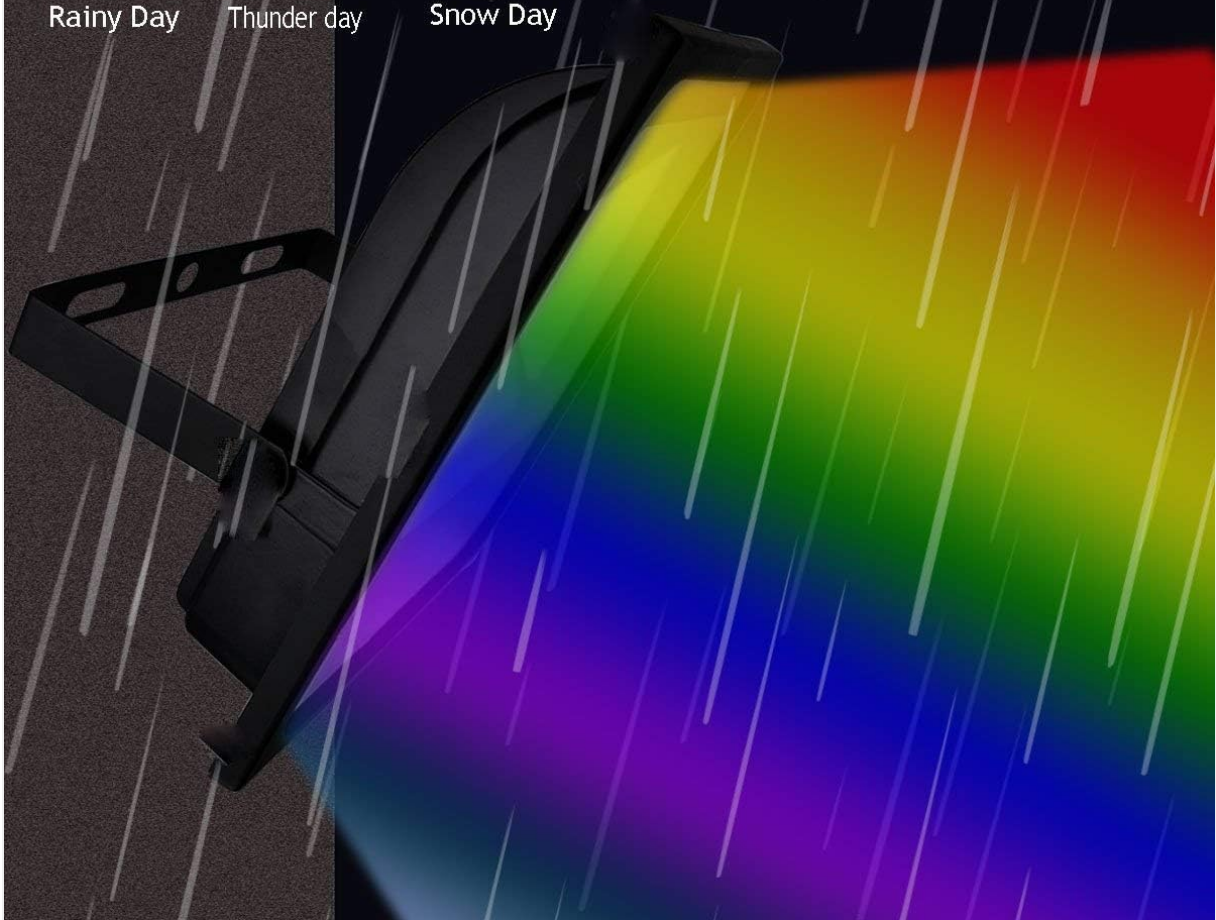


Figure 7: The IP65 rating ensures the floodlight is weatherproof against rain, thunder, and snow.