

Manuals+

[Q & A](#) | [Deep Search](#) | [Upload](#)

manuals.plus /

› [Movo](#) /

› [Movo SMM5-B Universal Microphone and Portable Recorder Shock Mount Instruction Manual](#)

Movo SMM5

Movo SMM5-B Universal Microphone and Portable Recorder Shock Mount

INSTRUCTION MANUAL

Model: SMM5 | Brand: Movo

Introduction

The Movo SMM5-B is a universal shock mount designed to isolate portable audio recorders and microphones from mechanical vibrations and handling noise. This mount is ideal for use with various recorders, including Zoom H1n, H2n, H4n, H5, H6, and Tascam DR-40x, DR-05x, DR-07x, when mounted on cameras via a hot shoe or on tripods/stands with a 1/4" thread. Its primary function is to improve audio quality by preventing unwanted noise transfer during recording.



UNIVERSAL MICROPHONE & PORTABLE RECORDER SHOCK MOUNT

Will mount and attach to most cameras and recorders via standard hot shoe or tripods via 1/4" thread

Image: The Movo SMM5-B shock mount supporting a portable recorder on a camera, demonstrating its application in a recording setup.

Key Features

- **Universal Compatibility:** Designed to mount most portable recorders and microphones with a 1/4"

mounting screw, and attach to cameras via a standard hot shoe or tripods via a 1/4" thread.

- **Vibration Reduction:** Effectively minimizes handling noise and vibrations transmitted from cameras or tripods, enhancing audio clarity.
- **Discreet Design:** Features a low-profile and compact design that integrates seamlessly into your recording setup.
- **Durable Construction:** Constructed from Acrylonitrile Butadiene Styrene (ABS) for a sturdy and reliable build.




Image: A detailed view of the Movo SMM5-B shock mount, emphasizing its upgraded and low-profile design.

Package Contents

Upon opening the package, you should find the following items:

- 1x Movo SMM5-B Universal Microphone and Portable Recorder Shock Mount
- 1x Warranty Card

WALK AND CAPTURE THOSE MOMENTS FREELY!



ZOOM
(H4n, H5, H6)



TASCAM
(DR-40, DR-05, DR-07)



with 1/4"
Mounting Screw
(Black/Black)

Image: The Movo SMM5-B shock mount, illustrating its key components including the 1/4" thread and sturdy build.

Setup Instructions

1. Attaching to a Portable Recorder:

- Locate the 1/4" mounting screw on the top plate of the SMM5-B shock mount.
- Align the 1/4" tripod socket on your portable recorder (e.g., Zoom H-series, Tascam DR-series) with the screw on the mount.
- Carefully screw the recorder onto the mount until it is secure. Avoid overtightening to prevent damage to the recorder or the mount.

2. Attaching to a Camera Hot Shoe:

- Slide the cold shoe adapter located at the base of the SMM5-B into your camera's hot shoe slot.
- Once fully inserted, tighten the locking wheel on the cold shoe adapter to firmly secure the mount to your camera.

3. Attaching to a Tripod or Stand:

- The cold shoe adapter at the base of the SMM5-B also features a 1/4" thread.
- Screw the entire assembly (mount with recorder) onto any tripod, monopod, or light stand that has a standard 1/4" mounting screw.

WHAT YOU GET



Image: The Movo SMM5-B shock mount demonstrating compatibility with Zoom H4n, H5, H6 and Tascam DR-40, DR-05, DR-07 recorders, and its attachment to a camera.

Operating Instructions

Once the Movo SMM5-B shock mount is properly set up with your recorder and camera/tripod, its operation is largely passive, focusing on vibration isolation.

- **Ensure Secure Attachment:** Verify that both the recorder and the mount are securely fastened to their respective connections. A stable connection is crucial for effective vibration dampening.
- **Allow for Flex:** The elastic suspension system of the shock mount is designed to flex and absorb mechanical shocks. Avoid overtightening any components that would restrict this movement.
- **Monitor Audio:** During recording, monitor your audio levels and listen for any unwanted noise. The SMM5-B significantly reduces noise from handling and camera operations, but it does not eliminate acoustic noise from the environment.

REDUCE NOISE

Say goodbye to
handling noise



Image: The Movo SMM5-B shock mount in use, illustrating its function in reducing handling noise for a recorder mounted on a camera.

Maintenance

To ensure the longevity and optimal performance of your Movo SMM5-B shock mount, follow these simple maintenance guidelines:

- **Cleaning:** Wipe the mount with a soft, dry cloth to remove dust and fingerprints. Do not use harsh chemicals, solvents, or abrasive cleaning materials, as these can damage the ABS plastic and elastic components.
- **Storage:** Store the shock mount in a cool, dry place away from direct sunlight and extreme temperatures. Prolonged exposure to heat or cold can affect the elasticity of the suspension bands.
- **Inspection:** Periodically inspect the 1/4" mounting screw, cold shoe adapter, and the elastic suspension bands for any signs of wear or damage. Ensure all connections remain tight.

Troubleshooting

If you encounter issues while using your Movo SMM5-B shock mount, consider the following:

- **Excessive Noise/Vibration Still Present:**
 - **Check Connections:** Ensure the portable recorder is securely screwed onto the 1/4" thread and the mount is firmly attached to the camera's hot shoe or tripod. Loose connections can transmit vibrations.
 - **Recorder Type:** Verify that your recorder is compatible and its weight is within a reasonable range for the mount's suspension. Very heavy recorders might not be fully supported, leading to some instability.
 - **External Factors:** The shock mount isolates mechanical vibrations, not acoustic noise. Ensure environmental factors like wind, clothing rustle, or vocal plosives are not the source of the unwanted noise. Consider using a wind screen for outdoor recording.
- **Mount Feels Loose or Unstable:**

- **Tighten Locking Wheel:** Ensure the locking wheel on the cold shoe adapter is fully tightened.
- **Inspect Components:** Check the elastic suspension bands for any signs of stretching or breakage. If damaged, contact Movo support for assistance.

Specifications

Item Weight	5 Grams (0.176 ounces)
Package Dimensions	4 x 3.1 x 2 inches
Material	Acrylonitrile Butadiene Styrene (ABS)
Mounting Options	1/4" Thread, Cold Shoe
Compatible Devices	Portable audio recorders (e.g., Zoom H1n, H2n, H4n, H5, H6; Tascam DR-40x, DR-05x, DR-07x), Cameras with hot shoe



Warranty and Support

The Movo SMM5-B shock mount comes with a warranty. Please refer to the included warranty card for specific terms, conditions, and duration of coverage.

For technical support, product inquiries, or warranty claims, please visit the official Movo website or contact Movo customer service directly. Contact information can typically be found on the warranty card or the Movo website.


© 2025 Movo. All rights reserved.

Related Documents - SMM5

	<p>MOVO WMIC80 UHF Dual-Channel Wireless Microphone System Instruction Manual</p> <p>Comprehensive instruction manual for the MOVO WMIC80 UHF Dual-Channel Wireless Microphone System, covering setup, operation, troubleshooting, and specifications for ENG, EFP, and DSLR video applications.</p>
	<p>MOVO MC380 Aluminum Medicine Cabinet Assembly Instructions</p> <p>Detailed assembly instructions for the MOVO MC380 Aluminum Medicine Cabinet, including parts list, tools needed, surface mount, recess mount, shelf, and hinge adjustments.</p>



[MOVO MC610 Aluminum Medicine Cabinet Assembly and Installation Guide](#)
Step-by-step instructions for assembling and installing the MOVO MC610 Aluminum Medicine Cabinet. Includes parts list, tools required, and adjustment procedures for shelves and hinges.



[MOVO WMIC80 UHF Dual-Channel Wireless Microphone System Instruction Manual](#)
Comprehensive instruction manual for the MOVO WMIC80 UHF Dual-Channel Wireless Microphone System, covering setup, operation, troubleshooting, and specifications for ENG, EFP, and DSLR video applications.



[uStudio Podcast Gear Guide: Essential Equipment for Every Podcaster](#)
A comprehensive buyer's guide from uStudio detailing essential podcasting equipment, including microphones, headphones, audio interfaces, mixers, cameras, lighting, and editing software, suitable for all budget levels.



[WV-XAE202WUX: i-PRO](#)
i-PRO WV-XAE202WUX AI MOVO Berth