

## Igloo ICEB26WH

# Igloo ICEB26WH Automatic Portable Countertop Ice Maker User Manual

Model: ICEB26WH | Brand: Igloo

## 1. INTRODUCTION

Thank you for choosing the Igloo ICEB26WH Automatic Portable Countertop Ice Maker. This manual provides essential information for the safe and efficient operation, maintenance, and troubleshooting of your new appliance. Please read it thoroughly before first use and retain it for future reference.

This portable ice maker is designed for convenience, producing up to 26 pounds of ice in a 24-hour period, with the first batch of 9 ice cubes ready in as little as 7 minutes. It offers two ice cube sizes to suit your preferences.

## 2. SAFETY INFORMATION

To ensure safe operation and prevent damage, please adhere to the following safety guidelines:

- **Electrical Safety:** Ensure the appliance is plugged into a grounded outlet. Do not operate with wet hands or if the power cord is damaged.
- **Placement:** Place the ice maker on a stable, level surface, away from direct sunlight, heat sources, and corrosive gases. Ensure adequate ventilation around the unit.
- **Water Quality:** Use only potable (drinkable) water in the reservoir.
- **Children:** Keep the appliance out of reach of children and supervise them when the unit is in use.
- **Maintenance:** Always unplug the unit before cleaning or performing any maintenance. Do not immerse the appliance in water.
- **Proposition 65 Warning:** This product may contain chemicals known to the State of California to cause cancer and birth defects or other reproductive harm.

## 3. PRODUCT OVERVIEW

Familiarize yourself with the components of your Igloo ICEB26WH Ice Maker:



Image 3.1: Front-right view of the Igloo ICEB26WH Ice Maker, showcasing its compact design and control panel.

# High 1.5qt Capacity

KEEP DRINKS COLD ALL DAY



Image 3.2: Diagram illustrating the dimensions of the ice maker, highlighting the removable ice basket, LED control panel, and included ice scoop.

## Components:

- **Ice Maker Unit:** The main appliance housing the compressor, water reservoir, and ice-making mechanism.
- **Ice Basket:** A removable basket to collect the freshly made ice cubes.
- **Ice Scoop:** A plastic scoop for convenient ice retrieval.

## Control Panel:

The intuitive LED control panel features indicators and buttons for easy operation:

- **ADD WATER Indicator:** Illuminates when the water reservoir needs refilling.
- **ICE FULL Indicator:** Illuminates when the ice basket is full, and the unit will pause ice production.
- **SMALL/LARGE Ice Size Selection:** Button to toggle between small and large cylindrical ice cube sizes.
- **POWER Button:** To turn the unit on or off.

Image 3.3: Visual representation of key features including instant ice, dual ice sizes, low noise, self-cleaning, and the LED control panel.

## 4. SETUP

---

1. **Unpack:** Carefully remove the ice maker from its packaging. Remove all packing materials, including any tape or protective films.
2. **Position:** Place the ice maker on a flat, stable, and heat-resistant surface. Ensure there is at least 4 inches of clearance around the unit for proper ventilation. Avoid placing it near heat sources or in direct sunlight.
3. **Stabilize:** Allow the unit to stand upright for at least 2 hours before plugging it in. This allows the refrigerant to settle.
4. **Initial Cleaning:** Before first use, clean the interior of the ice maker. Refer to the "Cleaning and Maintenance" section for detailed instructions.
5. **Fill Water Reservoir:** Open the top lid and fill the water reservoir with potable water up to the MAX fill line. Do not overfill.



Image 4.1: Illustrates filling the water reservoir and the ice production capacity.

## 5. OPERATING INSTRUCTIONS

---

1. **Power On:** Plug the ice maker into a grounded electrical outlet. Press the **POWER** button on the control panel to turn the unit on.
2. **Select Ice Size:** Press the **SELECT** button to choose between small or large ice cube sizes. The corresponding indicator light will illuminate.
3. **Ice Production:** The ice maker will begin its cycle. Water will be pumped to the freezing fingers, and ice cubes will form. The first batch of 9 ice cubes will be ready in approximately 7 minutes.
4. **Ice Collection:** Once formed, the ice cubes will be released into the ice basket. The unit will continue to make ice until the basket is full or the water reservoir is empty.
5. **Indicators:**
  - If the **ADD WATER** indicator illuminates, refill the water reservoir. The unit will resume operation automatically once water is added.
  - If the **ICE FULL** indicator illuminates, remove ice from the basket. The unit will resume ice production automatically.
6. **Storing Ice:** The ice basket is not refrigerated. For long-term storage, transfer ice cubes to a freezer.



# Quick Yield

---

  
9 ice cubes in  
**7 minutes**

  
26lb yield in  
**24 hours**

  
automatic shut off  
**when full**

Image 5.1: Details on the ice maker's quick production and automatic features.



Image 5.2: Depicts the two available ice cube sizes: small and large bullet ice.

## 6. CLEANING AND MAINTENANCE

Regular cleaning and maintenance will prolong the life of your ice maker and ensure optimal performance.

### 6.1. Daily Cleaning

- Unplug the unit.
- Remove the ice basket and wash it with warm, soapy water. Rinse and dry thoroughly.
- Wipe the exterior of the unit with a soft, damp cloth.

### 6.2. Self-Cleaning Function

The Igloo ICEB26WH features an automatic self-cleaning function:

1. Ensure the unit is empty of ice and water.
2. Fill the water reservoir with a mixture of water and white vinegar (or a recommended ice maker cleaning solution) according to the product instructions.
3. Activate the self-cleaning cycle (refer to your specific model's control panel instructions, typically a long



press of a button or a specific sequence).

- 4. After the cycle, drain the cleaning solution completely.
- 5. Rinse the reservoir thoroughly with clean water and drain again to remove any residue.



Image 6.1: Highlights the low noise operation and the automatic self-cleaning feature.

6.3. Draining and Storage

- When not in use for an extended period, unplug the unit and drain all water from the reservoir.
- Clean and dry the interior thoroughly to prevent mold or mildew growth.
- Store the ice maker in a cool, dry place.

7. TROUBLESHOOTING

If you encounter issues with your ice maker, consult the following table before contacting customer support:

Problem	Possible Cause	Solution
---------	----------------	----------

Problem	Possible Cause	Solution
Unit does not turn on.	Not plugged in; power outage; faulty outlet.	Ensure unit is securely plugged into a working, grounded outlet. Check circuit breaker.
"ADD WATER" indicator is on, but reservoir is full.	Water sensor malfunction; air bubble.	Unplug and replug the unit. Gently shake the unit to dislodge any air bubbles near the sensor.
Ice is not forming or is very small.	Insufficient water; high ambient temperature; poor ventilation; unit recently moved.	Ensure water reservoir is full. Operate in a cooler environment. Ensure proper ventilation. Allow unit to sit upright for 2 hours if recently moved.
"ICE FULL" indicator is on, but basket is not full.	Ice sensor obstructed or dirty.	Clean the ice sensor (located near the ice basket). Ensure no ice cubes are blocking the sensor.
Ice melts quickly in the basket.	Ice basket is not refrigerated.	This is normal. Transfer ice to a freezer for storage.

## 8. SPECIFICATIONS

Feature	Specification
Model Number	ICEB26WH
Brand	Igloo
Product Dimensions (D x W x H)	12.2" x 9" x 12.8"
Daily Ice Production	Up to 26 lbs
Water Tank Capacity	1.5 Quarts
Ice Production Cycle	9 cubes in as little as 7 minutes
Operating Wattage	120 Watts
Power Supply	120V, 60Hz (Standard US)
Included Accessories	Ice Maker, Ice Basket, Ice Scoop






## 9. WARRANTY AND SUPPORT

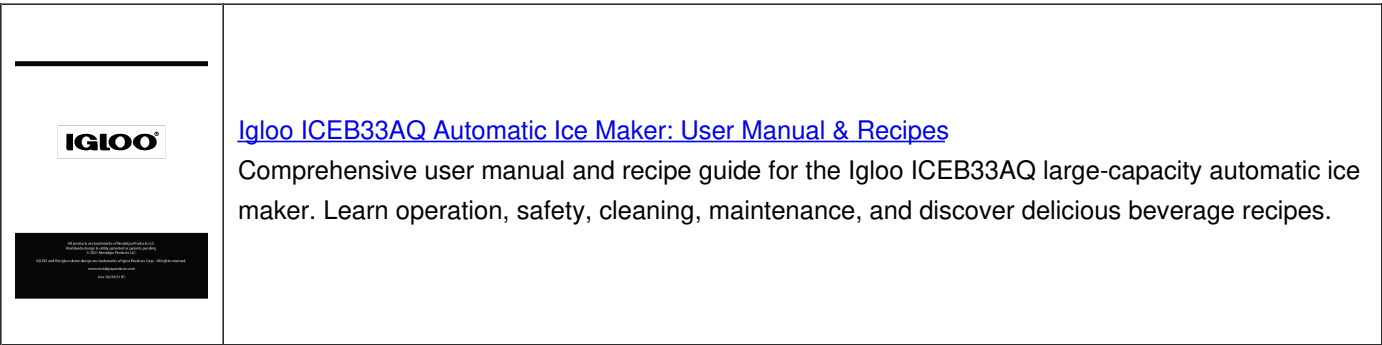
This Igloo ICEB26WH Ice Maker comes with a manufacturer's warranty. Please refer to the warranty card included with your purchase for specific terms and conditions, including coverage duration and limitations. For technical support, troubleshooting assistance beyond this manual, or warranty claims, please contact the retailer where the product was purchased or the manufacturer directly. Contact information can typically be




found on the product packaging or the manufacturer's official website.

Related Documents - ICEB26WH

	<p><a href="#">Igloo ICEB26WH Automatic Ice Maker: Instructions and Recipes</a></p> <p>Comprehensive guide for the Igloo ICEB26WH Automatic Ice Maker, covering safety, operation, parts, maintenance, troubleshooting, and recipes. Includes product specifications and warranty information.</p>
	<p><a href="#">Igloo ICEB26AQ Automatic Ice Maker: User Manual, Safety, Operation, and Recipes</a></p> <p>Comprehensive user manual for the Igloo ICEB26AQ Automatic Ice Maker. Includes safety instructions, operating procedures, cleaning and maintenance tips, troubleshooting, and beverage recipes.</p>
	<p><a href="#">Igloo ICEB26SS Automatic Stainless Steel Ice Maker: User Manual and Recipes</a></p> <p>Comprehensive user manual and recipe guide for the Igloo ICEB26SS Automatic Stainless Steel Ice Maker, covering operation, maintenance, safety, and beverage recipes.</p>
	<p><a href="#">Igloo ICEB26BK Automatic Ice Maker: Instructions, Recipes, and Warranty</a></p> <p>Comprehensive guide for the Igloo ICEB26BK Automatic Ice Maker, including setup, operation, maintenance, troubleshooting tips, recipes, and warranty information.</p>
	<p><a href="#">Igloo ICEB26AQ Automatic Ice Maker: User Manual and Recipes</a></p> <p>Comprehensive user manual and recipe guide for the Igloo ICEB26AQ Automatic Ice Maker, covering safety, operation, maintenance, troubleshooting, and beverage recipes.</p>



Documents - Igloo – ICEB26WH



[Igloo ICEB26WH Automatic Ice Maker: Instructions and Recipes](#)


Comprehensive guide for the Igloo ICEB26WH Automatic Ice Maker, covering safety, operation, parts, maintenance, troubleshooting, and recipes. Includes product specifications and warranty information.

lang:en score:57 filesize: 582.83 K page\_count: 31 document date: 2019-04-04

[\[pdf\] Instructions Warranty Catalog](#)

IGLOO 26 Pound Portable Ice Maker White ICEB26WH The Home DepotRETURNS WARRANTYwarrantyAll warranty claims must be brought to the attention of Company within period and no later than 30 days failure perform This d51c7aeb b1d0 4366 8f8f 7ff8a150283fd51c7aeb 7ff8a150283fimages thdstatic catalog Images d5 d51c7aeb 7ff8a150283f WARRANTYAll This IGLOO 3 or 5 Gal Water Cooler in Black with Hot Cold Room Temperature Functions IWCBL353CRHBKS Depotd51c7aeb 7ff8a150283f31a7cd6c aa05 4e14 8d71 f80f7760b05bimages 31 31a7cd6c f80f7760b05b DepotNostalgia Igloo lb IBICEWLTH26BK f80f7760b05bc45160e6 007e 4794 884d a80fafd53b15images c4 c45160e6 a80fafd53b15 ||| ENGLISH RETURNS WARRANTY SHOULD YOUR UNIT NOT WORK OR IF DAMAGED WHEN YOU FIRST TAKE IT OUT OF THE BOX, PLEASE RETURN IT TO THE PLACE OF PURCHASE IMMEDIATELY. AUTOMATIC ICE MAKER / ICEB26WH Should you have any questions, please contact us via email or at the customer service number listed below b...

lang:en score:21 filesize: 43.85 K page\_count: 1 document date: 2018-07-16



[pdf] Instructions

All products are trademarks of Nostalgia Products LLC You now the proud owner AUTOMATIC ICE MAKER from Igloo®! This stylish and portable ice maker allows you to make accessible virtually anywhere With its intuitive easy use design 39 ll be making cubes soon after plug in 91YHiG3lemL images na ssl amazon l

All products are trademarks of Nostalgia Products LLC. Worldwide design utility patented or patents pending. 2018 Nostalgia Products LLC. IGLOO and the Igloo dome design are trademarks of Igloo Products Corp. All rights reserved. www.nostalgia products.com rev. 04/13/18 WL **ICEB26WH** Automatic... lang:en score:19 filesize: 760.64 K page\_count: 31 document date: 2018-04-13



[pdf] Instructions Warranty Catalog

Countertop Room Temperature Cold and Hot Top Loading Water Dispenser in White Warranty IGLOO IWCTT353CRHWH 082677205056 0082677205056 1007444039 e0a25395 7c31 4582 b339 83a55bce430d images thdstatic catalog Images e0 |||

ENGLISH RETURNS WARRANTY SHOULD YOUR UNIT NOT WORK OR IF DAMAGED WHEN YOU FIRST TAKE IT OUT OF THE BOX, PLEASE RETURN IT TO THE PLACE OF PURCHASE IMMEDIATELY. AUTOMATIC ICE MAKER / **ICEB26WH** Should you have any questions, please contact us via email or at the customer service number listed below b...

lang:en score:16 filesize: 43.85 K page\_count: 1 document date: 2018-07-16



All products are trademarks of Nostalgia Products LLC.  
Worldwide design & utility patented or patents pending.  
© 2018 Nostalgia Products LLC.  
IGLOO and the Igloo dome design are trademarks of Igloo Products Corp. All rights reserved.  
www.nostalgia-products.com  
Rev. 04/13/18 WL

## [\[pdf\]](#) Owner's Manual Instructions

Owner Manual Igloo 26 Pound Automatic Portable Countertop Ice Maker Machine White Reviews

Wayfair806 1888641 iglceb26wh assets wfc dn dm document 3cfa7575 73b9 40eb 9dc0 4572082469da

806 iglceb26wh |||

All products are trademarks of Nostalgia Products LLC. Worldwide design utility patented or patents pending. 2018 Nostalgia Products LLC. IGLOO and the Igloo dome design are trademarks of Igloo Products Corp. All rights reserved.

www.nostalgia-products.com rev. 04/13/18 WL **ICEB26WH** Automat...

lang:en score:15 filesize: 760.64 K page\_count: 31 document date: 2018-04-13



## Listing Construction Data Report (CDR)

1.2 Reference and Address		
Report Number	000000000001	Original Issue: 19 Oct 2018   Revised: 13 Apr 2022
Standard(s)	Ice Makers IUL 903-2009 Ed.5-A-200May2021 Refrigeration Equipment (R290)/Particular superseding: (CSA C22.5M 05.010 Ed.4)	
Applicant	Zhongshan Donlim Weili Electrical Appliances Co., Ltd	Manufacturer Zhongshan Donlim Weili Electrical Appliances Co., Ltd
Address	Fusha Industrial Park, Fusha Town, Zhongshan City, Guangdong Province	Address Fusha Industrial Park, Fusha Town, Zhongshan City, Guangdong Province
Country	China	Country China
Contact	Mr. Yang Jiahui	Contact Mr. Yang Jiahui
Phone	86-750-2202112	Phone 86-750-2202112
Fax	86-750-2202112	Fax 86-750-2202112
E-mail	yangjiahui@donlim.com.cn	E-mail yangjiahui@donlim.com.cn

## [Zhongshan Donlim Weili Electrical Appliances Co., Ltd Ice Maker Report](#)

This report details the specifications and models of ice makers manufactured by Zhongshan Donlim Weili Electrical Appliances Co., Ltd, including brands like SPT, SUNPENTOWN, and TaoTronics. It covers various models such as ICM-1201A, ICM-2001, and ICM-1507, outlining their electrical ratings, refrigerant types, and pressure specifications.

lang:en score:10 filesize: 6.24 M page\_count: 110 document date: 2022-04-18