

Manuals+

[Q & A](#) | [Deep Search](#) | [Upload](#)

manuals.plus /

› [EWA](#) /

› [EWA Portable Wireless Mini Speaker A103 User Manual](#)

EWA A103

EWA Portable Wireless Mini Speaker A103

User Manual

PRODUCT OVERVIEW

The EWA A103 Portable Wireless Mini Speaker is designed for powerful sound in a compact form factor. Featuring enhanced impactful bass and a minimalist design, it is ideal for various uses including sports, travel, and home entertainment. Its small size and included carrying case make it highly portable.



Image: The EWA A103 mini speaker shown alongside its protective carrying case with a carabiner clip, highlighting its portability.

Key Features:

- **Heavy Bass:** Despite its mini size, the speaker delivers loud and clear sound with powerful bass from its driver and subwoofer.
- **Portable Design:** With dimensions of $\Phi 48 \times 38.5$ mm and a weight of 160g (under 7 ounces), it is easy to carry. Includes a circle buckle and a carrying case for convenient transport and protection.
- **Extended Playtime:** Equipped with a 500mAh lithium battery, providing at least 4 hours of playtime, and up to 6 hours at 50% volume. A 30-minute charge with a 1A charger provides up to 2 hours of use.
- **Adhesive Base:** Features an adhesive base allowing it to be fixed on any clean, flat surface, such as a desk or an auto instrument panel, for stable audio playback.

- **Wide Compatibility:** Easily connects via Bluetooth to various smartphones including iPhone, Huawei, Samsung, OPPO, One Plus, and others, offering superior sound quality compared to phone speakers.

SETUP

1. Charging the Speaker

Before first use, fully charge the speaker. Connect the speaker to a USB power source (e.g., computer USB port or wall adapter) using the provided charging cable. The charging indicator light will show the charging status.



Image: The underside of the EWA A103 speaker, revealing the charging port and product information label.

2. Powering On/Off

To power on the speaker, press and hold the power button located on the side of the unit until you hear an audible prompt or see the indicator light illuminate. To power off, press and hold the power button again.



Image: A close-up view of the EWA A103 speaker, showing its front grille with the EWA logo and the small power button on its side.

3. Bluetooth Pairing

1. Ensure the speaker is powered on and in pairing mode (indicated by a blinking blue light).
2. On your smartphone or Bluetooth-enabled device, go to the Bluetooth settings.
3. Search for available devices and select "EWA A103" (or similar name) from the list.
4. Once connected, the indicator light will become solid blue, and you will hear a confirmation sound.



Image: The EWA A103 speaker positioned next to a smartphone, illustrating its wireless connectivity for music playback.

OPERATING INSTRUCTIONS

Playing Audio

After successful Bluetooth pairing, you can play audio from your connected device. The speaker will wirelessly stream the sound. Control playback (play/pause, skip tracks) and volume directly from your connected smartphone or device.

Using the Adhesive Base

The EWA A103 features an adhesive base for stable placement. Simply remove the protective film from the base and press the speaker firmly onto any clean, flat surface. This allows for enhanced sound resonance and prevents the speaker from moving during use.



Image: The EWA A103 speaker placed on a wooden surface, demonstrating its compact size and stable positioning, possibly utilizing its adhesive base.

MAINTENANCE

- **Cleaning:** Use a soft, dry cloth to clean the speaker’s exterior. Do not use abrasive cleaners or solvents.
- **Storage:** Store the speaker in a cool, dry place when not in use. Utilize the provided carrying case for protection during transport or storage.
- **Battery Care:** To prolong battery life, avoid fully discharging the battery frequently. Charge the speaker regularly, even if not in constant use.

TROUBLESHOOTING

Problem	Possible Cause	Solution
No sound from speaker.	Speaker is off, low battery, not paired, or volume is too low.	Ensure speaker is on and charged. Re-pair with device. Increase volume on both speaker and connected device.
Cannot pair with device.	Speaker not in pairing mode, device Bluetooth off, or too far apart.	Ensure speaker is in pairing mode (blinking blue light). Turn Bluetooth on/off on your device. Move devices closer.
Short battery life.	Battery not fully charged, or high volume usage.	Fully charge the speaker. Reduce volume for longer playtime.

SPECIFICATIONS

Feature	Detail
---------	--------







Feature	Detail
Brand	EWA
Model	A103
Product Color	Silver
RMS	3W
Size	Φ48x38.5mm
Weight	160g
Driver Size	40mm
SNR	S/N≥85DB
Battery	500mAh
Playing Time	Up to 6 Hours (at 50% volume)
Frequency	100HZ-18KHZ
Bluetooth Frequency	2.4-2.8GHZ
Connectivity Technology	Bluetooth
Audio Output Mode	Stereo

What's in the Box:

- EWA A103 Mini Speaker
- Carrying Case
- USB Charging Cable (standard accessory, implied)
- User Manual (this document)

WARRANTY AND SUPPORT

EWA products are manufactured to high quality standards. For specific warranty information, please refer to the warranty card included with your purchase or visit the official EWA website. For technical support or customer service inquiries, please contact EWA customer support through their official channels. For further assistance, please visit the [EWA Store on Amazon](#).

	<p>EWA A119 Mini Bluetooth Speaker User Manual</p> <p>User manual for the EWA A119 Mini Bluetooth Speaker, covering setup, TWS pairing, indicator status, specifications, important notices, and warranty information.</p>
	<p>EWA A17 Mini Karaoke Machine User Manual</p> <p>User manual for the EWA A17 Mini Karaoke Machine, detailing packaging contents, button interfaces, connection instructions, LED indicator guide, specifications, troubleshooting, notices, and FCC compliance.</p>
	<p>EWA A106Pro Wireless Speaker User Manual</p> <p>User manual for the EWA A106Pro wireless speaker, covering setup, connection, charging, commands, LED indicator guide, reset button, specifications, and important care instructions.</p>
	<p>EWA L102 Wireless Speaker User Manual</p> <p>Comprehensive user manual for the EWA L102 Wireless Speaker, covering packaging, button functions, connection, specifications, and important notices.</p>
	<p>EWA A106Max Portable Bluetooth Speaker User Manual & Quick Start Guide</p> <p>Comprehensive user manual for the EWA A106Max portable Bluetooth speaker. Learn about packaging, setup, button functions, Bluetooth connection, specifications, indicator lights, important notices, and warranty information from J.Y.M. Electronics Co., Ltd.</p>
	<p>EWA A119X Wireless Speaker User Manual</p> <p>User manual for the EWA A119X Wireless Speaker, covering packaging, quick start guide, TWS pairing, connection, specifications, indicator status, important notices, warranty information, manufacturer details, and FCC compliance. Includes detailed textual descriptions of diagrams and icons.</p>