

VTech 163675

VTech KidiSecrets Selfie Music User Manual

Model: 163675 | Brand: VTech

INTRODUCTION

The VTech KidiSecrets Selfie Music is a 7-in-1 electronic diary designed for children aged 6 to 12 years. It features facial recognition technology, an integrated camera for photos and videos, educational games, and an MP3 player. This device allows children to keep their secrets safe, express their creativity, and engage with interactive activities.

Key features include a color screen, dual lenses for selfies and group photos, a real keyboard for writing, and internal memory for storing photos and videos. It also includes functions like a clock, alarm, and volume/contrast adjustment.

SETUP

Battery Installation

The KidiSecrets Selfie Music requires 4 LR6 (AA) batteries, which are included. To install or replace batteries:

1. Locate the battery compartment on the back of the device.
2. Use a screwdriver to open the battery compartment cover.
3. Insert 4 new LR6 (AA) batteries, ensuring correct polarity (+/-).
4. Replace the cover and tighten the screw.

Note: Always use new batteries of the same type. Do not mix old and new batteries or different types of batteries.

Initial Power On and Setup

Upon first power-on, the device will guide you through initial setup, including language selection and setting up facial recognition or a 4-digit secret code for access.

- Press the Power button to turn on the device.
- Follow the on-screen prompts to select the language (French is the default language for this product).
- Set up facial recognition: Position your face within the frame on the screen. The device will scan and register your face.
- Alternatively, you can disable facial recognition and set a 4-digit secret code for access.

Accessing the Diary

The KidiSecrets Selfie Music opens only if it recognizes its owner's face or if the correct 4-digit secret code is entered.



Déverrouillage par reconnaissance faciale

Image: The KidiSecrets Selfie Music device, highlighting its facial recognition unlock capability.

Diary Functions

- **Writing Secrets:** Use the real keyboard to write entries. The diary supports over 750 pages. You can decorate entries with backgrounds, icons, and emoticons.
- **Voice Memo:** Record voice messages to add to your diary entries.
- **Photo Integration:** Add photos taken with the built-in camera to your diary entries.

Camera and Video

The device features a color screen and dual lenses, allowing you to take photos and videos with friends or selfies.



**Appareil photo intégré :
photos, selfies et vidéos**

Image: A young girl holding the KidiSecrets Selfie Music, demonstrating its use for taking photos and selfies.

- **Taking Photos/Videos:** Use the dual lenses to capture moments.
- **Editing:** Add frames and fun effects to your photos and videos for unique results.
- **Storage:** The internal memory can store over 1000 photos or 100 videos. An SD card slot is available for expanded storage (micro SD card not included).

Music Player

The KidiSecrets Selfie Music includes a music player with 4 pre-loaded songs. You can add your favorite music via a micro SD card (not included).



Contient plus de 16 activités
et jeux

Image: The KidiSecrets Selfie Music opened, revealing the keyboard and screen, illustrating its ability to transform into a music speaker.

- **Playing Music:** Use the media controls to play, pause, skip, and adjust volume.
- **Adding Music:** Transfer MP3 files to a micro SD card and insert it into the device.

Activities and Games

The device offers 6 main activities and 10 mini-games covering themes like fashion, logic, math, and music.



Disponible en 2 coloris

Image: The KidiSecrets Selfie Music opened, displaying the keyboard and screen, with text indicating it includes over 16 activities and games.

- **Virtual Pet:** Interact with a virtual pet that recognizes its owner's face.
- **Photo Editing & Styling Activities:** Engage in creative activities related to photos and styling.
- **Friend Information:** Store friends' addresses, birthdays, and other details.
- **Mini-Games:** Play various educational and entertaining games.

Additional Functions

- **Clock and Alarm:** Use the built-in clock and set alarms.
- **Volume and Contrast Adjustment:** Adjust sound volume and screen contrast for optimal viewing.

MAINTENANCE

Cleaning

To clean the device, wipe it with a slightly damp cloth. Do not use harsh chemicals or abrasive cleaners. Ensure the device is powered off before cleaning.

Storage

When not in use for extended periods, remove the batteries to prevent leakage. Store the device in a cool, dry place away from direct sunlight and extreme temperatures.

TROUBLESHOOTING

- **Device does not turn on:**
 - Check if batteries are correctly installed with proper polarity.
 - Replace with new LR6 (AA) batteries.
- **Facial recognition not working:**
 - Ensure adequate lighting.
 - Make sure your face is clearly visible within the camera frame.
 - Try resetting the facial recognition in the settings menu.
 - Consider using the 4-digit secret code as an alternative.
- **Screen is dim or unclear:**
 - Adjust the screen contrast in the settings.
 - Check battery level.
- **Sound issues:**
 - Adjust the volume level.
 - Ensure the device is not muted.
- **Cannot save photos/videos or add music:**
 - Check available internal memory.
 - If using an SD card, ensure it is correctly inserted and formatted (if necessary).
 - Verify the SD card is not full or corrupted.

SPECIFICATIONS

Feature	Detail
Product Dimensions (L x W x H)	17.2 x 2.8 x 14.2 cm; 590 grams
Recommended Age	6 - 12 years
Language	French
Manufacturer Reference	163675
Batteries Required	Yes
Batteries Included	Yes (4 x LR6)
Main Material	Plastic
Color	Black





Feature	Detail
Internal Memory	Stores over 1000 photos or 100 videos
Expandable Memory	Micro SD card slot (card not included)
Pages for Diary	Over 750 virtual pages



WARRANTY AND SUPPORT

For warranty information and customer support, please refer to the documentation included in the product packaging or visit the official VTech website. Keep your proof of purchase for warranty claims.

Safety Warning: This product is suitable for children aged 6 to 12 years. Not suitable for children under 36 months due to small parts that may present a choking hazard.

Related Documents - 163675

	<p>VTech Secret Safe Diary Colour Parent's Guide</p> <p>Comprehensive parent's guide for the VTech Secret Safe Diary Colour, detailing product features, activities, setup, battery information, troubleshooting, and connecting to a computer. Learn how to use all the functions of this electronic diary toy for children.</p>
	<p>VTech Secret Safe Voice Note Diary Instruction Manual</p> <p>A comprehensive guide for the VTech Secret Safe Voice Note Diary, covering setup, features, activities, troubleshooting, care, and warranty information.</p>
	<p>VTech Secret Safe Voice Note Diary Instruction Manual</p> <p>Instruction manual for the VTech Secret Safe Voice Note Diary, detailing setup, features, activities, games, settings, troubleshooting, care, and warranty information.</p>
	<p>VTech Secret Safe Diary Light Show Parent's Guide</p> <p>A comprehensive parent's guide for the VTech Secret Safe Diary Light Show, covering setup, features, activities, troubleshooting, and care instructions.</p>

 The image shows the cover of the 'vtech User's Manual' for the 'Brilliant Creations Beginner Laptop™'. The cover features a photograph of the laptop toy, which is white with a small screen and a keyboard. The text on the cover includes the 'vtech' logo, 'User's Manual', and the product name 'Brilliant Creations Beginner Laptop™'.	<p>VTech Brilliant Creations Beginner Laptop User Manual</p> <p>User manual for the VTech Brilliant Creations Beginner Laptop, detailing its features, setup, operation, activities, care, and troubleshooting. This educational toy is designed for children to learn letters, phonics, math, science, and more.</p>
 The image shows the cover of the 'vtech Instruction Manual' for the 'Kidi Secrets Doodle Pad'. The cover features a photograph of the doodle pad, which is a small, rectangular device with a screen and various buttons. The text on the cover includes the 'vtech' logo, 'Instruction Manual', and the product name 'Kidi Secrets Doodle Pad'.	<p>VTech Kidi Secrets Doodle Pad Instruction Manual</p> <p>Official instruction manual for the VTech Kidi Secrets Doodle Pad (Model 5324). Learn how to set up, use features, care for, and troubleshoot your Kidi Secrets Doodle Pad. Includes details on buttons, activities, battery information, and FCC compliance.</p>