

Timex TW4B14200

Timex Men's Expedition Scout 40mm Watch Instruction Manual

Model: TW4B14200 | Brand: Timex

INTRODUCTION

This manual provides detailed instructions for the setup, operation, and maintenance of your Timex Men's Expedition Scout 40mm Watch. Please read this guide thoroughly to ensure proper use and longevity of your timepiece.



Image: Front view of the Timex Men's Expedition Scout 40mm Watch with a black dial and black nylon strap with leather trim.

SETUP

Setting Time and Date

1. **Pull the Crown:** Gently pull the crown (the small knob on the side of the watch case) out to the first or second position.
 - **First Position (Date Setting):** If your watch has a date window, pulling the crown to the first position typically allows you to adjust the date by rotating the crown. Rotate until the correct date is displayed.
 - **Second Position (Time Setting):** Pulling the crown to the second position (further out) will stop the second hand

and allow you to adjust the hour and minute hands. Rotate the crown to set the correct time.

2. **Synchronize Time:** For precise time setting, coordinate with a reliable time source.
3. **Push the Crown In:** Once the time and date are set, push the crown back into its original position against the watch case. This will restart the watch movement.

Your browser does not support the video tag.

Video: An overview of the Timex Expedition Scout watch, showcasing its features including the date window and overall design. This video is provided by Timex Corporation.

OPERATING INSTRUCTIONS

Indiglo Night-Light

Your Timex Expedition Scout watch features the Indiglo night-light, which illuminates the watch dial for easy reading in low-light conditions.

- **Activation:** Press and hold the crown (the same knob used for setting time) to activate the Indiglo night-light. The dial will illuminate.
- **Deactivation:** Release the crown to turn off the Indiglo night-light.

Your browser does not support the video tag.

Video: Demonstrates the Indiglo night-light feature of the Timex Men's Expedition Scout 40mm Watch. This video is provided by Amazon Product Imaging.

MAINTENANCE

Water Resistance

The Timex Expedition Scout watch is water resistant to 50 meters (165 feet). This means it is suitable for short periods of recreational swimming. It is **not** suitable for diving or snorkeling.

- Ensure the crown is fully pushed in before any water exposure.
- Avoid operating the crown or pushers while the watch is wet or submerged.
- After exposure to saltwater, rinse the watch with fresh water and dry thoroughly.

General Care

- Clean the watch case and strap regularly with a soft, damp cloth.
- Avoid exposure to extreme temperatures, direct sunlight for prolonged periods, and strong magnetic fields.
- Replace the battery as needed. The watch uses 1 Lithium Metal battery.

TROUBLESHOOTING

- **Watch not running:** Check if the crown is fully pushed in. If the watch still does not run, the battery may need replacement.
- **Time inaccuracy:** If the watch is consistently fast or slow, it may require adjustment or servicing by a qualified watch technician.
- **Indiglo not working:** Ensure the crown is pressed firmly. If it still doesn't illuminate, the battery may be low or depleted.

SPECIFICATIONS

Feature	Detail
Model Number	TW4B14200
Case Diameter	40mm
Case Material	Brass
Crystal Material	Mineral Glass
Strap Material	Nylon with Genuine Leather Trim
Water Resistance	50 meters (165 feet)
Movement	Quartz
Battery Type	1 Lithium Metal battery (included)
Features	Indiglo Night-Light, Date Window, Full Arabic Numerals, Luminous Hands



WARRANTY AND SUPPORT





Timex watches are covered by a manufacturer's warranty. For specific warranty details, service, or support, please refer to the warranty card included with your purchase or visit the official Timex website. You may also consider purchasing extended protection plans for additional coverage.

For further assistance, please contact Timex customer service directly.

[Visit the Timex Store on Amazon](#)

Related Documents - TW4B14200

	<p>Timex W-225 Watch User Manual and Features Guide</p> <p>Comprehensive user guide for the Timex W-225 watch, detailing its compass, tide, thermometer functions, operation, maintenance, and safety information. Includes setup instructions and warranty details.</p>
	<p>Руководство по эксплуатации часов Timex</p> <p>Подробное руководство по эксплуатации часов Timex, охватывающее настройку времени, использование хронографа, водонепроницаемость, регулировку браслета и функции подсветки INDIGLO® для различных механизмов Timex.</p>

	<p>Timex Analog Watch User Manual - Features, Settings, and Care</p> <p>Comprehensive user guide for Timex Analog watches, covering setup, features like INDIGLO® Night-Light, water resistance, alarms, perpetual calendar, and maintenance. Available in multiple languages.</p>
	<p>Timex Expedition North Slack Tide User Guide - Setup and Operation</p> <p>Official user guide for the Timex Expedition North Slack Tide watch, covering setup, time and date setting, tide cycle hand adjustment, water resistance, safety precautions, and warranty information.</p>
	<p>Timex Expedition Digital Watch User Manual</p> <p>Comprehensive user manual for the Timex Expedition Digital watch, covering functions, basic operations, time and date settings, alarm, timer, chronograph, INDIGLO night-light, water resistance, and battery information.</p>
	<p>TIMEX W24 Expedition North Tide-Temp-Compass Watch User Guide</p> <p>Comprehensive guide to the TIMEX W24 Expedition North watch, detailing its Tide-Temp-Compass features, water resistancy, usage, and care instructions.</p>