

Manuals+

[Q & A](#) | [Deep Search](#) | [Upload](#)

manuals.plus /

- › [Subzero](#) /
- › [Subzero Lock De-Icer & Lubricant User Manual](#)

Subzero 22-5-00500-SZ

Subzero Lock De-Icer & Lubricant User Manual

Model: 22-5-00500-SZ

PRODUCT OVERVIEW

The Subzero Lock De-Icer & Lubricant is a specialized solution designed to address frozen lock mechanisms and provide ongoing lubrication. This product is essential for maintaining the functionality of locks in cold weather conditions, ensuring smooth operation and preventing ice buildup.

It effectively thaws ice within lock cylinders and simultaneously lubricates internal components to reduce friction and inhibit future freezing.





Figure 1: Subzero Lock De-Icer and Lubricant product packaging. This image displays the Subzero Lock De-Icer and Lubricant in its retail packaging. The product is a small blue bottle with a red nozzle, designed to thaw frozen locks and lubricate lock cylinders. The packaging highlights key features in English and French.

IMPORTANT SAFETY INFORMATION

WARNING: FLAMMABLE. CONTENTS UNDER PRESSURE. IRRITANT.

WARNING: This product contains chemicals known to the State of California to cause cancer and birth defects or other reproductive harm. For more information, visit www.P65Warnings.ca.gov.

KEEP OUT OF REACH OF CHILDREN.

- Do not puncture or incinerate container.
- Do not expose to heat or store at temperatures above 120°F (49°C).
- Use in a well-ventilated area.
- Avoid contact with eyes and skin. In case of contact, rinse thoroughly with water. If irritation persists, seek medical attention.
- Do not ingest. If swallowed, do not induce vomiting. Call a Poison Control Center or doctor immediately.

SETUP

1. **Preparation:** Ensure the lock mechanism is clear of any debris or obstructions before application.
2. **Shake Well:** Shake the bottle thoroughly before each use to ensure proper mixing of the de-icing and lubricating agents.
3. **Remove Cap:** Carefully remove the protective cap from the nozzle.

OPERATING INSTRUCTIONS

1. **Insert Nozzle:** Gently insert the tip of the nozzle into the keyhole or lock cylinder opening.
2. **Apply Product:** Press down firmly on the top of the bottle to release a small amount of the de-icer and lubricant into the lock mechanism.
3. **Allow Time:** Allow a few moments for the product to penetrate and dissolve any ice. You may hear a slight fizzing sound as the ice melts.
4. **Test Lock:** After a short wait, attempt to insert the key and turn the lock. If the lock remains stiff or frozen, reapply a small amount of the product.
5. **Lubrication:** The product also acts as a lubricant, helping to ensure smooth operation of the lock after de-icing.

MAINTENANCE

Regular application of Subzero Lock De-Icer & Lubricant can help prevent locks from freezing in cold conditions. Apply periodically to external locks, especially before anticipated cold snaps, to keep them operating smoothly.

- Store the product in a cool, dry place away from direct sunlight and heat sources.
- Ensure the cap is securely replaced after each use to prevent evaporation and contamination.

TROUBLESHOOTING

Problem	Possible Cause	Solution
Lock remains frozen after application.	Insufficient product applied or severe ice buildup.	Reapply a small amount of de-icer and allow more time for it to work. Ensure the nozzle is fully inserted.
Product does not dispense.	Nozzle blockage or empty container.	Check the nozzle for any obstructions and clear if necessary. Ensure the bottle contains liquid.
Lock is stiff after de-icing.	Residual ice or lack of lubrication.	Apply another small amount to enhance lubrication. Work the key gently to distribute the lubricant.

SPECIFICATIONS

Brand: Subzero
Model: 22-5-00500-SZ
Product Name: Lock De-Icer & Lubricant
Volume: 18.5 mL (0.62 fl oz)
Manufacturer: Hopkins Mfg
Product Dimensions: 12.4 x 7.3 x 7 inches
Item Weight: 0.01 ounces
Recommended Uses: Vehicle, Door

ASIN: B07FLKVW91
UPC: 0079976005005

SUPPORT INFORMATION






For technical assistance or product inquiries, please contact the manufacturer:




Manufacturer: Hopkins Manufacturing Corporation
Address: 428 Peyton, Emporia, KS 66801-1157, USA
Phone: (620) 342-7320
Website: www.HopkinsMfg.com

Please have your product model number (22-5-00500-SZ) and purchase details ready when contacting support.

© 2025 Subzero. All rights reserved.

Related Documents - 22-5-00500-SZ

 	<p>SubZero SZ-PPA2 Pro Phono Preamplifier User Manual</p> <p>User manual for the SubZero SZ-PPA2 Pro Phono Preamplifier, detailing its features, operation, and specifications. Learn how to connect and use the device for optimal audio performance.</p>
 	<p>SubZero BASE-2 Home Recording Bundle User Manual</p> <p>User manual for the SubZero BASE-2 Home Recording Bundle, featuring the SZ-AI2 audio interface, SZC-300 microphone, and SZ-MH200 headphones. Learn about setup, features, and specifications.</p>
	<p>SubZero BASE1 Audio Interface Pack User Manual</p> <p>Comprehensive user manual for the SubZero BASE1 Audio Interface Pack, covering setup, functions, features, and technical specifications of the audio interface (SZ-AI1), condenser microphone (SZC-1), and monitoring headphones (SZ-MH1). Includes safety information and contact details.</p>

 <p>SubZero</p> <p>NOISE CANCELLING HEADPHONES</p> <p>NH300BT</p> <p>USER MANUAL</p>	<p>SubZero NH300BT Noise Cancelling Headphones User Manual</p> <p>Comprehensive user manual for the SubZero NH300BT Bluetooth Noise Cancelling Headphones, covering features, functions, charging, application, and specifications.</p>
 <p>SubZero</p> <p>MODULAR COLUMN PA SPEAKER</p> <p>SZ-HICAST-M1</p> <p>USER MANUAL</p>	<p>SubZero SZ-HICAST-M1 Modular Column PA Speaker User Manual</p> <p>This user manual provides comprehensive instructions for the SubZero SZ-HICAST-M1 Modular Column PA System, covering its features, master and slave functions, True Wireless Stereo setup, speaker configurations, digital signal processing presets, and detailed specifications.</p>
 <p>SubZero</p> <p>SUBZERO MINICONTROL MIDI CONTROLLER</p> <p>SZ-MINICONTROL</p> <p>USER MANUAL</p>	<p>SubZero MINICONTROL MIDI Controller User Manual</p> <p>User manual for the SubZero MINICONTROL MIDI Controller, detailing its features, functions, and specifications. Learn how to connect and operate this versatile MIDI controller for your DAW, MIDI devices, or DJ gear.</p>

Documents - Subzero – 22-5-00500-SZ

no relevant documents