

Amazon Fire 7 (2019 release)

Amazon Fire 7 Tablet (2019 Release) User Manual

Model: Fire 7 (2019 release)

INTRODUCTION

This manual provides comprehensive instructions for the Amazon Fire 7 Tablet (2019 Release). It covers device setup, operational procedures, maintenance guidelines, troubleshooting tips, and detailed product specifications. Please read this manual thoroughly to ensure proper use and care of your device.



Image: Front and back view of the Amazon Fire 7 Tablet (2019 Release), showcasing its design and the Amazon logo on the rear.

WHAT'S IN THE BOX

Upon unboxing your Amazon Fire 7 Tablet, verify that the following items are included:

- Fire 7 tablet
- USB 2.0 cable (micro-B connector)
- 5W power adapter
- Quick Start Guide

SETUP

1. Charging Your Tablet

Before initial use, fully charge your Fire 7 tablet. Connect the included USB 2.0 cable to the tablet's micro-B port and the 5W power adapter. Plug the adapter into a wall outlet. A full charge typically takes approximately 4 hours.

2. Powering On/Off

- **To Power On:** Press and hold the power button located on the side of the tablet until the Amazon logo appears.
- **To Power Off:** Press and hold the power button, then select "Power Off" from the on-screen options.

3. Initial Setup and Wi-Fi Connection

Follow the on-screen prompts to complete the initial setup. This includes selecting your language, connecting to a Wi-Fi network, and registering your device with an Amazon account. The tablet supports dual-band 802.11a/b/g/n Wi-Fi networks.

4. Inserting a microSD Card

To expand storage, insert a microSD card into the designated slot. The Fire 7 tablet supports up to 512 GB of additional storage. Some applications may require installation on internal storage.

OPERATING YOUR FIRE 7 TABLET

Basic Navigation

The Fire 7 tablet features a 7-inch IPS touchscreen display. Navigate by tapping, swiping, and pinching gestures. The home screen provides access to your apps, content, and settings.




Image: Several Amazon Fire 7 Tablets in different colors, showcasing their home screens filled with various application icons like Netflix, Spotify, and Zoom.

Using Alexa

Your Fire 7 tablet includes hands-free Alexa. To activate, simply say "Alexa" followed by your command. You can also toggle Alexa on or off in the device settings.




Image: An Amazon Fire 7 Tablet playing music, with a speech bubble at the bottom indicating an Alexa voice command: "Alexa, play Shawn Mendes."

Applications and Content

Access and download applications from the Amazon Appstore. The tablet supports popular apps for streaming, social media, and productivity. Note that Google Play is not supported.

- **Email and Productivity:** Check email, make video calls, update shopping lists, and set reminders. Use apps like Zoom, Outlook, and OneNote.
- **Entertainment:** Enjoy apps like Netflix, Facebook, Hulu, Instagram, TikTok, and more.
- **Reading:** Utilize the tablet for reading e-books.

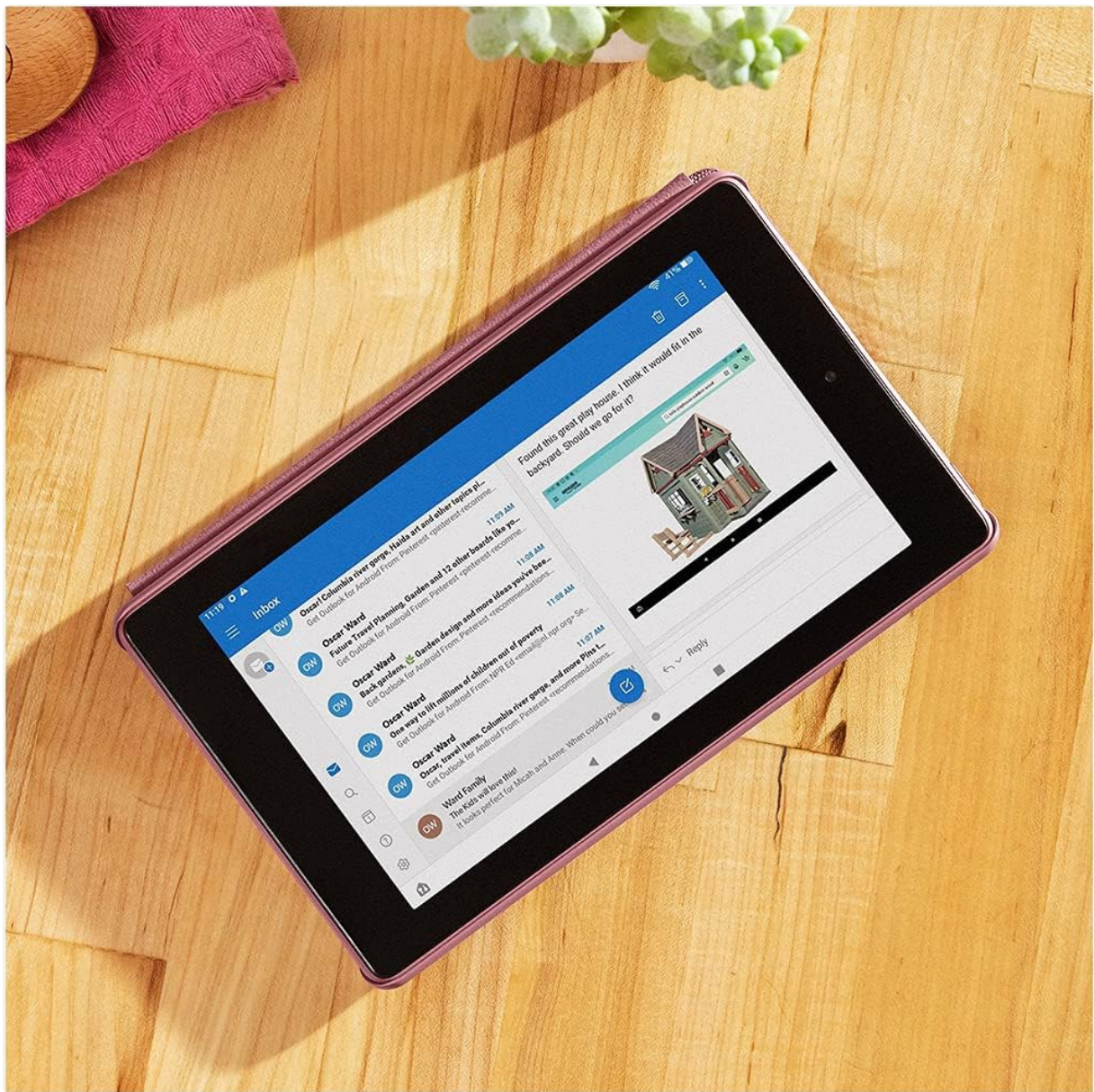


Image: An Amazon Fire 7 Tablet displaying an email inbox, showing several unread messages.




Image: A person holding an Amazon Fire 7 Tablet, reading an e-book titled "Where the Crawdads Sing."

Camera Functionality

The Fire 7 tablet is equipped with 2 MP front and rear-facing cameras, capable of 720p HD video recording.

Audio

The device includes an integrated speaker and a 3.5 mm stereo jack for headphones. Bluetooth is built-in, supporting A2DP compatible stereo headphones, speakers, microphones, and LE accessories.

Accessibility Features

The Fire 7 tablet offers various accessibility options:

- **VoiceView screen reader:** Provides text-to-speech or refreshable braille display access for visually impaired users.
- **Screen magnifier:** Allows zooming in and out, and panning around the screen.
- **Settings:** Includes options for Closed Captioning, Font Size, High Contrast Text, Color Inversion, Color Correction, and Convert Stereo to Mono audio.

MAINTENANCE

Battery Life Optimization

The tablet offers up to 7 hours of use for reading, web browsing, video watching, and music listening. Battery life varies based on device settings, usage patterns, and other factors. To optimize battery performance:

- Adjust screen brightness.
- Close unused applications.
- Disable Wi-Fi or Bluetooth when not in use.

Storage Management

The tablet comes with 16 GB (9.4 GB available to user) or 32 GB (23.6 GB available to user) of internal storage. Utilize a microSD card for additional storage. Regularly review and delete unnecessary files or applications to free up space.

Software Updates

Ensure your tablet's software is up to date to benefit from the latest features and security enhancements. Updates are typically downloaded automatically when connected to Wi-Fi. You can check for updates manually in the device settings.

TROUBLESHOOTING

If you encounter issues with your Fire 7 tablet, consider the following common solutions:

- **Device Not Responding:** Press and hold the power button for 20-30 seconds to force a restart.
- **Wi-Fi Connectivity Issues:**
 - Ensure Wi-Fi is enabled in settings.
 - Restart your Wi-Fi router.
 - Forget the network and reconnect.
- **Battery Draining Quickly:** Refer to the "Battery Life Optimization" section. Reduce screen brightness and close background apps.
- **Slow Performance:** Clear app caches, uninstall unused apps, or restart the device.
- **Apps Not Downloading/Installing:** Check available storage. Ensure a stable Wi-Fi connection.

For further assistance, visit the official Amazon support website or consult the Quick Start Guide included with your device.

SPECIFICATIONS

Display	7" touchscreen, 1024 x 600 resolution at 171 ppi, SD video playback, with IPS (in-plane switching) technology and advanced polarizing filter
Size	7.6" x 4.5" x 0.4" (192 x 115 x 9.6 mm)
Weight	10.1 ounces (286 grams)
CPU & RAM	Quad-Core 1.3 GHz with 1 GB of RAM
Storage	16 GB (9.4 GB available) or 32 GB (23.6 GB available) internal storage. Expandable up to 512 GB with microSD card.
Battery Life	Up to 7 hours of reading, web browsing, video, and music playback.




Charge Time	Approximately 4 hours with included 5W power adapter.
Processor	MediaTek 8163
Wi-Fi Connectivity	Single-antenna dual-band Wi-Fi (802.11 a/b/g/n). Supports WEP, WPA, WPA2. Does not support ad-hoc networks or Wi-Fi 6.
Ports	USB 2.0 (micro-B connector), microSD slot.
Audio	3.5 mm stereo jack, integrated speaker.
Sensors	Accelerometer.
Camera Specs	2 MP front and rear-facing cameras with 720p HD video recording.
Location Services	Location-based services via Wi-Fi.
Additional Features	External volume controls, built-in Bluetooth (A2DP, LE support).
Generation	9th generation - 2019 release.




WARRANTY AND SUPPORT

The Amazon Fire 7 Tablet (2019 Release) includes a 90-day Limited Warranty and service. Optional 1-Year, 2-Year, and 3-Year Extended Warranties are available for U.S. customers and are sold separately. Use of the Fire 7 tablet is subject to Amazon's Conditions of Use and associated terms.

For detailed warranty information and customer support, please refer to the official Amazon support resources.

Related Documents - Fire 7 (2019 release)

	<p>Amazon Fire HD 10 Tablet Quick Start Guide</p> <p>A concise guide to setting up, activating, and navigating your Amazon Fire HD 10 tablet, covering device features, charging, and basic operations.</p>
	<p>Amazon Fire Tablet User Guide: Setup, Features, and Troubleshooting</p> <p>A comprehensive user guide for Amazon Fire tablets, detailing setup, Wi-Fi, power management, storage optimization, Amazon Kids features, app installation, Alexa integration, accessibility options, and troubleshooting common issues. Learn to maximize your Fire tablet experience.</p>
	<p>Amazon Fire Kids Edition Tablet Safety and Warranty Information</p> <p>Essential safety guidelines, warranty information, and usage precautions for the Amazon Fire Kids Edition Tablet and its accessories, covering handling, power, and battery care.</p>

	<p>Amazon Fire 7 Kids Quick Start Guide</p> <p>This guide provides essential information for setting up and using the Amazon Fire 7 Kids tablet. It covers device features, activation steps, case management, cleaning, storage expansion, and accessing parental controls via the Parent Dashboard.</p>
	<p>Amazon Fire HD 8 (12th Gen) Quick Start Guide</p> <p>A concise guide to setting up, activating, exploring features, and charging your Amazon Fire HD 8 (12th Generation) tablet. Includes troubleshooting information.</p>
	<p>Amazon Fire Kids Edition Tablet Safety and Warranty Information</p> <p>Comprehensive safety guidelines, warranty details, and usage instructions for the Amazon Fire Kids Edition Tablet and Kid-Proof Case, designed for parents and young users.</p>