

Manuals+

[Q & A](#) | [Deep Search](#) | [Upload](#)

manuals.plus /

- › [Modern Forms](#) /
- › [Hydra Smart Indoor and Outdoor 8-Blade Ceiling Fan Instruction Manual](#)

Modern Forms FR-W1805-80L-BZ

Hydra Smart Indoor and Outdoor 8-Blade Ceiling Fan Instruction Manual

Model: FR-W1805-80L-BZ | Brand: Modern Forms

INTRODUCTION

This manual provides detailed instructions for the installation, operation, and maintenance of your Modern Forms Hydra Smart Indoor and Outdoor 8-Blade Ceiling Fan. Please read this manual thoroughly before installation and use to ensure proper function and safety. This fan is designed for both indoor and outdoor applications, featuring smart home integration and an energy-efficient DC motor.



Figure 1: The Hydra Smart Indoor and Outdoor 8-Blade Ceiling Fan.

SAFETY INFORMATION

Always disconnect power at the circuit breaker before installing, cleaning, or servicing the fan. All wiring must be in accordance with national and local electrical codes. If you are unfamiliar with electrical wiring, consult a qualified electrician. Ensure the installation location can support the fan's weight. Do not bend the blade holders during installation or cleaning. Verify all connections are secure and properly grounded.

PACKAGE CONTENTS

- Complete Ceiling Fan (Fan Blades, Motor)
- Light Kit
- Smart Receiver
- Mounting Hardware and 6-inch Downrod
- Bluetooth Hardwired Wall Control (Part# F-WCBT-WT)
- Installation Instructions & Setup Manual

INSTALLATION

Professional installation is recommended for optimal safety and performance. The fan is designed to mount to a standard ceiling fan junction box. Ensure the junction box is securely fastened to the building structure and can support the fan's weight.

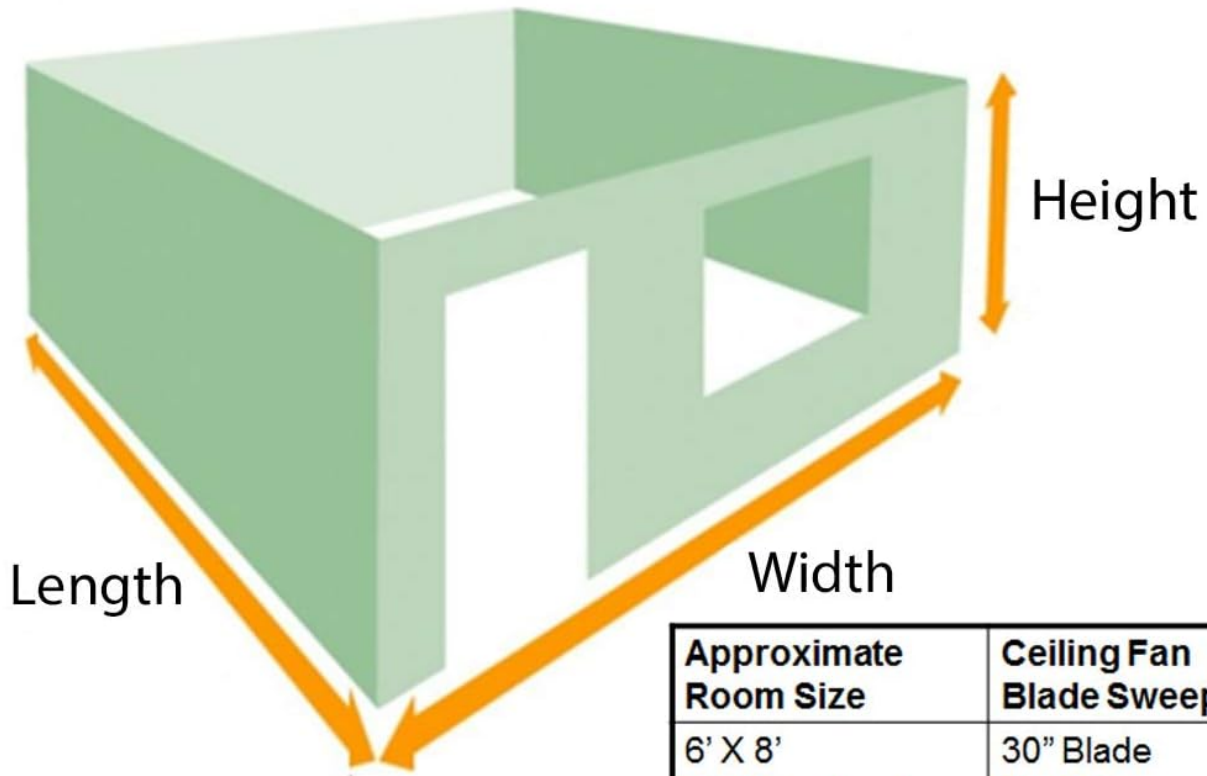


Figure 2: The Hydra fan shown with its included wall control.

Fan Sizing and Height

Proper fan sizing and downrod length are crucial for effective air circulation. Refer to the diagrams below to determine the appropriate blade span and downrod length for your space. The fan can be installed on slope ceilings up to a 32-degree slope. An optional XF-SCK Slope Ceiling Kit is available for slopes between 32-45 degrees. Downrods for longer lengths are sold separately.

HOW TO SIZE YOUR FAN (BLADE SPAN)



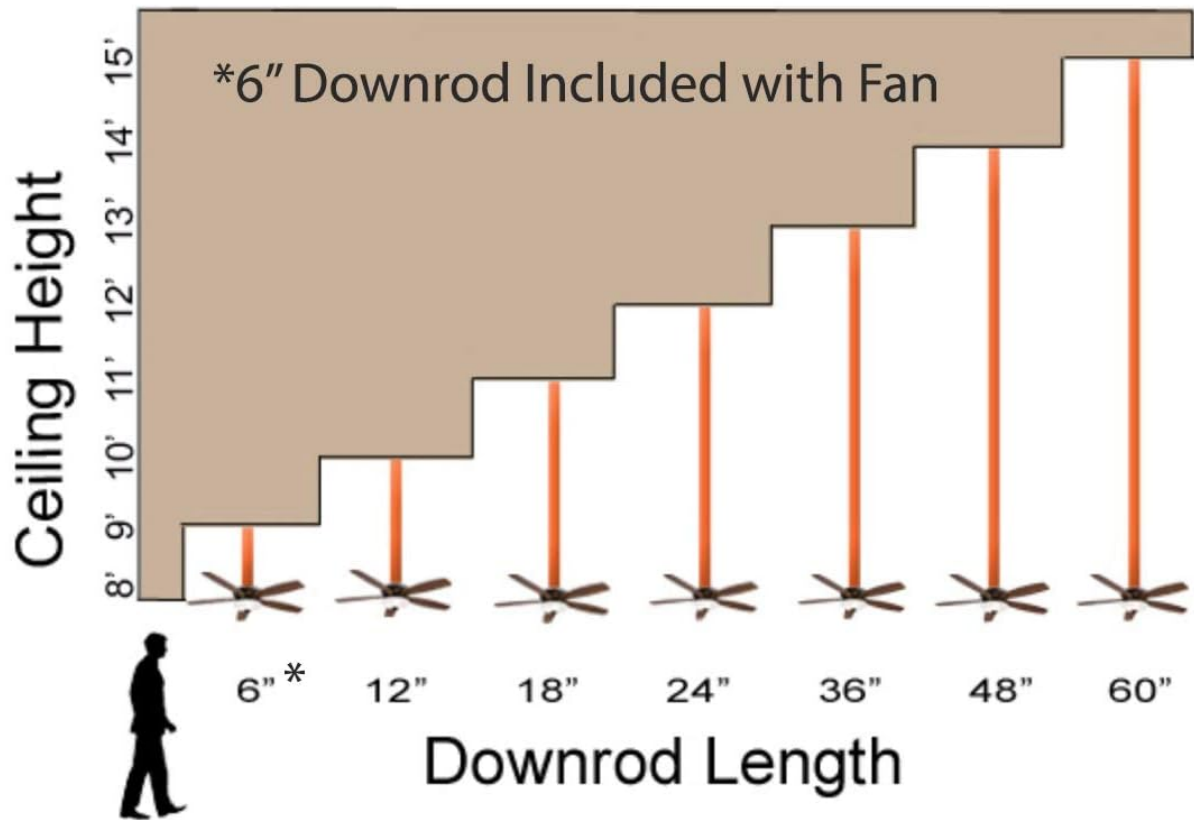
$$\text{SQ. Feet} = L \times W \times H$$

Example: 10'L, 10'W, 8'H
 $10 \times 10 \times 8 = 800 \text{ sq. Feet}$

Approximate Room Size	Ceiling Fan Blade Sweep
6' X 8' 40-60 sq. feet	30" Blade Sweep
8' X 10' 60-100 sq. feet	42" to 44" Blade Sweep
10' X 12' 100-400 sq. feet	52" to 54" Blade Sweep
12' X 12' 400-500 sq. feet	56" to 60" Blade Sweep
15' X 15' 500 + sq. feet	64" to 70" Blade Sweep

Figure 3: Guide for selecting the correct blade span based on room size.

HOW TO CHOOSE THE RIGHT HEIGHT



Downrod



XF-12	12in	XF-48	48in
XF-18	18in	XF-60	60in
XF-24	24in	XF-72	72in
XF-36	36in		

All our downrods are 1" I.D. and are threaded on the motor end to create an extra layer of security and allow for adjustments in the field.

Downrod Couplers



XF-1

Connects two downrods together

AS	Automotive Silver	KO	*Koa
BA	Brushed Aluminum	LN	Liquid Nickel
BZ	Bronze	MB	Matte Black
CFI	*Carbon Fiber	MW	Matte White
DW	Dark Walnut	OB	Oil Rubbed Bronze
GB	Gloss Black	SS	Stainless Steel
GH	Graphite	TT	Titanium Silver
GW	Gloss White		

Figure 4: Recommended downrod lengths for different ceiling heights. A 6-inch downrod is included.

SMART FEATURES & CONNECTIVITY

The Hydra fan offers advanced smart features for convenient control and integration with your smart home ecosystem.

App Download and Account Creation

To unlock the full potential of your smart fan, download the Modern Forms app from your device's app store. Once installed, you will need to create an account or log in using existing credentials.

Video 1: Modern Forms iOS APP Install Instructions. This video demonstrates the process of downloading the Modern Forms app and creating an account for fan control.

Wi-Fi Pairing

After creating your account, follow the in-app instructions to pair your fan with your home Wi-Fi network. Note that Modern Forms fans connect to 2.4 GHz Wi-Fi networks only.

Control Options

Your fan can be controlled via the included Bluetooth hardwired wall control, an optional battery-operated Bluetooth remote control (sold separately, Part # F-RCBT-WT), or through the Modern Forms app on your iOS or Android device. The app allows control from anywhere with Wi-Fi access.

Get Unwired

Every Modern Forms smart fan comes with a Wall Control or Remote Control, (See product for details) as well as Wifi-enabled app control technology when you download the Modern Forms app. Use the one or more of these control methods to operate your fans. Here's how that works...



THINK LOCAL: REMOTE or WALL CONTROL

Modern Forms wall and remote controls gives you full control of your fans in the room. Typical range is about 30 feet for RF and 100 feet for bluetooth and neither requires a line of sight. Can't find your phone? Don't want to use Wifi? No problem.

ACT GLOBAL: WIFI-ENABLED SMART CONTROLS

Once you've downloaded the Modern Forms app and connected it to your fans, you can control them from your back porch or anywhere in the world through WiFi. Of course, indoors or outdoors, your fans will need to be positioned within range of your wifi router to control them through a smart device - typically, that's about 150 feet.



MODERN FORMS SMART FANS


Figure 5: Control options for the Hydra fan, including the wall control, remote, and mobile app.

Smart Home Integration

The Hydra fan seamlessly integrates with popular smart home platforms, including Amazon Alexa, Google Assistant, Samsung Smart Things, Ecobee, Control4, and Josh AI. This allows for voice control and advanced automation.

Get Smart

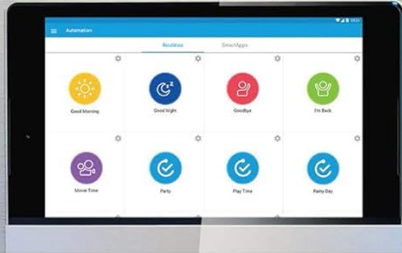
The Modern Forms app synchronizes seamlessly with smart home devices you already own.



Google Assistant

Forget about looking for a remote. Talk to any Google Assistant enabled device to turn on and off your fan and luminaire, change speeds, and dim the lights.

©2017 Google LLC All rights reserved. Google and the Google Logo are registered trademarks of Google LLC.



Samsung SmartThings

Samsung SmartThings can connect all your smart home devices and apps together into one central location—Modern Forms will be the first smart fan available. Not going to lie, we love being first.

Samsung, SmartThings and all related logos are trademarks of Samsung Electronics Co., Ltd.



Every Fan Is



Rated for interior and exterior use



Smart

Control with our app or other smart devices you own



WiFi and RF enabled for unlimited wireless control

DC MOTOR

Quieter, reliable and more efficient than AC motors

Figure 6: The Hydra fan's compatibility with various smart home systems.

Video 2: Modern Forms Smart Fans Features Video. This video highlights the various smart features and integrations available with Modern Forms fans.

OPERATING THE FAN

The Modern Forms app provides comprehensive control over your fan's functions, including fan speed, light brightness, and smart features like breeze mode and adaptive learning.

Fan Speed and Light Control

Adjust the fan speed through six settings for optimal comfort. The integrated LED luminaire offers smooth and continuous brightness control, dimmable to 1%. The LED light is available in 2700K, 3000K, and 3500K options. An optional cover is included to conceal the luminaire if desired.

Seasonal Operation

The fan can be operated in different modes to optimize comfort and energy efficiency throughout the year. In summer, the fan typically rotates counter-clockwise to create a downdraft, producing a cooling effect. In winter, it can be set to rotate clockwise at a low speed to create an updraft, circulating warm air trapped near the ceiling.



Figure 7: Summer and Winter modes for optimized air circulation.

MAINTENANCE

Your Modern Forms fan is designed for durability and minimal maintenance. The incredibly efficient and silent DC motor is factory-balanced and sound tested to prevent wobbling, rattling, or clicking.

Cleaning

To clean the fan, use a soft, damp cloth. Do not use abrasive cleaners or solvents, as these may damage the finish or electrical components. Ensure the fan is completely dry before resuming operation.

TROUBLESHOOTING

For common issues and solutions, please refer to the official Troubleshooting Guide provided by Modern Forms. This document can help resolve many operational concerns.

Download the Troubleshooting Guide (PDF): [Click Here](#)

SPECIFICATIONS

Feature	Detail
Brand	Modern Forms
Model Name	Hydra
Model Number	FR-W1805-80L-BZ
Color	Bronze
Style	3000K Warm White LED
Product Dimensions	80"D x 80"W x 17.25"H
Blade Span	80 inches

Feature	Detail
Number of Blades	8
Blade Material	Aluminum
Power Source	AC/DC
Voltage	120 Volts
Wattage	65.5 watts
Air Flow Capacity	11308 Cubic Feet Per Minute
Noise Level	15 dB
Indoor/Outdoor Usage	Outdoor, Indoor (Wet Location Rated)
Light Type	LED
Luminous Flux	2041 Lumen
Control Method	Remote, App, Voice Control
Special Features	Works with Amazon Alexa, Google Assistant, Ecobee, Samsung Smart Things; Smart Home Enabled; App Operable; 6 Speed Brushless Silent and Energy Star Certified Efficient DC Motor.
Certifications	Energy Star, EPA, UL, FCC, cUL, ETL, cETL, CSA CAN Wet Location Listed

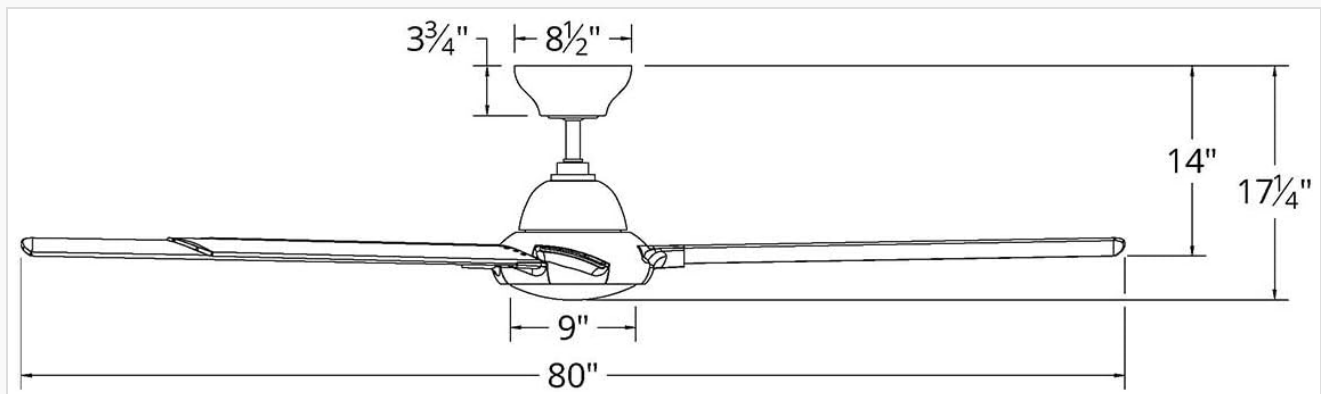


Figure 8: Detailed dimensions of the Hydra Smart Ceiling Fan.



Figure 9: The Hydra fan is Energy Star certified for high efficiency.

WARRANTY

Modern Forms offers a comprehensive warranty for the Hydra Smart Ceiling Fan:




- **LED:** 5-year warranty
- **Motor:** Lifetime warranty
- **All other parts:** 1-year warranty




SUPPORT

For further assistance, please visit the Modern Forms website or contact their customer support. You can also refer to the Troubleshooting Guide linked in the Troubleshooting section of this manual.

© 2024 Modern Forms. All rights reserved.

Related Documents - FR-W1805-80L-BZ

	<p>Modern Forms Robot Smart Fan Installation Guide</p> <p>Comprehensive installation, operation, and troubleshooting guide for the Modern Forms Robot Smart Fan, including safety instructions, wiring diagrams, and warranty information.</p>
	<p>Modern Forms Aviator FR-W1811 Smart Ceiling Fan Installation Guide</p> <p>Comprehensive installation instructions for the Modern Forms Aviator Smart Ceiling Fan (FR-W1811). This guide details mounting, electrical connections, smart features, and troubleshooting for your modern, energy-efficient ceiling fan. Learn how to integrate with smart home systems.</p>
	<p>WYND XL 72" Smart Ceiling Fan by Modern Forms Specifications & Features</p> <p>Discover the WYND XL 72" smart ceiling fan from Modern Forms. This fan offers 6 speeds, a silent DC motor, integrated LED luminaire, app control, and weather-resistant finishes. Includes detailed specifications, order information, and installation guidance for various ceiling heights and slopes.</p>

 <p>The image shows the cover of a manual for the Mykonos Smart Ceiling Fan. The cover is teal with the text 'MODERN FORMS SMART FANS' at the top right, 'Mykonos' in large white letters in the center, and 'Installation Instructions' below it. At the bottom, there are small icons for various smart home platforms like Alexa, Google Assistant, and SmartThings.</p>	<p>Mykonos Smart Ceiling Fan Installation Instructions Modern Forms</p> <p>Comprehensive installation guide for the Modern Forms Mykonos smart ceiling fan, covering mounting, wiring, smart features, control, and troubleshooting. Includes safety guidelines and warranty information.</p>
 <p>The image shows the cover of a manual for the Ultra Germicidal Smart Fan UV Module Replacement. The cover is teal with the text 'MODERN FORMS SMART FANS' at the top right, 'Ultra' in large white letters in the center, and 'UV Module Replacement' below it. At the bottom, there are small icons for various smart home platforms.</p>	<p>Modern Forms Ultra Germicidal Smart Fan UV Module Replacement Guide</p> <p>Step-by-step instructions for replacing the UV module on your Modern Forms Ultra Germicidal Smart Fan (Model UVF7IN-120V-R1-MOD). Includes package contents, safety warnings, installation guide, and warranty details. Compatible with Alexa, Google Assistant, SmartThings, ecobee, and Control4.</p>
 <p>The image shows the cover of a manual for the Ultra Smart Fan. The cover is teal with the text 'MODERN FORMS SMART FANS' at the top right, 'Ultra' in large white letters in the center, and 'Installation Instructions' below it. At the bottom, there are small icons for various smart home platforms.</p>	<p>Modern Forms Ultra Smart Fan Installation Instructions</p> <p>Comprehensive installation guide for the Modern Forms Ultra Smart Fan, detailing setup, safety, smart features, and UV-C technology. Includes support links and product specifications.</p>