

Manuals+

[Q & A](#) | [Deep Search](#) | [Upload](#)

manuals.plus /

- › [Modern Forms](#) /
- › [Hydra Smart Indoor and Outdoor Ceiling Fan User Manual](#)

Modern Forms FR-W1805-120L-BZ

Hydra Smart Indoor and Outdoor Ceiling Fan

USER MANUAL

Model: FR-W1805-120L-BZ

Introduction

The Modern Forms Hydra Smart Indoor and Outdoor 8-Blade Ceiling Fan is designed to provide efficient air circulation and integrated lighting for both indoor and outdoor environments. This smart fan seamlessly integrates with popular smart home systems, offering convenient control and energy-saving features.



Figure 1: Modern Forms Hydra Smart Indoor and Outdoor Ceiling Fan.

Setup and Installation

Proper installation is crucial for optimal performance and safety. It is recommended to have two people for installation due to the size and weight of the fan. Ensure all power is disconnected before beginning installation.

Included Components:

- Complete Ceiling Fan (Fan Blades, Motor, Smart Receiver)
- Installation Instructions & Setup Manual

- Light Kit
- Mounting Hardware and 6-inch downrod
- Wall Control

Room Sizing and Downrod Selection:

Select the appropriate fan size and downrod length based on your room dimensions to ensure effective air circulation. The fan includes a 6-inch downrod. Additional downrods are sold separately for longer lengths to accommodate higher ceilings.



Figure 2: Guide for selecting appropriate fan blade span based on room size.



Figure 3: Guide for choosing the right downrod height.

Initial Power-On and Calibration:

Upon initial power-on, the fan will automatically calibrate itself. This process helps to detect and correct any potential wobbling, ensuring smooth and silent operation.

Operating Instructions

The Hydra fan offers multiple control options for your convenience.

Control Methods:

- **Wall Control:** A Bluetooth hardwired wall control (Part# F-WCBT-WT) is included for direct control of fan speed and light brightness. Additional switches are available for 3 or 4-way setups.
- **Mobile App:** Download the exclusive Modern Forms app (available on iOS and Android) to control fan speed, light brightness, utilize smart features like breeze mode and adaptive learning, create groups, and monitor energy costs.
- **Remote Control:** A battery-operated Bluetooth remote control with a wall cradle (Part # F-RCBT-WT) is sold separately.

Get Unwired

Every Modern Forms smart fan comes with a Wall Control or Remote Control, (See product for details) as well as Wifi-enabled app control technology when you download the Modern Forms app. Use the one or more of these control methods to operate your fans. Here's how that works...



THINK LOCAL: REMOTE or WALL CONTROL

Modern Forms wall and remote controls gives you full control of your fans in the room. Typical range is about 30 feet for RF and 100 feet for bluetooth and neither requires a line of sight. Can't find your phone? Don't want to use Wifi? No problem.

ACT GLOBAL: WIFI-ENABLED SMART CONTROLS

Once you've downloaded the Modern Forms app and connected it to your fans, you can control them from your back porch or anywhere in the world through WiFi. Of course, indoors or outdoors, your fans will need to be positioned within range of your wifi router to control them through a smart device - typically, that's about 150 feet.



Figure 4: Control options for the Hydra Smart Fan, including wall control, remote, and mobile app.

Smart Home Integration:

The Hydra fan is designed to integrate with leading smart home platforms, enhancing your connected living experience.

- **Amazon Alexa:** Control your fan and light with voice commands.
- **Google Assistant:** Use voice commands to adjust fan settings and lighting.
- **Samsung SmartThings:** Integrate the fan into your SmartThings ecosystem for centralized control.
- **Ecobee:** Utilize Assist Mode to conserve energy based on your comfort settings.
- **Control4 and Josh AI:** Compatible with these advanced home automation systems.

Get Smart

The Modern Forms app synchronizes seamlessly with smart home devices you already own.



FREE iOS & Android APP DOWNLOAD

Sync with our Modern Forms App:

Control fan speed & light brightness

Use Smart features like Adaptive Learning

Integrate with Smart Technologies

ecobee




Use Assist Mode to conserve energy even more.
How does it work?

Your fan will automatically turn on and/or off based on your comfort settings to make you less dependent on heat or air conditioning

Certain smart thermostats have built-in Amazon Alexa Voice Service

ecobee and the ecobee logo are trademarks of Smart WiFi Thermostats by ecobee.
All rights reserved.



Amazon Alexa

Heat Wave: "Hey Alexa, turn my bedroom fan on high."

Dinner Party: "Hey Alexa, dim the lights."

Snow Squall: "Hey Alexa, go to heat mode."

Talk to Amazon's Alexa to enable the device to control your fan and make life easier everyday


Amazon, Alexa and all related logos are trademarks of Amazon.com, Inc. or its affiliates.



Figure 5: The Modern Forms app synchronizes with smart home devices like Ecobee.

Get Smart

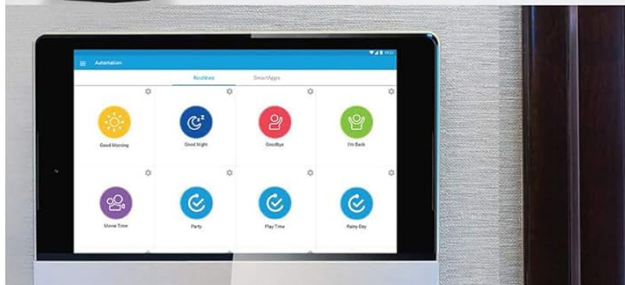
The Modern Forms app synchronizes seamlessly with smart home devices you already own.



Google Assistant

Forget about looking for a remote. Talk to any Google Assistant enabled device to turn on and off your fan and luminaire, change speeds, and dim the lights.

©2017 Google LLC All rights reserved. Google and the Google Logo are registered trademarks of Google LLC.



Samsung SmartThings

Samsung SmartThings can connect all your smart home devices and apps together into one central location—Modern Forms will be the first smart fan available. Not going to lie, we love being first.

Samsung, SmartThings and all related logos are trademarks of Samsung Electronics Co., Ltd.



Every Fan Is



Rated for interior and exterior use



Control with our app or other smart devices you own



WiFi and RF enabled for unlimited wireless control



Quieter, reliable and more efficient than AC motors

Figure 6: The fan is compatible with Google Assistant and Samsung SmartThings.

Maintenance

The Hydra fan features incredibly efficient and completely silent DC motors, which are up to 70% more efficient than traditional AC fans. Each fan is factory-balanced and sound-tested to prevent wobbling, rattling, or clicking.

Cleaning:

Regularly wipe down the fan blades and motor housing with a soft, damp cloth. Avoid using harsh chemicals or abrasive cleaners, as these can damage the finish.

LED Luminaire:

The replaceable LED luminaire, powered by WAC Lighting, offers smooth and continuous brightness control. It is available in 2700K, 3000K, and 3500K options. An optional cover is included to conceal the luminaire if desired.

Troubleshooting

For detailed troubleshooting steps and solutions to common issues, please refer to the official Troubleshooting

Download Troubleshooting Guide
(PDF)

Specifications

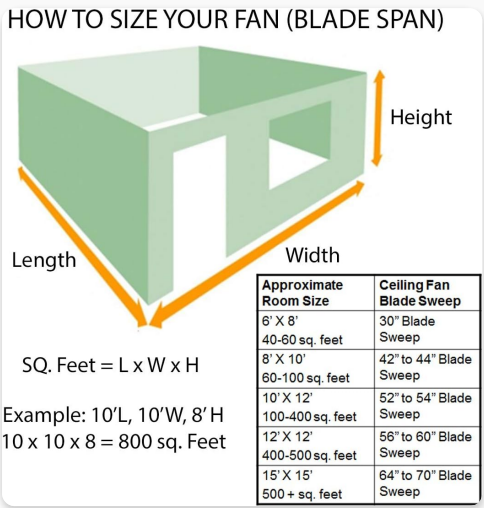


Figure 7: Energy Star Most Efficient 2020 certification.

Feature	Detail
Brand	Modern Forms
Model Name	Hydra
Model Number	FR-W1805-120L-BZ
Color	Bronze
Style	3000K Warm White LED
Product Dimensions	120"D x 120"W x 17.25"H
Number of Blades	8
Blade Length	120 Inches
Air Flow Capacity	13300 Cubic Feet Per Minute
Noise Level	15 dB
Wattage	67.5 watts
Voltage	120 Volts
Luminous Flux	2041 Lumen
Indoor/Outdoor Usage	Indoor, Outdoor (Wet Location Listed)
Control Method	Remote, App, Wall Control
Efficiency	High (70% more efficient than AC styles)

Certifications	EPA, Energy Star, FCC, UL, cUL
----------------	--------------------------------

Warranty Information

Modern Forms provides the following warranty for the Hydra Smart Ceiling Fan:

- **LED:** 5-year warranty
- **Motor:** Lifetime warranty
- **All Other Parts:** 1-year warranty




Support and Contact




For further assistance, product inquiries, or to explore other Modern Forms products, please visit the official Modern Forms Store.

Visit Modern Forms Store

© 2025 Modern Forms. All rights reserved.

Related Documents - FR-W1805-120L-BZ

	<p>Modern Forms Robot Smart Fan Installation Guide</p> <p>Comprehensive installation, operation, and troubleshooting guide for the Modern Forms Robot Smart Fan, including safety instructions, wiring diagrams, and warranty information.</p>
	<p>Modern Forms Aviator FR-W1811 Smart Ceiling Fan Installation Guide</p> <p>Comprehensive installation instructions for the Modern Forms Aviator Smart Ceiling Fan (FR-W1811). This guide details mounting, electrical connections, smart features, and troubleshooting for your modern, energy-efficient ceiling fan. Learn how to integrate with smart home systems.</p>
	<p>WYND XL 72\" Smart Ceiling Fan by Modern Forms Specifications & Features</p> <p>Discover the WYND XL 72\" smart ceiling fan from Modern Forms. This fan offers 6 speeds, a silent DC motor, integrated LED luminaire, app control, and weather-resistant finishes. Includes detailed specifications, order information, and installation guidance for various ceiling heights and slopes.</p>

 The image shows the cover of the 'Mykonos' smart ceiling fan installation instructions. It features a teal background with the 'MODERN FORMS SMART FANS' logo at the top right and the product name 'Mykonos' in large white letters. At the bottom, there are icons for various smart home platforms like Alexa, Google Assistant, and SmartThings.	<p>Mykonos Smart Ceiling Fan Installation Instructions Modern Forms</p> <p>Comprehensive installation guide for the Modern Forms Mykonos smart ceiling fan, covering mounting, wiring, smart features, control, and troubleshooting. Includes safety guidelines and warranty information.</p>
 The image shows the cover of the 'Ultra' germicidal smart fan UV module replacement guide. It has a teal background with the 'MODERN FORMS SMART FANS' logo at the top right and the product name 'Ultra' in large white letters. The subtitle 'Germicidal Smart Fan UV Module Replacement' is visible below the main title. Smart home platform icons are at the bottom.	<p>Modern Forms Ultra Germicidal Smart Fan UV Module Replacement Guide</p> <p>Step-by-step instructions for replacing the UV module on your Modern Forms Ultra Germicidal Smart Fan (Model UVF7IN-120V-R1-MOD). Includes package contents, safety warnings, installation guide, and warranty details. Compatible with Alexa, Google Assistant, SmartThings, ecobee, and Control4.</p>
 The image shows the cover of the 'Ultra' smart fan installation instructions. It features a teal background with the 'MODERN FORMS SMART FANS' logo at the top right and the product name 'Ultra' in large white letters. The subtitle 'Smart Fan' is below the main title. Smart home platform icons are at the bottom.	<p>Modern Forms Ultra Smart Fan Installation Instructions</p> <p>Comprehensive installation guide for the Modern Forms Ultra Smart Fan, detailing setup, safety, smart features, and UV-C technology. Includes support links and product specifications.</p>