

Ozeri ZP2-30GL

Ozeri Free-Standing Pan Lid with Tempered Glass 12-Inch Instruction Manual

Model: ZP2-30GL

INTRODUCTION

This manual provides instructions for the Ozeri Free-Standing Pan Lid with Tempered Glass, designed for use with Ozeri Green, Stone, and Stainless-Steel Pans. This innovative lid features a design that allows it to stand vertically, conserving counter space during cooking. It is constructed from professional-grade tempered glass with a built-in steam vent and a heat-resistant Bakelite handle. The lid is oven-safe up to 300 °F (150 °C) and is 100% dishwasher-safe.

PRODUCT FEATURES

- **Free-Standing Design:** The lid stands vertically to save counter space, eliminating the need for a separate lid rest.
- **Tempered Glass Construction:** Allows for monitoring cooking progress without lifting the lid, preserving heat and moisture.
- **Built-in Pressure Release Steam Vent:** Prevents boil-overs and reduces rattling.
- **Heat-Resistant Bakelite Handle:** Provides a secure and comfortable grip, remaining cool during use.
- **Oven Safe:** Suitable for oven use up to 300 °F (150 °C).
- **Dishwasher Safe:** Easy to clean and maintain.
- **Compatibility:** Exclusively designed for Ozeri Green, Stone, Stainless Steel, and Professional Series Pans.



Image: The Ozeri Free-Standing Pan Lid shown in its upright, space-saving position.



Image: The Ozeri Free-Standing Pan Lid positioned upright on a kitchen counter, demonstrating its practical use next to cookware.

SETUP

1. **Unpacking:** Carefully remove the pan lid from its packaging. Inspect for any damage.
2. **Initial Cleaning:** Before first use, wash the lid thoroughly with warm, soapy water. Rinse completely and dry with a soft cloth.
3. **Compatibility Check:** Ensure the lid size matches your Ozeri pan. This 12-inch lid is designed for 12-inch Ozeri pans. While it may fit other brands, optimal performance and the free-standing feature are guaranteed with Ozeri pans.

OPERATING INSTRUCTIONS

1. **Placing the Lid:** Position the lid securely on top of your Ozeri pan. The tempered glass allows you to observe cooking without lifting.
2. **Utilizing the Free-Standing Feature:** When you need to remove the lid temporarily (e.g., for stirring or serving), simply lift it off the pan and place it vertically on your countertop using the integrated handle as a stand. Ensure the handle is stable on a flat surface.
3. **Oven Use:** The lid is oven-safe up to 300 °F (150 °C). When using in the oven, ensure the pan and lid are

placed on a stable rack. Always use oven mitts when handling hot items.

4. **Steam Vent:** The built-in steam vent helps release excess pressure and steam, preventing boil-overs and maintaining optimal cooking conditions.

CARE AND MAINTENANCE

- **Cleaning:** The Ozeri Free-Standing Pan Lid is 100% dishwasher-safe. For hand washing, use warm, soapy water and a non-abrasive sponge or cloth. Rinse thoroughly and dry immediately to prevent water spots.
- **Storage:** Store the lid in a dry place. The free-standing design allows for convenient vertical storage, saving cabinet space.
- **Avoid Extreme Temperature Changes:** While the lid is made of tempered glass, avoid sudden and extreme temperature changes (e.g., placing a hot lid directly into cold water) to prevent thermal shock.
- **Inspection:** Periodically inspect the lid for any signs of damage, such as cracks in the glass or handle. Discontinue use if damage is observed.

TROUBLESHOOTING

Lid does not fit my pan:

Ensure the lid size matches your pan's diameter. This lid is 12-inch. It is specifically designed for Ozeri brand pans; compatibility with other brands may vary.

Lid handle feels loose:

Check if the screw attaching the handle to the glass is securely tightened. If it continues to feel loose or if the handle is damaged, discontinue use and contact customer support.

Steam is not escaping properly:

Verify that the steam vent is clear and not obstructed by food particles. Clean the vent if necessary.

SPECIFICATIONS

Model Number	ZP2-30GL
Brand	Ozeri
Material	Tempered Glass, Bakelite Handle
Color	Clear
Size	12-Inch Diameter
Product Dimensions	11.9 x 11.9 x 4 inches
Item Weight	2 Pounds
Oven Safe Temperature	Up to 300 °F (150 °C)
Dishwasher Safe	Yes
UPC	815817012760






WARRANTY AND SUPPORT

For warranty information or product support, please refer to the official Ozeri website or contact Ozeri customer service directly. Keep your purchase receipt for any warranty claims.

Contact information can typically be found on the manufacturer's website: www.ozeri.com

© 2023 Ozeri. All rights reserved.

Related Documents - ZP2-30GL

	<p>Ozeri Touch II Digital Kitchen Scale ZK013 User Manual and Specifications</p> <p>Comprehensive user manual for the Ozeri Touch II Digital Kitchen Scale (Model ZK013). Learn about specifications, operating instructions, tare feature, battery replacement, and safety guidelines for this precise kitchen weighing tool.</p>
	<p>Ozeri Touch II Total Body Scale: User Guide and Features</p> <p>Comprehensive guide to the Ozeri Touch II Total Body Scale, covering setup, features, body composition analysis (fat, water, muscle, bone), tare mode, memory profiles, and warranty information.</p>
	<p>Ozeri Touch II Smart Body Scale: User Manual & Features</p> <p>A comprehensive guide to the Ozeri Touch II Smart Body Scale (Model ZB13, ZB13-W), detailing setup, features, body composition measurements (fat, water, muscle, bone), Tare mode, memory profiles, and warranty information.</p>
	<p>Ozeri Rev Digital Bath Scale with Electro-Mechanical Dial User Manual (Model ZB19)</p> <p>User manual for the Ozeri Rev Digital Bath Scale with Electro-Mechanical Dial, Model ZB19. Includes setup, usage, specifications, troubleshooting, and warranty information.</p>
	<p>Ozeri 4x3razor PD4X3-2 Pedometer: User Manual and Features</p> <p>Comprehensive guide to the Ozeri 4x3razor PD4X3-2 Tri-Axis (3D Motion) Pedometer, covering setup, programming, usage, memory, reset procedures, battery replacement, and warranty information.</p>



[Ozeri 360 Tower Fan \(Model OZF5\) User Manual and Operating Guide](#)

Comprehensive user manual for the Ozeri 360 Tower Fan (Model OZF5), covering safety instructions, assembly, operation, troubleshooting, and warranty information.