

## Diffuserlove 2368

# Diffuserlove Essential Oil Diffuser User Manual

Model: 2368

## INTRODUCTION

Thank you for choosing the Diffuserlove Essential Oil Diffuser. This ultrasonic mist humidifier is designed to enhance your environment by diffusing essential oils and adding moisture to the air. It features a 200ML capacity, remote control operation, 7 color LED lights, and an automatic shut-off function for safety and convenience.

Please read this manual thoroughly before use to ensure proper operation and maintenance.

## PRODUCT OVERVIEW



Image: The Diffuserlove Essential Oil Diffuser in white, illuminated with a blue light, accompanied by its remote control.

The Diffuserlove Essential Oil Diffuser is a compact and efficient device designed for aromatherapy and humidification. Key components include:

- **Main Unit:** Houses the water tank, ultrasonic plate, and control buttons.
- **Lid:** Covers the water tank and directs the mist.
- **Remote Control:** Allows convenient operation of mist, light, and timer settings.
- **AC Adapter:** Provides power to the unit.

## PRODUCT DETAILS




Image: A detailed diagram showing the diffuser's dimensions (4"L x 4"W x 5.5"H) and labeled parts including the water tank (MAX 200ml), air outlet, mist mode indicator light, mist button, light button, and DC socket.




Image: The package contents, including the Diffuserlove Aroma Diffuser, remote control, AC adapter, and user manual.

## SAFETY PRECAUTIONS

### Important Safety Information:

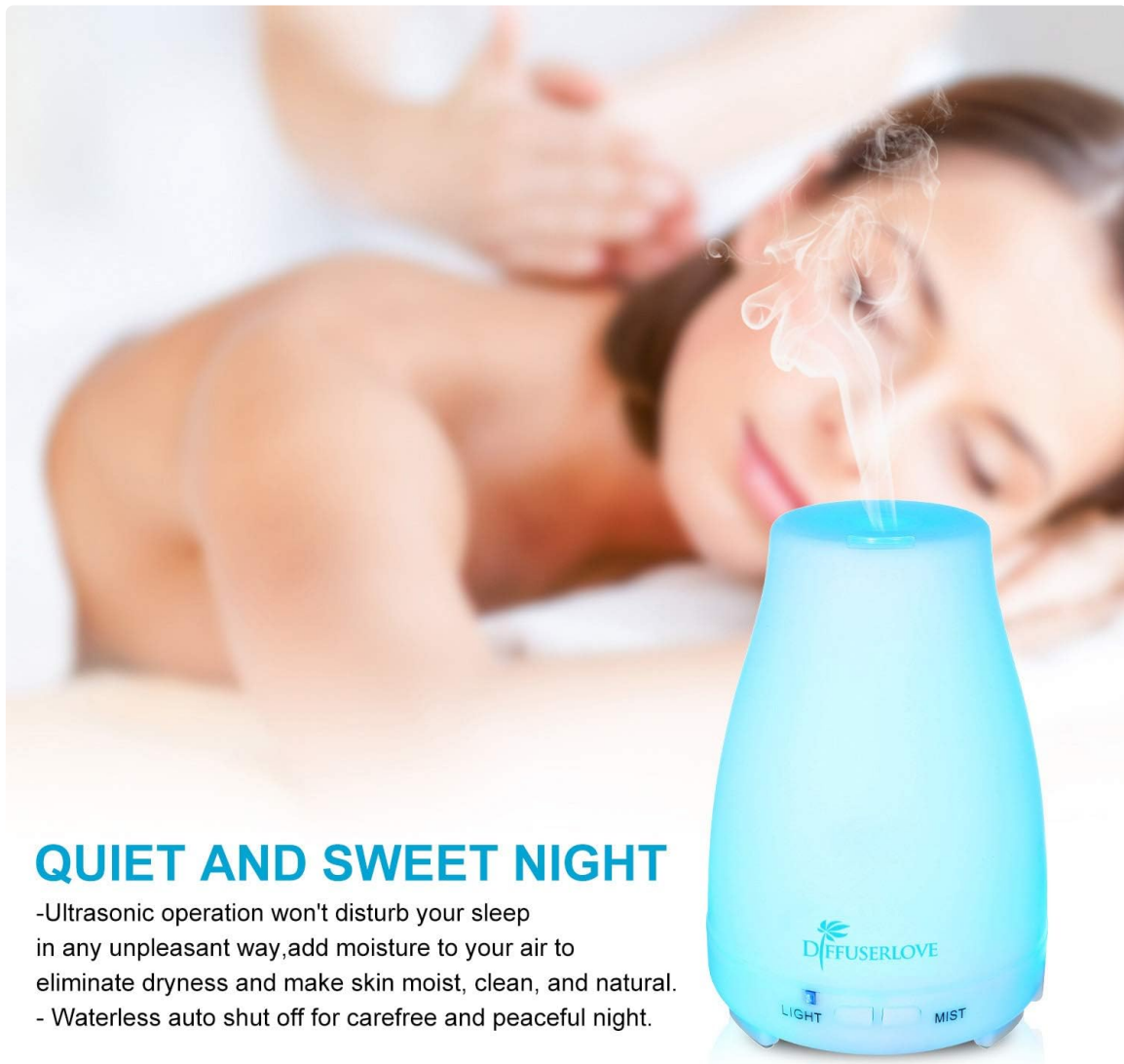
- Keep out of reach of children and pets.
- Ensure proper ventilation during use.
- Avoid direct skin contact with undiluted essential oils.
- Do not exceed the MAX water line.
- Use only clean tap water or distilled water.
- Do not move the unit while it is operating or contains water.
- Unplug the unit from the power outlet before cleaning or refilling.

- Do not immerse the unit in water or any other liquid.

## SETUP

Follow these steps to set up your Diffuserlove Essential Oil Diffuser:

1. Place the diffuser on a flat, stable surface away from direct sunlight or heat sources.
2. Remove the top cover by gently lifting it upwards.
3. Connect the AC adapter to the DC socket at the base of the diffuser.
4. Fill the water tank with clean tap water or distilled water up to the MAX 200ML line. Do not overfill.
5. Add 2-3 drops of your preferred essential oil directly into the water tank. Adjust the amount based on desired fragrance intensity.
6. Replace the top cover, ensuring it is securely seated.
7. Plug the AC adapter into a power outlet.



## QUIET AND SWEET NIGHT

- Ultrasonic operation won't disturb your sleep in any unpleasant way,add moisture to your air to eliminate dryness and make skin moist, clean, and natural.
- Waterless auto shut off for carefree and peaceful night.

Image: A visual guide demonstrating how to open the diffuser, fill the water tank, add essential oil, and close the lid.

## OPERATING INSTRUCTIONS

Your Diffuserlove diffuser can be operated using the buttons on the unit or the included remote control.

### Mist Control

Press the "Mist" button to cycle through the mist modes:

- **First Press (Red Indicator):** Continuous mist for 3 hours.
- **Second Press (Green Indicator):** Continuous mist until water runs out.
- **Third Press (Yellow Indicator):** Intermittent mist (30 seconds ON, 30 seconds OFF).
- **Fourth Press:** Mist OFF.

The diffuser will automatically shut off when the water level is too low, indicated by a red light.

### Light Control

Press the "Light" button to control the LED lighting:

- **First Press:** Cycles through 7 different colors automatically.
- **Subsequent Presses:** Freezes on a specific color.
- **Long Press:** Turns the light OFF.

## 7 Color light

*Lighting or Baby Night Light*



Image: A display of seven diffusers, each illuminated with one of the available 7 LED colors, demonstrating the lighting options.

# EASY TO USE



Image: The diffuser emitting a gentle mist in a quiet environment, highlighting its silent operation for undisturbed sleep or relaxation.

## MAINTENANCE

Regular cleaning is essential to ensure the longevity and optimal performance of your diffuser. Clean the unit every 3-5 days of use.

1. Unplug the diffuser from the power outlet and remove the top cover.
2. Empty any remaining water from the "Drain Side" of the water tank.
3. Fill the diffuser halfway with plain water and add 1 teaspoon of white vinegar.
4. Run the diffuser for 5-10 minutes to allow the vinegar to disperse through the system.
5. Empty the reservoir again.
6. Use a cotton swab dampened with white vinegar to gently clean the ultrasonic misting chips and any build-up along the walls of the reservoir.
7. Wipe down all surfaces with a soft, damp cloth.
8. Rinse any loose components (like the mist vent) separately with warm water. Avoid using strong detergents.

9. Allow the entire system to air dry completely before reassembling and using. Placing it in front of a mini-fan can expedite drying. Ensure all internal components are thoroughly dry to prevent damage.

**Caution:**

- Never force water into portal openings that are not meant to get wet.
- Do not switch on the diffuser if it is still wet internally. Allow ample drying time.

**TROUBLESHOOTING**

Problem	Possible Cause	Solution
No mist or low mist output.	Insufficient water; water level too high; ultrasonic plate dirty; lid not properly seated.	Add water to appropriate level; clean the ultrasonic plate; ensure lid is securely closed.
No power/unit not turning on.	Power adapter not connected; no power from outlet; unit damaged.	Check power connection; try a different outlet; contact customer support if damaged.
Light not working.	Light function turned off; internal issue.	Press the "Light" button to activate; if problem persists, contact support.
Unusual noise.	Water level too low; unit not on a flat surface.	Add water; place on a stable, flat surface.
Water leaking.	Overfilled water tank; lid not properly sealed; unit tilted.	Do not overfill; ensure lid is securely closed; keep unit upright.

**SPECIFICATIONS**

- **Brand:** Diffuserlove
- **Model Name:** aromatherapy diffuser
- **Model Number:** 2368
- **Color:** White
- **Material:** PP (Polypropylene)
- **Water Tank Capacity:** 200 ML
- **Noise Level:** Less than 36 dB
- **Working Time:** 3 Hours (continuous mode), 6 Hours (intermittent mode)
- **Power Source:** Corded Electric
- **Wattage:** 10 watts



- **Product Dimensions:** 4"L x 4"W x 5.5"H
- **Item Weight:** 10.2 ounces
- **Special Feature:** Portable, Auto Shut-off, 7 Color LED Lights, Remote Control
- **Recommended Uses:** Home, Office, Bedroom, Spa, Kitchen
- **UPC:** 661757859541, 665059926802, 657631587396

## Baby Safe & eco-friendly

- ☒ 100% BPA free, it contains no harmful material and safe option for pregnant woman, babies.
- ☒ PP build, it won't corroded by any essential oils you used.



Image: A Diffuserlove diffuser shown with a mother and baby, highlighting its BPA-free and eco-friendly PP material construction, making it safe for families.

## Advanced Ultrasonic Technology Leave your home smelling clean and fresh



Image: An illustration detailing the benefits of the diffuser's advanced ultrasonic technology, including skin moisture, mood lift, removal of dust, air purification, and 7-color night light function.

### WARRANTY AND SUPPORT

Diffuserlove products are manufactured with quality and performance in mind. For any issues or inquiries regarding your product, please contact Diffuserlove customer support.

While specific warranty details are not provided in this manual, please retain your proof of purchase for any warranty claims. For support, visit the official Diffuserlove store on Amazon or contact their customer service directly.

[Visit the Diffuserlove Store on Amazon](#)