

astrum SW150

Astrum SW150 Wireless Bluetooth Smart Hybrid Sports Watch User Manual

Your guide to setting up, operating, and maintaining your Astrum SW150 Smart Hybrid Sports Watch.

1. INTRODUCTION

The Astrum SW150 is a rugged, military-style smart sports watch designed for an active lifestyle. It combines traditional watch functionality with smart features, offering notifications, activity tracking, and remote camera control. Its IP67 waterproof rating ensures durability in various environments.



Figure 1.1: The Astrum SW150 Smart Hybrid Sports Watch, showcasing its robust design and digital display.

2. WHAT'S IN THE BOX

Upon opening the package, ensure all components are present:

- Astrum SW150 Smart Hybrid Sports Watch
- User Manual (this document)



Figure 2.1: The Astrum SW150 Smart Hybrid Sports Watch in its transparent retail packaging, highlighting its design and key features.

3. SETUP GUIDE

3.1 Initial Activation

The Astrum SW150 comes with a pre-installed, long-life replaceable cell battery. No initial charging is required. The watch should power on automatically. If the display is blank, refer to the battery replacement section.

3.2 App Installation and Pairing

To unlock the full functionality of your smart watch, you need to install the dedicated smart app on your smartphone (Android or iOS).

1. **Download the App:** Search for the official Astrum smart watch app in your device's app store (Google Play Store for Android, Apple App Store for iOS).
2. **Enable Bluetooth:** Ensure Bluetooth is enabled on your smartphone.

3. **Open the App:** Launch the installed app on your phone.
4. **Pair Device:** Follow the on-screen instructions within the app to search for and connect to your Astrum SW150 watch. The watch's Bluetooth icon will typically appear on its display when ready for pairing.
5. **Synchronize:** Once paired, the watch will automatically synchronize time, date, and other settings with your phone.



Figure 3.1: The Astrum SW150 display showing Bluetooth connectivity and icons for various functions like steps, calories, calls, messages, and camera remote.

4. OPERATING INSTRUCTIONS

The Astrum SW150 features multiple buttons for navigation and function control. Familiarize yourself with their layout and purpose:



Figure 4.1: Front view of the Astrum SW150, highlighting the various buttons and their labels (Light, Mode, Start, Reset, Chime, Alarm, Chrono).

4.1 Button Functions

- **LIGHT:** Activates the backlight for improved visibility in low-light conditions.
- **MODE:** Cycles through different display modes (e.g., Time, Pedometer, Alarm, Stopwatch).
- **START:** Used to start/stop functions like the stopwatch or to confirm selections.
- **RESET:** Used to reset functions (e.g., stopwatch) or to navigate back in menus.
- **CHIME:** Toggles the hourly chime on/off.
- **ALARM:** Accesses and sets the alarm function.
- **CHRONO:** Directly accesses the stopwatch function.

4.2 Key Features and Usage

- **Notifications:** Once paired with your smartphone, the watch will display alerts for incoming calls, messages, and emails. Ensure app permissions are granted on your phone.
- **Pedometer & Calorie Tracker:** The watch automatically counts your steps and estimates calories burned

throughout the day. View these statistics by cycling through the modes using the **MODE** button.

- **Clock & Stopwatch:** The watch displays time and date. Use the **CHRONO** button to access the stopwatch for timing activities. Use **START** to begin/pause and **RESET** to clear.
 - **Alarm Function:** Set daily alarms to remind you of important events. Access via the **ALARM** button and use **START/RESET** to adjust settings.
 - **Camera Shutter Remote:** When connected to the app, you can use the watch as a remote shutter for your phone's camera. This feature is typically activated within the app's settings.
 - **Luminous Dial:** The watch features a luminous dial for enhanced visibility in dark conditions, in addition to the backlight.
-

5. MAINTENANCE

5.1 Cleaning Your Watch

To keep your watch in optimal condition:

- Wipe the watch case and strap regularly with a soft, damp cloth.
- For stubborn dirt, use a mild soap solution and rinse thoroughly with clean water.
- Avoid using harsh chemicals, solvents, or abrasive cleaners, as these can damage the watch's finish or seals.
- Ensure the watch is completely dry before wearing it again.

5.2 Water and Dust Resistance (IP67)

The Astrum SW150 is rated IP67, meaning it is dust-tight and protected against immersion in water up to 1 meter for 30 minutes. While it is resistant to splashes, rain, and brief immersion, it is not suitable for swimming, diving, or high-pressure water activities.

- Do not press any buttons while the watch is submerged in water.
- After exposure to saltwater, rinse the watch with fresh water and dry it thoroughly.
- Avoid exposing the watch to extreme temperature changes, which can affect its water resistance.

WATER & DUST RESISTANT



Figure 5.1: The Astrum SW150 demonstrating its IP67 water and dust resistance, suitable for various outdoor conditions.

5.3 Battery Replacement

The Astrum SW150 uses a long-life replaceable cell battery. When the battery is low or depleted, the display may dim or cease to function. Battery replacement should ideally be performed by a qualified technician to ensure the water resistance seal is maintained. Refer to the customer support section for service options.

6. TROUBLESHOOTING

If you encounter issues with your Astrum SW150, try the following solutions before seeking professional assistance:

Problem	Possible Cause	Solution
Watch display is blank or dim.	Low or depleted battery.	Replace the watch battery.

Problem	Possible Cause	Solution
Cannot pair with smartphone.	Bluetooth off on phone; watch not in pairing mode; app issue.	Ensure phone Bluetooth is on. Restart watch and phone. Reinstall app. Forget device in phone's Bluetooth settings and try pairing again.
Notifications not appearing.	App permissions not granted; app not running in background; watch not connected.	Check app permissions in phone settings. Ensure app is running. Verify Bluetooth connection.
Pedometer readings are inaccurate.	Improper wearing; sudden movements misinterpreted.	Ensure watch is worn snugly on the wrist. Calibrate pedometer via the app if available.
Buttons are unresponsive.	Temporary software glitch; debris.	Try pressing buttons firmly. Clean around buttons. If unresponsive, wait for battery depletion and replacement, or contact support.

7. SPECIFICATIONS

Detailed technical specifications for the Astrum SW150 Smart Hybrid Sports Watch:

Feature	Detail
Model Number	SW150
Brand	Astrum
Color	Black
Connectivity Type	Bluetooth
Wireless Communication Standard	Bluetooth
Operating System Compatibility	Android, iOS
Water Resistance	IP67 Standard (Dust-tight, protected against immersion up to 1m for 30 mins)
Special Features	Calorie Tracker, Notifications (Calls, Messages), Camera Remote, Pedometer, Clock/Stopwatch, Alarm
Battery Type	Built-in long-life replaceable Cell
Standby Time	Up to 6 months
Item Weight	150 g
Package Dimensions	17.8 x 7.7 x 7.7 cm

8. WARRANTY INFORMATION

The Astrum SW150 Smart Hybrid Sports Watch comes with a**6-month warranty** from the date of purchase. This warranty covers manufacturing defects under normal use. It does not cover damage caused by misuse, accidents, unauthorized repairs, or normal wear and tear. Please retain your proof of purchase for warranty claims.





9. CUSTOMER SUPPORT

For further assistance, technical support, or warranty claims, please contact Astrum customer service. You can find contact information and additional resources on the official Astrum website or through the retailer where you purchased the product.

Visit the [Astrum Store on Amazon.in](#) for more information and product updates.

© 2024 Astrum. All rights reserved. Product specifications are subject to change without notice.

Related Documents - SW150

	<p>Astrum MZ PRO Bluetooth Headset User Manual</p> <p>Comprehensive user manual for the Astrum MZ PRO Hybrid ANC Bluetooth Headset, detailing setup, operation, features like Active Noise Cancellation (ANC), Bluetooth connectivity, wired connection, product specifications, care instructions, and troubleshooting.</p>
	<p>Astrum MZ PRO Bluetooth Headset User Manual</p> <p>Comprehensive user manual for the Astrum MZ PRO Hybrid ANC Bluetooth Headset, detailing setup, operation, features like Active Noise Cancellation (ANC), Bluetooth connectivity, wired connection, product specifications, care instructions, and troubleshooting.</p>
	<p>i-PRO WV-CW6SA WV-QDC505C Dome Cover Installation Instructions</p> <p>Detailed installation instructions for the i-PRO WV-CW6SA smoke type dome cover and WV-QDC505C clear type dome cover. Includes specifications, precautions, and standard accessories for compatible camera models.</p>
	<p>IT Computers May 2025 Catalogue: Laptops, PCs, Peripherals & More</p> <p>Discover the latest deals and offers from IT Computers for May 2025. Find great prices on laptops, desktops, monitors, printers, networking gear, software, and accessories.</p>



Cost to Cost Computer Price List - September 2015

Documents - astrum – SW150

[ComX Computers & Laptopdirect.co.za Price Guide: Electronics, Appliances, and Computer Hardware](#)

lang:en score:15 filesize: 4.84 M page_count: 1503 document date: 2021-10-01