

Gillette Fusion ProGlide

Gillette Fusion ProGlide Razor User Manual

Brand: Gillette | Model: Fusion ProGlide (ASIN: B07DZYGDSF)

INTRODUCTION

The Gillette ProGlide men's razor with FlexBall technology is engineered to provide an exceptionally close and comfortable shave by adapting to your facial contours. It features 5 anti-friction blades designed for a smooth glide and a shave you can barely feel. An integrated precision trimmer on the back allows for precise styling and reaching difficult areas. The enhanced Lubrastrip provides increased comfort and glide, fading in color to indicate when an optimal shave is no longer being achieved. Soft microfins gently stretch and smooth the skin, preparing hairs for a close shave, while a microcomb helps guide hairs towards the blades. The ProGlide razor utilizes Gillette's sharpest blades (first 4 blades) to effortlessly capture virtually every hair. One razor blade refill is designed to last up to one month of shaves. All ProGlide blade refills are compatible with all Gillette 5-blade razor handles (excluding GilletteLabs).



Figure 1: Gillette Fusion ProGlide Razor with Handle and 4 Blade Refills.

SETUP AND FIRST USE

Your Gillette Fusion ProGlide razor comes with one handle and multiple blade refills. Follow these steps for initial setup:

1. **Unpack Components:** Carefully remove the razor handle and blade refills from the packaging.
2. **Attach a Blade:** Hold the razor handle firmly. Align a new blade refill with the connector on the handle and push until it clicks securely into place. Ensure the blade is facing the correct direction for shaving.
3. **Prepare for Shave:** Before shaving, wet your skin and apply a shaving gel or foam to create a rich lather. This helps to soften the hair and provide a protective layer for a smoother glide.

LARGER LUBRICATION STRIP for a smoother glide*



*vs previous Fusion5 Proglide Base

Figure 2: Attaching a Blade Refill to the Handle.

OPERATING INSTRUCTIONS

The Gillette Fusion ProGlide razor is designed for optimal performance and comfort. Familiarize yourself with its key features for the best shaving experience:

- **FlexBall Technology:** The handle's FlexBall technology allows the razor head to pivot and respond to the contours of your face, maintaining maximum contact with the skin for a close shave, even in tricky areas.



FLEXBALL TECHNOLOGY

that adapts
to face contours



Figure 3: FlexBall Technology for Contour Adaptation.

- **5 Anti-Friction Blades:** The razor features five closely spaced, anti-friction blades that reduce tug and pull, providing a smooth and comfortable shave with minimal irritation. These are Gillette's sharpest blades (first 4 blades) for effortless hair removal.



UPGRADED PROBLADES for a more comfortable shave*

*vs. Fusion5



Figure 4: Upgraded 5 ProBlades for Comfort.

- **Enhanced Lubrastrip:** An improved Lubrastrip (compared to Fusion5) is located above the blades. It releases lubricants during shaving to enhance glide and comfort. The strip will fade from green to white when it's time to consider replacing the blade.

LARGER LUBRASTRIP^{*}

adds comfort and glide



^{*}vs. Fusion5

Figure 5: Enhanced Lubrastrip for Smoothness.

- **Precision Trimmer:** On the back of the blade cartridge, there is a single precision trimmer blade. This is ideal for shaving hard-to-reach areas like under the nose, sideburns, and for precise facial hair styling.



Figure 6: Using the Precision Trimmer.

Shave with light, even strokes. Rinse the blades frequently during shaving to prevent clogging and maintain optimal performance.

MAINTENANCE

- **Cleaning:** After each use, rinse the razor head thoroughly under running water to remove hair and shaving cream residue. Do not tap the razor against the sink or wipe the blades, as this can damage the precision components.
- **Storage:** Store your razor in a dry place to prolong blade life. Consider using a razor stand or holder to keep the blade elevated and air-dry.
- **Blade Replacement:** Replace the blade refill when the Lubrastrip fades to white, or when you notice reduced performance or discomfort during shaving. One blade refill is designed to last up to one month of shaves, based on typical usage.

TROUBLESHOOTING

Problem	Possible Cause	Solution
---------	----------------	----------

Problem	Possible Cause	Solution
Razor feels dull or pulls hair	Blade is worn out.	Replace with a new Gillette Fusion ProGlide blade refill.
Skin irritation or razor burn	Insufficient lubrication, dull blade, or improper shaving technique.	Ensure ample shaving gel/foam. Replace blade if dull. Use light, even strokes and shave in the direction of hair growth.
Razor head does not pivot smoothly	Hair or debris buildup in the FlexBall mechanism.	Rinse the razor head thoroughly under strong running water to clear any obstructions.

SPECIFICATIONS

Brand: Gillette

Model: Fusion ProGlide

ASIN: B07DZYGDSF

GTIN/UPC: 047400665811

Number of Blades: 5 (on each cartridge)

Unit Count: 1 Handle + 4 Blade Refills

Product Dimensions: 3.82 x 6.38 x 1.85 inches

Product Weight: 0.48 ounces

Skin Type Compatibility: All

Manufacturer: Procter & Gamble - HABA Hub

Country of Origin: Mexico


WARRANTY AND SUPPORT




For specific warranty information, product support, or to contact customer service, please refer to the official Gillette website or the contact information provided on the product packaging. General return policies are typically handled by the retailer where the product was purchased.

An official Instructions for Use (IFU) document in PDF format may also be available from the manufacturer or retailer for additional details.

© 2025 Gillette. All rights reserved.

Related Documents - Fusion ProGlide

<div><p>HOW TO SHAVE YOUR FACE: A GUIDE TO MEN'S SHAVING</p><p>For every day, and even on the most important days, a smooth, comfortable shave is essential. Gillette's Fusion ProGlide razor is designed to give you the closest, most comfortable shave ever. The razor's five blades are designed to cut hair without irritating your skin. The razor's FlexBall head pivots to follow the contours of your face, ensuring a smooth, comfortable shave every time. For more information, visit www.gillette.com.</p><p>1. Step 1</p></div>	<p>How to Shave Your Face: A Guide to Men's Shaving</p> <p>A comprehensive guide to achieving a smooth, comfortable shave with expert tips on hydration, shaving cream application, blade care, shaving techniques, and post-shave care for men, featuring Gillette products.</p>
--	---

	<p>Gillette Fusion ProGlide Styler: Beard Grooming Instructions for Four Styles</p> <p>Learn how to achieve four distinct beard styles – Anchor Beard, Semi-Kempt Scruff, 5 O'Clock Shadow, and The Chevron – with step-by-step instructions using the Gillette Fusion ProGlide Styler.</p>
	<p>Gillette Razor and Blade Compatibility Guide FAQs & Tips</p> <p>Find answers to common questions about Gillette razors and blades, including compatibility charts, power razor features, subscription services, recycling, and shaving tips.</p>
	<p>Braun MGK 3080 Grooming Kit User Manual and Safety Guide</p> <p>This comprehensive user manual provides detailed instructions for the Braun MGK 3080 grooming kit. It covers safety precautions, product description, charging, usage for beard trimming, hair clipping, precision styling, ear/nose trimming, and body grooming, as well as cleaning, maintenance, battery removal, and warranty information for both the USA and Canada. Available in English, French, and Spanish.</p>