

## ATOTO A5LG2A7T

# ATOTO A5LG2A7T 7-inch Android Double Din Car Stereo Instruction Manual

Model: A5LG2A7T

## 1. PRODUCT OVERVIEW

---

The ATOTO A5LG2A7T is a 7-inch Android Double Din Car Stereo designed to enhance your in-car entertainment and connectivity. It features a responsive IPS touchscreen, Android operating system, and supports various connectivity options including Wireless CarPlay and Android Auto.



Image 1.1: Front view of the ATOTO A5LG2A7T car stereo.



Image 1.2: The 7-inch HD IPS display offers clear viewing from various angles and supports phone mirroring for expanded display options.

## 2. SETUP AND INSTALLATION

### 2.1 Dimensions and Fit

The ATOTO A5LG2A7T is a standard double-DIN head unit. Ensure your vehicle's dashboard opening is compatible with the following dimensions:

- **Front Panel:** 172mm (6.7") width x 97mm (3.8") height
- **Chassis:** 178mm (7") width x 100mm (3.9") height x 102mm (4") depth

A tolerance of  $\pm 1$ mm applies to the given dimensions. For specific vehicle compatibility and required accessories, consult the 'Search By Vehicle' tool on the ATOTO website.

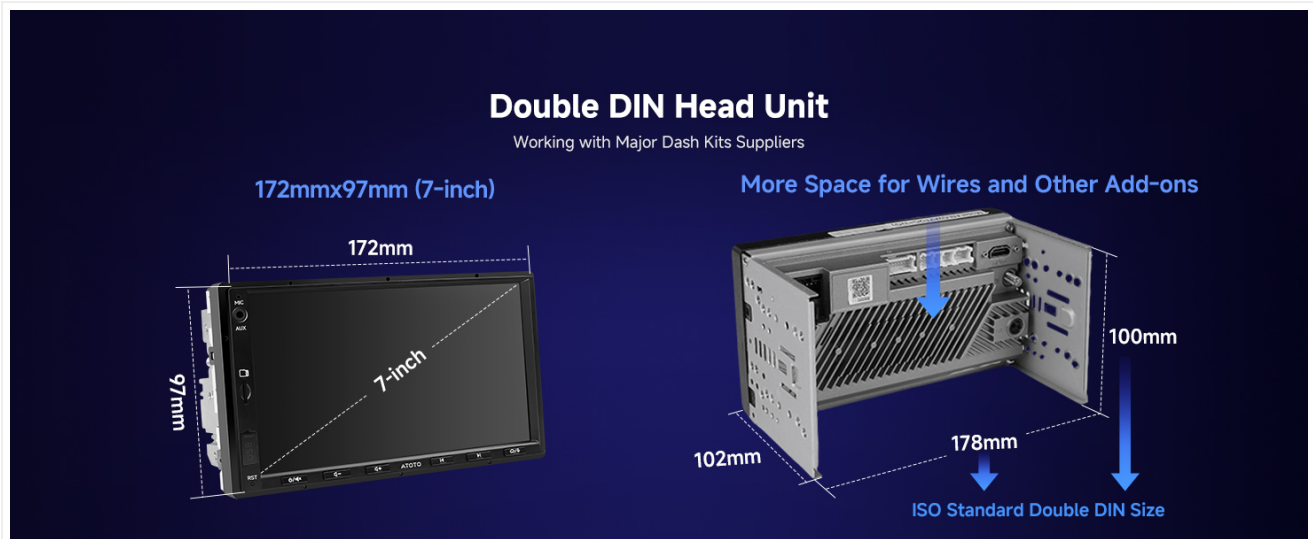


Image 2.1: Detailed dimensions of the ATOTO A5LG2A7T head unit.

### 2.2 What's in the Box

The package includes the following components:

- ATOTO A5LG2A7T Car Stereo
- AC-HD01LR Rear Camera (included)
- Power Cable
- Rear Camera Input Cable
- RCA Connector
- USB External Storage Cable
- GPS Antenna
- Double-DIN Brackets
- Mounting Screws
- Installation Frame
- ISO Connector (A/B)
- Product Core Online Support Card
- Quick Guides



Image 2.2: Components included with the ATOTO A5LG2A7T car stereo.

### 3. CONNECTIVITY

#### 3.1 Internet Access

The ATOTO A5LG2A7T offers multiple options to stay connected online:

- **Wi-Fi Hotspot:** Connect to your phone's hotspot or a dedicated Wi-Fi device.
- **Bluetooth Tethering:** Share your phone's internet connection via Bluetooth.
- **USB Tethering:** Connect your phone via USB to provide internet access.



Image 3.1: Visual representation of Wi-Fi Hotspot, Bluetooth Tethering, and USB Tethering options.

#### 3.2 Wireless CarPlay & Android Auto

Enjoy seamless integration with your smartphone using Wireless CarPlay and Android Auto. This allows you to access navigation, music, messages, and phone calls directly from the car stereo's display.

- **Wireless Connection:** Connect your compatible iPhone or Android device wirelessly.
- **Wired Connection:** USB connection is also supported for CarPlay and Android Auto.

Note: When Wi-Fi is actively used for Wireless CarPlay or Android Auto, USB tethering can be used to keep other Android apps online.



Image 3.2: The car stereo supports both Wireless CarPlay and Android Auto for smartphone integration.

## 4. OPERATING INSTRUCTIONS

### 4.1 Voice Control (DriveChat AI)

The DriveChat GenAI Assistant, powered by ChatGPT, offers natural voice interaction for controlling BT IoT devices and performing on-unit actions. This hands-free intelligent assistant helps you stay focused on the road.

- **Voice Commands:** Use voice commands for various functions, such as turning on WRC or setting ambient brightness.
- **AI Interactions:** Engage in real conversations and receive informational responses.
- **Ongoing Updates:** AI features are continuously improved through OTA and DriveChat app updates.

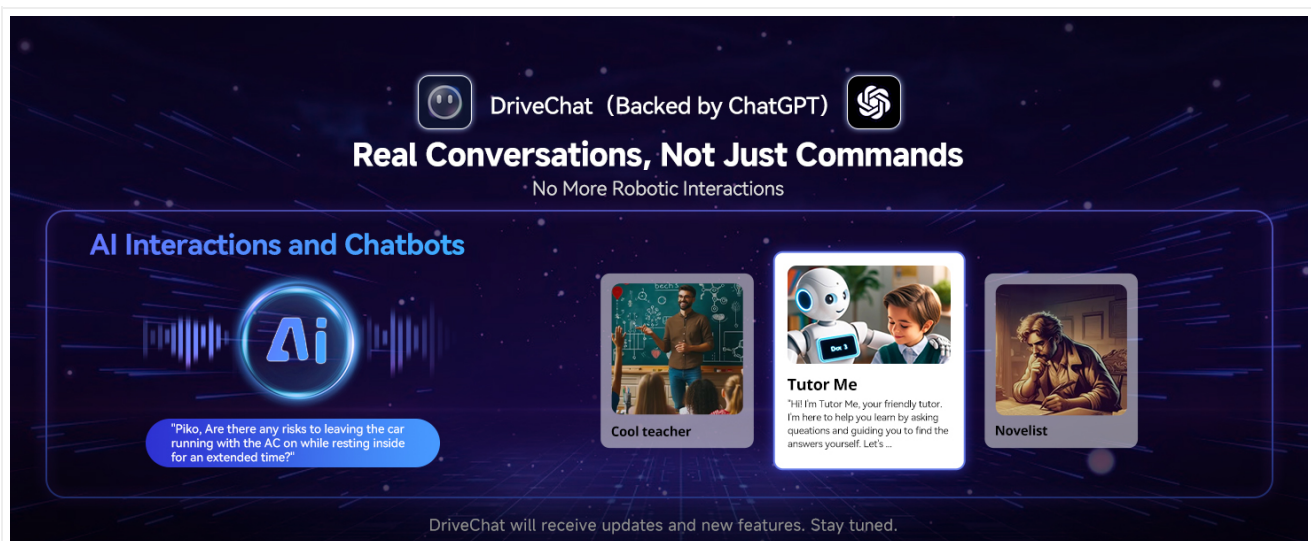


Image 4.1: The DriveChat AI assistant allows for voice-first control and interaction.



Image 4.2: DriveChat provides informative responses to spoken queries, enhancing safety and convenience.

## 4.2 Audio Features (DSP)

The built-in Digital Signal Processor (DSP) allows for extensive audio customization:

- **24-Band EQ:** Fine-tune your sound with 24 adjustable frequency bands and 9 presets.
- **Time Alignment:** Adjust sound delays to ensure every note reaches your ears in harmony.
- **HPF/LPF Crossovers:** Optimize speaker performance by setting high-pass and low-pass filters.
- **Built-in Amplifier:** Features a peak output of 4x45W and an RMS of 4x24W to power your speakers.



Image 4.3: The Pro DSP offers 24-band customization, time alignment, and crossover settings for superior audio quality.

## 4.3 Navigation and GPS Tracking (TrackHU)

The TrackHU GPS app provides comprehensive vehicle tracking and navigation features:

- **Live Location:** Monitor your vehicle's live position.
- **Route History:** Review past routes and travel data.
- **Geofence Alerts:** Receive notifications when the vehicle enters or exits predefined areas.
- **Flexible Refresh Rate:** Real-time tracking with refresh rates up to 45 times per second.

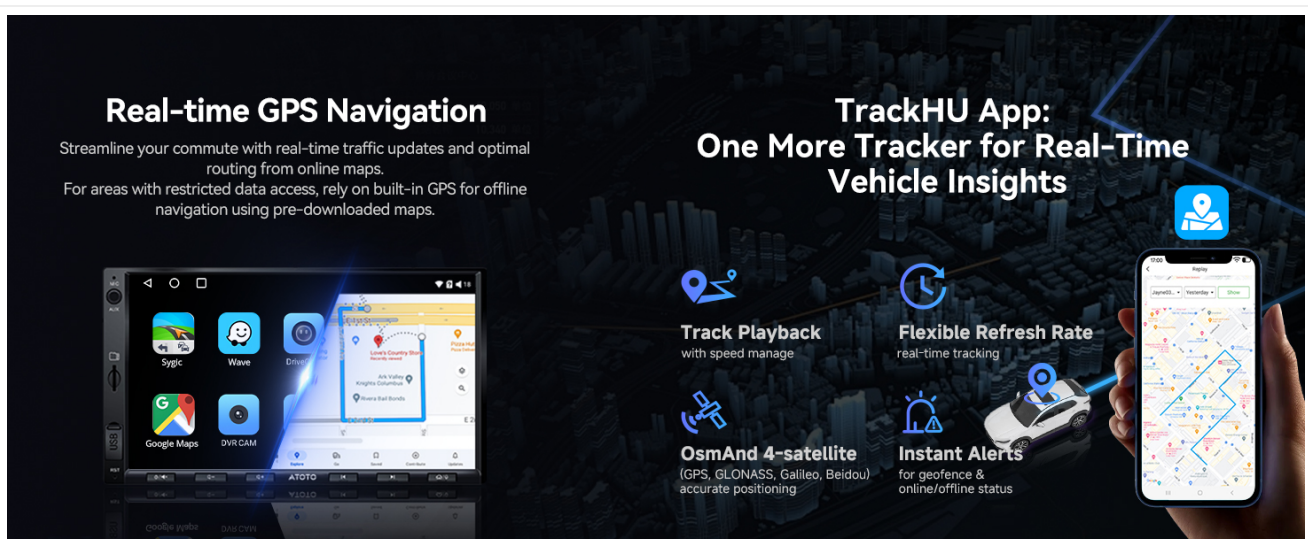


Image 4.4: TrackHU app provides real-time GPS tracking, route history, and geofence alerts.

## 4.4 Rear View Camera

The included AC-HD01LR rear-view camera provides a clear 720P AHD image with a wide 140° angle, minimizing blind spots and assisting with parking maneuvers. The 7-inch screen enhances the rear view experience.



Image 4.5: The included AC-HD01LR camera provides crisp 720P clarity for enhanced rear-view vision.

## 4.5 Bluetooth and Automatic Screen Unlock

The Bluetooth system allows for seamless connection to other Bluetooth devices for music playback and phone calls. The automatic screen unlock feature provides convenience by unlocking the screen when your paired phone is nearby, eliminating the need for manual passwords.

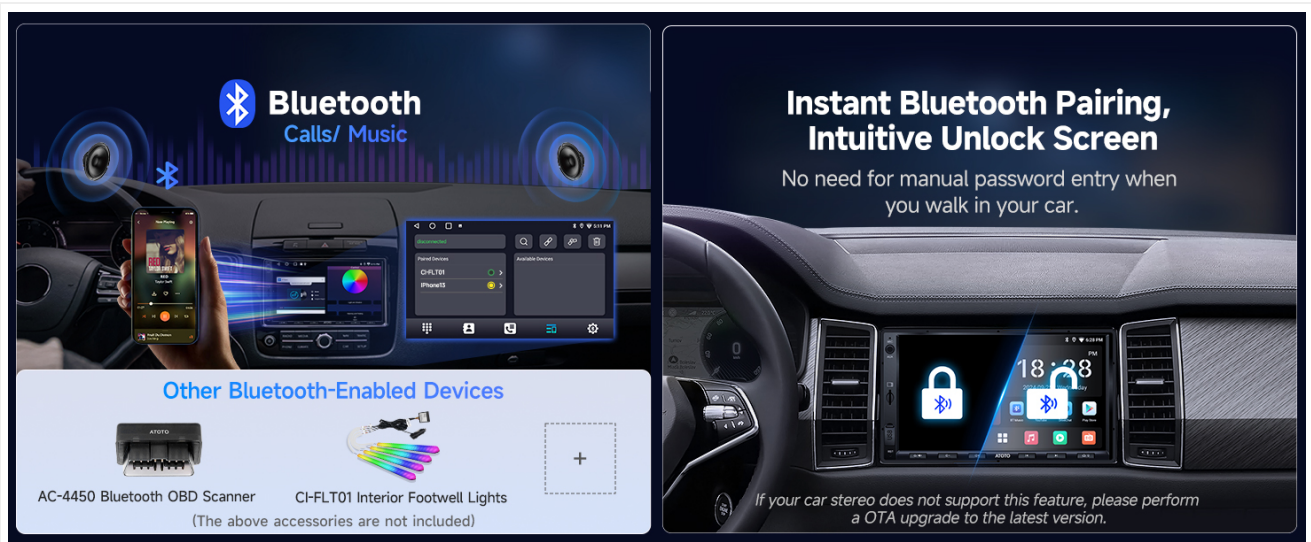


Image 4.6: Bluetooth connectivity and automatic screen unlock for effortless access.

## 4.6 HDMI Output

The HDMI Out feature allows video output to external screens, such as headrest monitors or visor screens, for passenger entertainment. Note that HDMI Out is video-only; audio remains on the head unit.

## 4.7 Physical Key Customization

The physical keys on the car stereo can be customized to perform multiple functions. Each button supports both short and long presses, allowing for personalized control. Refer to the system settings for physical key learning

options.

## 4.8 Split Screen Functionality

The split-screen feature enables you to run two applications simultaneously on the car stereo's display. For example, you can use navigation on one side while playing music or watching a video on the other.

## 5. MAINTENANCE

---

### 5.1 OTA Firmware and App Updates

ATOTO provides ongoing firmware updates via Over-The-Air (OTA) to ensure smooth performance, stability, and new features. Frequent app updates are also available to keep your system current and address any software issues.



Image 5.1: The ATOTO A5LG2A7T receives regular OTA updates for continuous improvement.

## 6. TROUBLESHOOTING

---

If you encounter any issues with your ATOTO A5LG2A7T car stereo, consider the following general troubleshooting steps:

- **Restart the device:** A simple restart can often resolve minor software glitches.
- **Check connections:** Ensure all cables (power, USB, camera) are securely connected.
- **Update firmware:** Verify that your device is running the latest firmware version via OTA updates.
- **Consult online resources:** ATOTO provides comprehensive online guides and self-help resources.
- **Contact support:** If the issue persists, reach out to ATOTO customer support for assistance.

## 7. SPECIFICATIONS

---

Feature	Detail
Brand	ATOTO
Model Number	A5LG2A7T
Display Size	7-inch
Display Type	IPS Touchscreen (1280x720)
Operating System	Android
RAM + ROM	2GB RAM + 32GB ROM
Connectivity Technology	Auxiliary, Bluetooth, USB, Wi-Fi
Wireless Features	Wireless CarPlay, Wireless Android Auto

Audio Output Mode	Stereo
Output Wattage	196 Watts (4x45W Peak, 4x24W RMS)
Special Features	Built-in DSP, Rear View Camera Included, Wi-Fi/Bluetooth/USB Tethering, Gemini&ChatGPT AI, GPS Tracking
Control Method	App, Remote, Touch, Voice
Supported Internet Services	Browser, Netflix, Pandora, Prime Video, Spotify, YouTube

## 8. WARRANTY AND SUPPORT

The ATOTO A5LG2A7T comes with a 12-month warranty from the date of purchase, with an option for an extended 6-month care period. ATOTO is committed to providing excellent customer support and frequent updates.

- **Product Care:** 12 + 6 months extended care.
- **OTA Updates:** Regular firmware updates are provided to maintain optimal performance and introduce new features.
- **Support Resources:** Access online guides, self-help tools, and fast support through your order center or the ATOTO support channels.

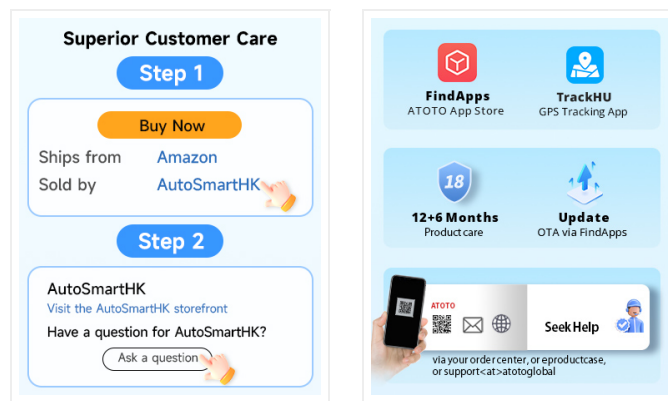


Image 8.1: Steps to access customer support and resources.

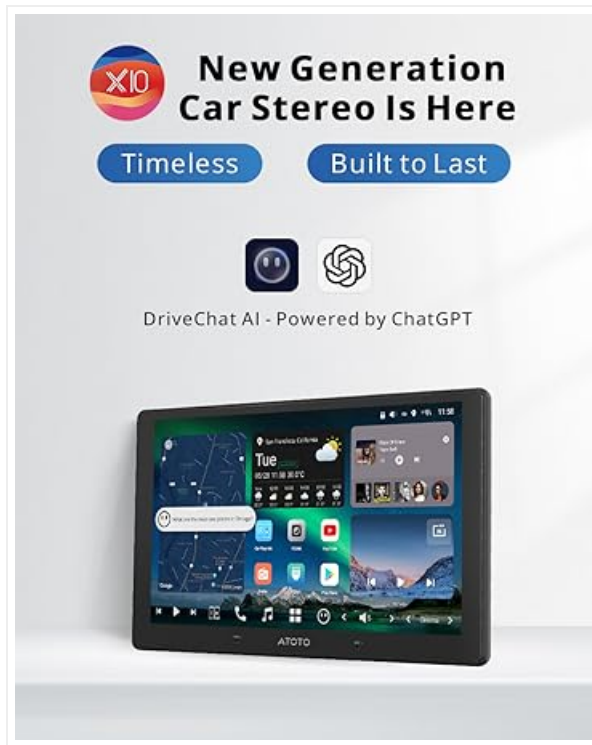


Image 8.2: Overview of ATOTO apps, product care, and update mechanisms.

## 9. FEATURES OVERVIEW VIDEO

---

Watch this official video for a comprehensive overview of the ATOTO A5LG2A7T car stereo's features and functionalities.

Video 9.1: Official product video demonstrating the ATOTO A5LG2A7T 7-inch IPS Android Double Din Car Stereo with Backup Camera. This video highlights features such as Android OS, app compatibility, internet connectivity, CarPlay/Android Auto, phone mirroring, DSP audio customization, GPS tracking, Bluetooth functions, automatic screen unlock, physical key customization, rear-view camera capabilities, and OTA updates.