

Alfi Kugel 115922094

Alfi Kugel Insulated Carafe User Manual

Model: Kugel (115922094)

- [Product Overview](#)
- [Safety Information](#)
- [Setup](#)
- [Operating Instructions](#)
- [Care & Maintenance](#)
- [Troubleshooting](#)
- [Specifications](#)
- [Warranty & Support](#)

1. PRODUCT OVERVIEW

The Alfi Kugel Insulated Carafe, designed by Ole Palsby, is engineered for optimal temperature retention and ease of use. Its spherical design maximizes internal capacity while maintaining a compact form factor. This carafe is ideal for keeping beverages hot or cold for extended periods.



Figure 1.1: The Alfi Kugel Insulated Carafe in Dark Blue Mat finish, shown alongside its product packaging. The design emphasizes both aesthetics and functionality.



Figure 1.2: The Alfi Kugel Insulated Carafe positioned on a wooden side table, demonstrating its suitability for home or office environments. A cup of tea and a book are also visible.

Key Features:

- **Premium Insulation Performance:** Keeps contents hot for up to 12 hours and cold for up to 24 hours.
- **Leak-Proof Screw Cap:** Ensures secure sealing to prevent spills.
- **BPA-Free Construction:** Made from materials free of Bisphenol A for healthy beverage consumption.
- **Practical One-Hand Operation:** Designed for easy pouring with a single hand.
- **Hygienic Tempered Glass Insert:** Provides excellent insulation and is easy to clean.
- **Timeless Design:** Aesthetically pleasing spherical shape by designer Ole Palsby.

2. SAFETY INFORMATION

Please read all safety instructions carefully before using the Alfi Kugel Insulated Carafe. Failure to follow these instructions may result in injury or damage to the product.

- **Hot Liquids:** Exercise extreme caution when handling hot liquids. The carafe's exterior may remain cool, but contents will be very hot.
- **Glass Insert:** The carafe contains a delicate glass inner liner. Avoid dropping the carafe or subjecting it to sudden

impacts, which could cause the glass to break.

- **Do Not Microwave:** Never place the carafe in a microwave oven.
- **Do Not Freeze:** Do not place the carafe in a freezer, as this can damage the glass insert.
- **Not for Carbonated Beverages:** Do not use the carafe for carbonated drinks, as pressure buildup can cause the lid to eject forcefully.
- **Keep Out of Reach of Children:** Store the carafe, especially when filled with hot liquids, out of reach of children.
- **Hand Wash Only:** This product is not dishwasher safe. Refer to the "Care & Maintenance" section for cleaning instructions.

3. SETUP

Before first use, follow these steps to prepare your Alfi Kugel Insulated Carafe:

1. **Unpack:** Carefully remove the carafe and all components from its packaging. Inspect for any damage.
2. **Initial Cleaning:** Wash the carafe's interior and exterior thoroughly with warm water and a mild dish soap. Rinse completely.
3. **Dry:** Allow all parts to air dry completely before assembly or storage.




schöne Verpackung, ideal zum Verschenken
beautiful packaging, ideal for gifting

Figure 3.1: The Alfi Kugel Insulated Carafe's packaging, designed for protection and presentation. Ensure all components are present upon unboxing.

4. OPERATING INSTRUCTIONS


Filling the Carafe:

1. **Pre-heat/Pre-cool (Optional):** For best insulation performance, pre-heat the carafe with hot water for 5-10 minutes before adding hot beverages, or pre-cool with cold water/ice for cold beverages. Discard the water before filling.
2. **Open Lid:** Unscrew the cap by turning it counter-clockwise.
3. **Pour Liquid:** Carefully pour your desired beverage into the carafe. Do not overfill; leave approximately 1 inch (2.5 cm) of space from the top to allow for the lid.
4. **Secure Lid:** Screw the cap back on clockwise until it is tightly sealed. Ensure the cap is properly aligned to prevent leaks.



isoliert mit hygienischem Hartglaseinsatz
insulated by hygienic glass insert

Figure 4.1: Top view of the carafe with the lid removed, revealing the hygienic tempered glass insert. This insert is crucial for insulation.



absolut dichtschießender Drehverschluss absolutely tight screw stopper

Figure 4.2: Top view of the carafe with the screw cap securely in place, demonstrating the tight seal for leak prevention.

Pouring from the Carafe:

The Alfi Kugel carafe features a practical one-hand pouring mechanism.

1. **Tilt and Pour:** Simply tilt the carafe to pour. The integrated pouring mechanism in the lid will open automatically.
2. **Return to Upright:** Return the carafe to an upright position to close the pouring mechanism and maintain insulation.

5. CARE & MAINTENANCE

Proper care will extend the life and performance of your Alfi Kugel Insulated Carafe.

- **Hand Wash Only:** The carafe is **not dishwasher safe**. Wash all parts by hand using warm water and mild dish soap.
- **Cleaning the Interior:** Use a bottle brush to clean the interior thoroughly. For stubborn stains or odors, a mixture of warm water and a teaspoon of baking soda or white vinegar can be used. Rinse thoroughly afterwards.
- **Cleaning the Exterior:** Wipe the exterior with a soft, damp cloth. Do not use abrasive cleaners or scouring pads, as they can damage the finish.
- **Drying:** Ensure all parts are completely dry before reassembling or storing to prevent mold or mildew growth. Store

with the lid slightly ajar to allow air circulation.

- **Avoid Harsh Chemicals:** Do not use bleach or chlorine-based cleaners, as they can damage the glass liner and seals.

6. TROUBLESHOOTING

If you encounter issues with your Alfi Kugel Insulated Carafe, refer to the following common problems and solutions:

Problem	Possible Cause	Solution
Liquid does not stay hot/cold for stated duration.	Lid not sealed properly; glass insert damaged; carafe not pre-heated/pre-cooled.	Ensure lid is screwed on tightly. Check for cracks in the glass insert (if visible). Pre-heat with hot water or pre-cool with cold water/ice before filling.
Carafe leaks when pouring or tilted.	Lid not sealed properly; seal ring damaged or missing.	Ensure lid is screwed on tightly and correctly aligned. Check the silicone seal ring inside the lid for proper placement and condition. Replace if damaged.
Unpleasant odor inside carafe.	Incomplete cleaning; residue buildup.	Clean thoroughly with warm water and baking soda/vinegar solution. Ensure carafe is completely dry before storage.
Glass insert appears cracked or broken.	Impact damage; thermal shock.	Discontinue use immediately. Contact Alfi customer support for replacement options. Do not attempt to repair.

7. SPECIFICATIONS

Detailed technical specifications for the Alfi Kugel Insulated Carafe:

Attribute	Detail
Brand	Alfi
Model Name	Kugel
Item Model Number	115922094
Capacity	0.94 Liters (approximately 31.8 Ounces)
Color	Dark Blue Mat
Material	Stainless Steel (outer), Glass (inner)
Product Dimensions	7.09"W x 8.15"H (170.5 mm x 204 mm)
Item Weight	564 Grams (1.24 pounds)
Insulation Performance	Keeps hot for 12 hours, cold for 24 hours
Cap Type	Screw Cap with one-hand pouring mechanism
BPA Free	Yes
Dishwasher Safe	No (Hand Wash Only)
Included Components	Carafe body, Lid

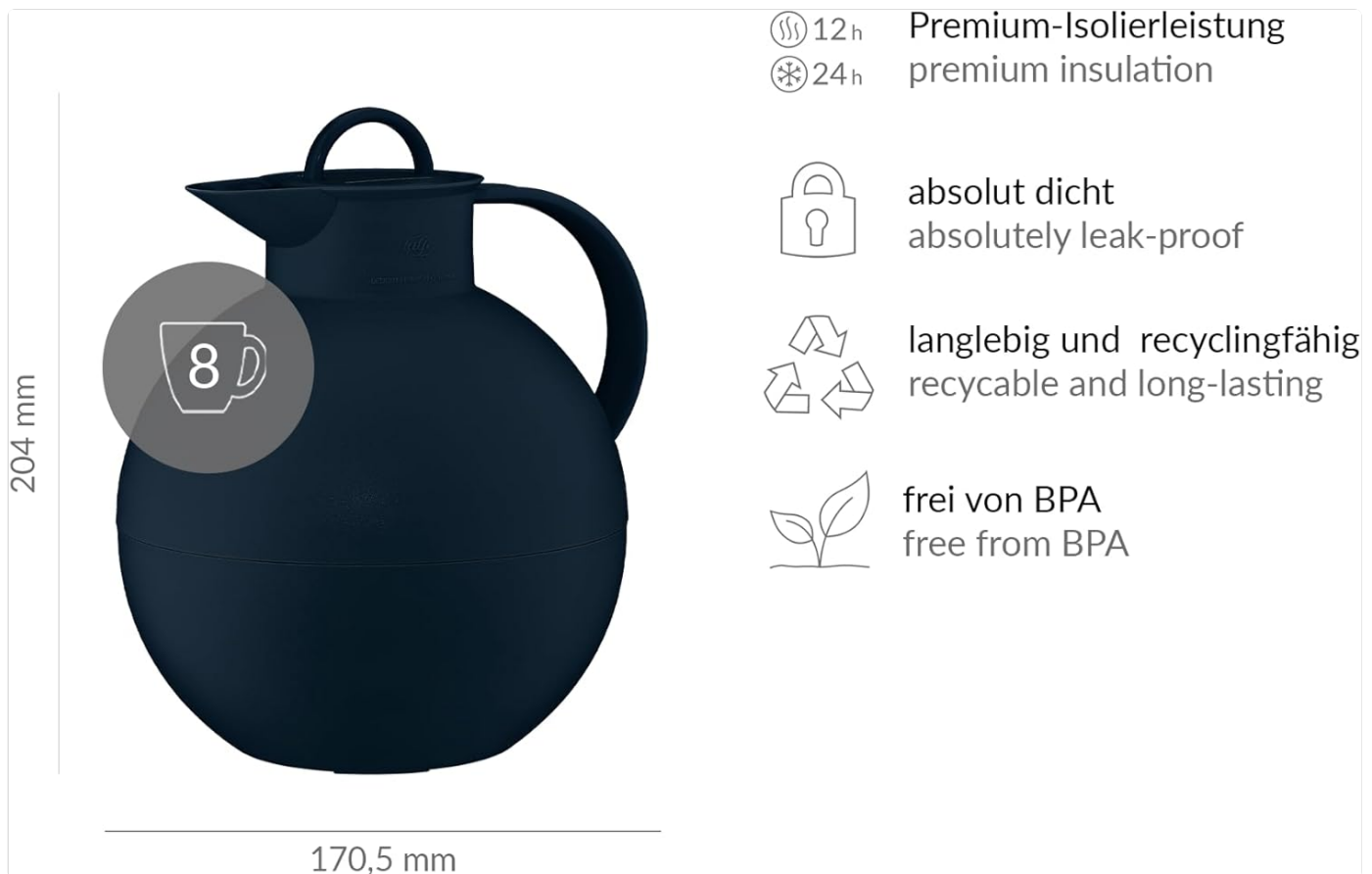


Figure 7.1: A visual representation of the Alfi Kugel carafe's dimensions and key features, including its premium insulation, leak-proof design, and BPA-free materials.

8. WARRANTY & SUPPORT

Alfi products are manufactured to high quality standards. For specific warranty information regarding your Alfi Kugel Insulated Carafe, please refer to the documentation included with your purchase or visit the official Alfi website.

Customer Support:

If you have questions, require assistance, or need to report an issue not covered in this manual, please contact Alfi customer support. Contact details can typically be found on the manufacturer's website or on the product packaging. For more information about Alfi and their product range, you may visit their official website www.alfi.de (Note: This is a general example, actual website may vary).



*Beautiful and functional accessories
for home and on the go.
Since 1914.*

Figure 8.1: The Alfi brand logo, representing a legacy of quality and design in household accessories since 1914.