

## Donner DST-100S

# Donner DST-100S Electric Guitar Kit

## INSTRUCTION MANUAL

### Setup

#### Unboxing and Components

The Donner DST-100S Electric Guitar Kit includes the 39-inch electric guitar, a portable amplifier, a 600D quality gig bag, capo, strap, extra string set, digital tuner, amplifier cable, and picks.



Donner DST-100S Electric Guitar Kit with all included accessories.

# ALL-IN-ONE BEGINNER ELECTRIC GUITAR KIT



**PORTABLE**

Mini Amp

**600D**

Nylon Oxford  
Guitar Bag



Item Storage



Anti-slip Design



H:3.35\*W:2.46\*L:4.74 in



Headphone



Aux In



Free Online  
Courses



Truss Rod, Wrench,  
and Whammy Bar



10 ft AWG24  
Guitar Cable



Quality  
Strap



Celluloid  
Picks



DT-04  
Digital Tuner



Capo



Extra  
String Set

Detailed view of the kit components including the guitar, gig bag, mini amp, strap, picks, tuner, capo, cable, and extra strings.

## Guitar Anatomy

The guitar features a Canadian maple neck with a 'C' shaped profile, purpleheart wood fingerboard, and a poplar solid body. It is equipped with H-S-S pickups for versatile sound.

# DONNER RIGHT HANDED ELECTRIC GUITAR

| Perfect for beginners



Front and back view of Donner electric guitar highlighting components like Canadian Maple neck, Poplar body, Purpleheart fretboard, and H-S-S pickups.

## Amplifier Setup

The kit includes a portable mini amplifier. During product updates, either the old or new version of the amplifier may be shipped. Both versions provide essential amplification for practice. The amp comes with an amp cord and has two-tone channels. It features easy controls, a compact size, a 1/8" auxiliary input jack for playing along with media, and a 1/8" headphone output jack for silent practice.





Professional slot,  
close to the strings



Hand-polished  
fretboard for smooth play



Precision machine  
heads for accurate tuning

Comparison of old and new models of the Donner mini amplifier.

## Initial Tuning

Use the included digital tuner (DT-04) to accurately tune your guitar strings before playing. Proper tuning is crucial for good sound and playability.

## Operating

### Basic Guitar Operation

The Donner electric guitar features two classic Single-coil pickups and one powerful 203S Humbucker pickup. Use the 5-way pickup switch and the two tone and one volume controls to select your desired sound. This H-S-S configuration is suitable for various musical styles.

# H-S-S PICKUPS

Rich and warm sound with balanced tones and luscious mid frequencies.



5-Way Switch



Durable and Stable Bridge

Close-up of H-S-S pickups with 5-way switch and durable bridge.

# RANDOM DELIVERY IN TWO MODELS

During the product appearance update,  
the old and new versions will be shipped randomly



Old Edition



New Edition

Close-up of guitar neck showing C-shape, hand-polished fretboard, and precision machine heads.

## Playing Techniques

This section covers fundamental guitar playing techniques. It includes understanding power chords and open chords, focusing on proper hand placement and reach. Learn about organizing music into bars and expanding your chord vocabulary. The manual also introduces muting techniques, such as holding strings without pressure for a percussive sound, and palm muting, which acts as a volume control by gently resting the side of your hand on the bridge. Practice these techniques with basic chords like E minor. Additionally, learn the C major chord, a common chord in many songs, and how to play it in different voicings to achieve fuller sounds. The manual also introduces the G major chord and discusses various ways to play it. Practice chord progressions, such as C-G-E minor-G, focusing on rhythm and timing. Use a metronome or count aloud to maintain a steady beat, even if you need to slow down. Prioritize consistent rhythm over perfect chord changes initially.

## Maintenance

### General Care

Regularly wipe down your guitar with a soft, clean cloth to remove dust and fingerprints. Avoid exposing the guitar to extreme temperatures or humidity changes, as this can affect the wood and overall playability.

### String Replacement

Strings should be replaced periodically as they wear out, lose their tone, or break. Refer to online resources or a professional for detailed instructions on how to properly replace guitar strings. The kit includes an extra set of strings.

### Truss Rod Adjustment

The truss rod, located inside the guitar neck, helps adjust the neck's curvature. If you experience fret buzz or high action, the truss rod may need adjustment. It is recommended to consult a professional or refer to detailed guides for proper adjustment using the included truss rod wrench.

## Troubleshooting

### Common Issues and Solutions

#### Fret Buzz

Check string height and neck relief. Minor adjustments can often resolve this. If persistent, consult a professional.

#### Poor Intonation

If notes played at the 12th fret do not match the open string an octave higher, intonation needs adjustment. This can be done at the bridge saddles. Refer to detailed guides or a professional.

#### Guitar Not Staying in Tune

Ensure strings are properly stretched after replacement. Check tuning machine heads for looseness. Extreme temperature changes can also affect tuning stability.

#### No Sound from Amplifier

Check all cable connections, ensure the guitar's volume knob is up, and verify the amplifier is powered on and charged (if applicable). Test with different cables or guitars to isolate the issue.

## Specifications

Feature	Specification
Item Weight	13.2 pounds
Product Dimensions	4.92 x 17.13 x 40.75 inches
Item model number	DST-100S



Batteries	1 CR2032 batteries required.
Back Material	Poplar Wood
Body Material	Poplar
Color Name	Sunburst
Fretboard Material	Purpleheart
Guitar Pickup Configuration	H-S-S
Scale Length	648
String Material	Nickel Plated
Top Material	poplar
Neck Material Type	Maple
Number of Strings	6
Guitar Bridge System	Guitar Single Swing Bridge
Size	39" Right Handed
Proficiency Level	All
Battery type	Lithium Polymer
Brand	Donner
Color	Sunburst
Hand Orientation	Right







## Warranty and Support

### Warranty Information

Donner products typically come with a manufacturer's warranty. Please refer to the official Donner website or your purchase documentation for specific warranty terms and conditions.

### Customer Support

For any technical assistance or product-related inquiries, please contact Donner customer support. They offer 24-hour global service. You can also refer to the comprehensive [User Guide \(PDF\)](#) available for download. The product also comes with a 30-Day Return and Exchange Policy.

	<p><a href="#">Donner Electric Guitar User Manual: Setup, Maintenance, and Playing Guide</a></p> <p>Official user manual for Donner electric guitars. Learn how to set up, maintain, tune, and play your Donner guitar with detailed instructions and diagrams. Includes guides on string changes, adjustments, and troubleshooting.</p>
	<p><a href="#">Donner DMT-01 Digital Metronome Tuner User Manual</a></p> <p>User manual for the Donner DMT-01 Digital Metronome Tuner, detailing its controls, functions, specifications, and usage for tuning instruments and setting metronome parameters.</p>
	<p><a href="#">Donner HUSH-I Silent Guitar User Manual - Setup, Tuning, and Specifications</a></p> <p>Comprehensive user manual for the Donner HUSH-I Silent Guitar. Learn about setup, assembly, tuning, string changing, power supply, specifications, and FCC compliance.</p>
	<p><a href="#">Donner DST-550 Electric Guitar: User Manual &amp; Setup Guide</a></p> <p>Comprehensive user manual for the Donner DST-550 Electric Guitar, covering setup, maintenance, tuning, and adjustments. Learn to play and care for your instrument.</p>
	<p><a href="#">Donner DT-1 Pedal Tuner - User Manual, Specifications, and Features</a></p> <p>Explore the Donner DT-1 Pedal Tuner with this comprehensive guide. Learn about its product interface, chromatic tuning capabilities, precise specifications, easy operation, and important usage notes. Ideal for guitarists and bassists seeking accurate tuning.</p>
	<p><a href="#">Donner Electric Guitar User Manual: Setup, Tuning, and Maintenance Guide</a></p> <p>Comprehensive user manual for Donner electric guitars, featuring the 'Create Your Music Moment' theme. Covers setup, string replacement, tuning, intonation, and maintenance. Includes safety guidelines. Visit <a href="https://donnermusic.com">donnermusic.com</a> for more.</p>