

Nerf ICS-8

Nerf N-Strike Elite Rukkus ICS-8 Blaster Instruction Manual

Brand: Nerf | Model: ICS-8

1. SAFETY INFORMATION

WARNING: CHOKING HAZARD - Small parts may be generated. Not for children under 3 years.

Always use official Nerf Elite darts. Do not modify darts or the blaster. Do not aim at eyes or face. Adult supervision is recommended for younger users.

2. WHAT'S IN THE BOX

- Nerf N-Strike Elite Rukkus ICS-8 Blaster with attached indexing clip
- 8 Nerf Elite Darts

3. SETUP

3.1 Loading Darts

1. Ensure the blaster is not primed.
2. Insert 8 Nerf Elite darts into the front of the attached indexing clip. The clip automatically indexes to the next dart as you load.



Figure 3.1: Inserting a dart into the blaster's indexing clip. The clip is designed for easy front-loading.

4. OPERATING THE BLASTER

4.1 Priming and Firing

1. Load darts as described in Section 3.1.
2. Grip the blaster firmly.
3. Pull the priming handle located on top of the blaster all the way back, then push it forward until it clicks into place. This action primes the blaster and advances the clip.
4. Aim at your target (avoiding eyes and face).
5. Pull the trigger to fire a dart.
6. To fire another dart, repeat steps 3-5. The indexing clip automatically rotates to the next dart.



Figure 4.1: Demonstrating the Nerf Rukkus ICS-8 blaster in use, showing proper grip and aiming technique.

4.2 Official Product Demonstration

Your browser does not support the video tag.

Video 4.2: An official demonstration of the Nerf Elite Rukkus Blaster, showcasing its loading and firing mechanism. This video provides a visual guide to operating the blaster effectively.

5. MAINTENANCE

To ensure the longevity and optimal performance of your Nerf Rukkus ICS-8 blaster, follow these simple maintenance guidelines:

- Keep the blaster clean and free from dust and debris. Use a dry cloth to wipe down the exterior.
- Do not use water or cleaning solutions on the internal mechanisms.
- Store the blaster and darts in a cool, dry place away from direct sunlight.
- Inspect darts regularly for damage. Discard bent or torn darts as they can affect performance and potentially jam the blaster.

6. TROUBLESHOOTING

If you encounter issues with your Nerf Rukkus ICS-8 blaster, refer to the following common problems and solutions:

- **Darts not firing or firing weakly:**
 - Ensure the blaster is fully primed. The priming handle must be pulled back and pushed forward completely until it clicks.
 - Check if darts are properly loaded into the indexing clip.
 - Inspect darts for damage. Worn or damaged darts may not fire correctly. Replace with new, official Nerf Elite darts.
 - Ensure no foreign objects are obstructing the barrel or dart path.
- **Indexing clip not advancing:**
 - Verify that the priming handle is being operated fully and smoothly.
 - Check for any jammed darts or debris within the clip mechanism.
- **Blaster making unusual noises:**
 - This could indicate a dart jam or internal obstruction. Follow steps for clearing jams. If the issue persists, contact customer support.

If these steps do not resolve the issue, please contact Nerf customer support for further assistance.







7. SPECIFICATIONS

Feature	Detail
Product Dimensions	2.63 x 16 x 10.5 inches
Item Weight	1.34 pounds
Model Number	E2654 (ICS-8)
ASIN	B07DFCK1TD
Manufacturer Recommended Age	8 years and up
Dart Capacity	8 Darts (Indexing Clip System)
Manufacturer	Hasbro
Release Date	November 28, 2018

8. WARRANTY AND SUPPORT

For warranty information, product support, or to purchase additional accessories and darts, please visit the official Nerf website or contact Hasbro customer service. You can also find more information and products at the [Nerf Store on Amazon](#).

Related Documents - ICS-8

	<p>Nerf N-Strike Elite Strongarm Blaster: User Guide</p> <p>Official instructions for the Nerf N-Strike Elite Strongarm toy blaster. Learn how to load darts, fire single shots, and use the slam-fire feature for rapid firing. Includes safety warnings and product details.</p>
	<p>NERF ULTRA DORADO Blaster: Instructions and Safety Guide</p> <p>Official instructions for the NERF ULTRA DORADO blaster, including loading, firing, safety warnings, and troubleshooting. Learn how to use your NERF ULTRA DORADO safely and effectively.</p>
	<p>NERF N-Strike Elite AccuStrike FalconFire Blaster: Instructions and Features</p> <p>Official instructions and overview for the NERF N-Strike Elite AccuStrike Series FalconFire dart blaster, including how to load, fire, and store the toy. Features product details and safety information.</p>
	<p>Nerf Hyper Fuel-20 Blaster: Operation and Safety Guide</p> <p>Comprehensive guide for the Nerf Hyper Fuel-20 blaster, covering safe operation, loading, priming, firing, jam clearing, and storage. Includes essential safety warnings.</p>
	<p>Nerf Fortnite GL Rocket-Firing Blaster Assembly and Usage Guide</p> <p>Step-by-step instructions for assembling, loading, firing, and storing the Nerf Fortnite GL Rocket-Firing Blaster. Includes safety warnings and troubleshooting tips.</p>
	<p>NERF MEGALODON Instruction Manual - Load, Fire, and Safety Guide</p> <p>Official instruction manual for the NERF N-STRIKE MEGA MEGALODON blaster. Learn how to load, fire, clear jams, store, and use slam fire mode safely. Includes age recommendations and warnings.</p>