

XIAOMI FBA4071US

Xiaomi Mi Selfie Stick Tripod Grey User Manual

Model: FBA4071US

Brand: XIAOMI

INTRODUCTION

The Xiaomi Mi Selfie Stick Tripod is a versatile accessory designed for mobile photography and videography. It integrates both a monopod (selfie stick) and a tripod into a single, compact unit. This device features a detachable Bluetooth remote control for convenient photo capture and a phone holder that rotates 360 degrees to accommodate various shooting angles. Its grip extends to securely hold a wide range of smartphone sizes, with an adjustment range of 56-89mm.

WHAT'S IN THE BOX

- 1 x Xiaomi Mi Selfie Stick Tripod
- 1 x Bluetooth Remote Control
- 1 x User Manual

KEY FEATURES

- Integrated Monopod and Tripod Design
- Detachable Bluetooth Remote Control
- 360-Degree Rotatable Phone Holder
- Adjustable Phone Grip (56-89mm)
- Non-slip Pad for Stable Grip

SETUP

1. Unfolding the Device

To use the device, gently pull the top section upwards to extend the monopod. The tripod legs are folded into the handle. To deploy the tripod, firmly grasp the handle and pull the bottom section downwards. The three legs will unfold and lock into place, forming a stable base.



Image: The Xiaomi Mi Selfie Stick Tripod in its extended monopod configuration, ready to hold a smartphone.

2. Attaching Your Smartphone

Locate the phone holder at the top of the device. Gently pull the spring-loaded clamp open and insert your smartphone. Ensure the phone is securely seated within the holder. The holder can rotate 360 degrees; adjust it to your desired orientation (portrait or landscape).



Image: The Xiaomi Mi Selfie Stick Tripod deployed as a tripod with a smartphone securely mounted, demonstrating its stability for hands-free use.

3. Pairing the Bluetooth Remote Control

1. The Bluetooth remote control is integrated into the handle. To remove it, gently slide it out from its slot.
2. Press and hold the button on the remote control until the indicator light begins to flash, indicating it is in pairing

mode.

3. On your smartphone, navigate to the Bluetooth settings.
4. Search for available devices and select "XMZPG" or a similar name.
5. Once paired, the indicator light on the remote will stop flashing.



Image: A close-up view of the Xiaomi Mi Selfie Stick Tripod in its compact, folded state, highlighting the detachable Bluetooth remote control embedded in the handle.

OPERATING INSTRUCTIONS

Using as a Selfie Stick

With your phone securely mounted and the device extended, hold the handle firmly. Use the Bluetooth remote control to trigger your phone's camera shutter. This allows for wider angle selfies and group photos.

Using as a Tripod

Extend the tripod legs and place the device on a flat, stable surface. Adjust the height of the monopod and the angle of your phone holder as needed. Use the Bluetooth remote control to take photos or start/stop video recording from a distance, ideal for stable shots, time-lapses, or video calls.



Image: The Xiaomi Mi Selfie Stick Tripod standing independently in tripod mode, demonstrating its stability and readiness for hands-free photography or videography.

Phone Holder Rotation

The phone holder can be rotated 360 degrees. Gently twist the holder to switch between portrait and landscape orientations without needing to remount your phone.

MAINTENANCE

- **Cleaning:** Wipe the device with a soft, dry cloth. Avoid using harsh chemicals or abrasive materials.

- **Storage:** When not in use, fold the selfie stick tripod to its compact size and store it in a cool, dry place away from direct sunlight and extreme temperatures.
- **Battery Replacement (Bluetooth Remote):** The remote control uses a replaceable button cell battery (e.g., CR1632). To replace, locate the battery compartment on the side or back of the remote, open it, and insert a new battery with the correct polarity.

TROUBLESHOOTING

- **Remote Control Not Pairing/Working:**
 - Ensure the remote control battery is not depleted. Replace if necessary.
 - Make sure Bluetooth is enabled on your smartphone.
 - Unpair and re-pair the device in your phone's Bluetooth settings.
 - Ensure the remote is fully charged if it's a rechargeable model (though this model uses a button cell).
- **Phone Not Fitting Securely:**
 - Verify your phone's width is within the 56-89mm adjustment range of the phone holder.
 - Remove any bulky phone cases that might prevent a secure fit.
- **Tripod Instability:**
 - Ensure the tripod legs are fully extended and locked into place.
 - Place the tripod on a flat, level, and stable surface.
 - Avoid extending the monopod to its maximum length when using it as a tripod, especially with heavier phones, to maintain stability.
- **Device Not Extending/Folding Smoothly:**
 - Check for any obstructions or debris in the extending mechanism.
 - Do not force the mechanism; if it's stiff, try gently wiggling it while extending/folding.

SPECIFICATIONS

Feature	Specification
Product Dimensions	1.77 x 1.93 x 7.48 inches (folded)
Item Weight	3.52 ounces (0.1 Kilograms)
Model Number	FBA4071US
ASIN	B07DFBRTPV
Color	Grey
Compatible Devices	Smartphone
Phone Grip Adjustment Range	56-89mm
Battery Type (Remote)	1 Lithium Ion battery required (typically CR1632)
Manufacturer	Xiaomi






WARRANTY AND SUPPORT



For warranty information and customer support, please refer to the official Xiaomi website or contact your local authorized Xiaomi service center. Keep your purchase receipt as proof of purchase for any warranty claims.

You can also visit the official [XIAOMI Store on Amazon](#) for more product information and support resources.

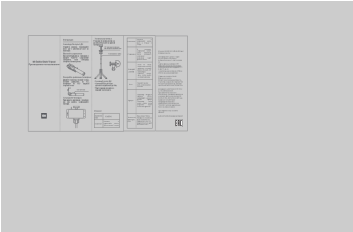
© 2024 Xiaomi. All rights reserved.

Related Documents - FBA4071US

<div><div>Моноподчетка Mi Selfie Stick Tripod</div><div></div></div>	<div><div>Mi Selfie Stick Tripod User Manual and Specifications</div><div>Comprehensive guide for the Mi Selfie Stick Tripod, including setup instructions, Bluetooth pairing, features, and FCC compliance information.</div></div>
<div><div>Mi Selfie Stick Tripod</div><div></div></div>	<div><div>Xiaomi Mi Selfie Stick Tripod User Manual and Instructions</div><div>A comprehensive guide to using the Xiaomi Mi Selfie Stick Tripod, including setup, Bluetooth pairing, phone mounting, and troubleshooting.</div></div>
<div><div>Manual del usuario Mi Selfie Stick</div><div></div></div>	<div><div>Manual de Usuario Mi Selfie Stick XMZPG02YM - Guía de Uso y Especificaciones</div><div>Descubre cómo usar tu Mi Selfie Stick (XMZPG02YM) con esta guía completa. Aprende a expandirlo, conectarlo y plegarlo. Incluye especificaciones técnicas y compatibilidad.</div></div>
<div><div></div><div></div></div>	<div><div>Руководство пользователя Mi Selfie Stick</div><div>Подробное руководство по использованию монопода Xiaomi Mi Selfie Stick, включая инструкции по настройке, подключению и эксплуатации, а также технические характеристики.</div></div>

	<p>Xiaomi Smart TV Stick 4K: User Guide and Product Information</p> <p>Comprehensive product information and user guide for the Xiaomi Smart TV Stick 4K, including setup instructions, safety guidelines, and disposal information. Learn how to connect and use your Xiaomi TV Stick for an enhanced entertainment experience.</p>
	<p>Xiaomi TV Stick & Voice Remote User Manual</p> <p>This document provides essential product information, installation guides, and regulatory compliance details for the Xiaomi TV Stick (Model: MDZ-27-AA) and its accompanying Bluetooth Voice Remote (Model: XMRM-M2).</p>

Documents - XIAOMI – FBA4071US




[pdf] Instructions

Инструкция для монопода трипода Xiaomi Mi Selfie Stick Tripod grey FBA4071US Монопод трипод — купить в интернет магазине mi house ru с доставкой по Москве и всей России asserts instructions 876 1 |||
Mi Selfie Stick Tripod : : , Bluetooth : Bluetooth XMZPG , . : . 360 56-89 : , 90, 180 : : Bluetooth 10; : , : Bluetooth XMZPG 2 3 . 10 , ...
lang:pt score:25 filesize: 237.56 K page_count: 1 document date: 2019-08-20



[pdf] Catalog

Catalogo Xiaomi totale indd Lostech lostechgp CatalogoXiaomi2020 personal files cataloghi |||
CATALOGO 2020 SMART HOME Mi Wireless Switch
..... per selfie stick e supporto per treppiede SKU:
EAN: SKU: EAN: BLACK FBA4070US 6934177700798 GRAY **FBA4071US**
6934177700804 59 SMART GADGETS Mi Selfie Stick Wired Remote Shutter
CARATTERISTICHE: ...
lang:da score:13 filesize: 4.02 M page_count: 66 document date: 2020-01-30



[Условия промо-акции «Подарки за покупки» от Technodom](#)

Ознакомьтесь с условиями промо-акции «Подарки за покупки», проводимой Technodom в розничных магазинах Республики Казахстан с 29 июня по 11 июля 2021 года. Узнайте, как получить подарок при покупке.
lang:tl score:12 filesize: 1.45 M page_count: 45 document date: 2021-07-14

