

Feit Electric 30 watts 1 lights LED Wall Pack

Feit Electric 30W LED Wall Pack Instruction Manual

MODEL: 30 WATTS 1 LIGHTS LED WALL PACK

INTRODUCTION

Thank you for choosing the Feit Electric 30 watts 1 lights LED Wall Pack. This product is designed to provide efficient and reliable outdoor lighting. This manual contains important information regarding the installation, operation, and maintenance of your LED wall pack. Please read it thoroughly before installation and retain it for future reference.

SAFETY INFORMATION

Always follow basic safety precautions when installing and operating electrical products to reduce the risk of fire, electric shock, and personal injury.

- Turn off power at the circuit breaker before installation or servicing.
- Ensure all connections are made correctly and securely.
- This product is designed for outdoor use and is UL rated for wet locations.
- Do not attempt to modify the fixture. Any modifications may void the warranty and create a safety hazard.
- Consult a qualified electrician if you are unsure about the installation process.

PACKAGE CONTENTS

Verify that all components are present before beginning installation:

- Feit Electric 30W LED Wall Pack Fixture
- Mounting Hardware (screws, wire nuts)
- Instruction Manual



Image: The Feit Electric 30W LED Wall Pack shown in its retail packaging, indicating the 'PROSERIES' line and key features like 'Bronze Finish', '30W | 3200 Lumens', and '5000K Daylight'.

INSTALLATION

This fixture is designed for universal 120-277V AC operation. Ensure power is OFF at the circuit breaker before proceeding.

1. **Prepare Wiring:** Ensure the electrical box is securely mounted and the wiring is accessible.
2. **Mounting:** Secure the fixture to the mounting surface using the provided hardware. The bronze die-cast aluminum housing is IP65 rated, protecting it from water jets and dust ingress.
3. **Electrical Connections:** Connect the fixture wires to the supply wires using appropriate wire nuts. Connect the black fixture wire to the live (hot) wire, the white fixture wire to the neutral wire, and the green/ground fixture wire to the ground wire.
4. **Secure Fixture:** Once wiring is complete, carefully push the fixture back against the mounting surface and secure it with the remaining screws.
5. **Optional Photocell Control:** The fixture includes 1/2 inch threaded knockouts for maximum mounting versatility or the addition of a 1/2 inch photocell control (not included).



Image: A detailed side view of the Feit Electric 30W LED Wall Pack, showcasing its bronze die-cast aluminum housing and the textured borosilicate glass lens.

SETUP

After installation, restore power at the circuit breaker. The LED wall pack will illuminate immediately. No further setup is required unless an external photocell or timer is connected.

OPERATING INSTRUCTIONS

The Feit Electric 30W LED Wall Pack operates automatically when power is supplied. If connected to a switch, simply toggle the switch to turn the light on or off. If a photocell is installed, the light will automatically turn on at dusk and off at dawn.

MAINTENANCE

The LED wall pack is designed for long-term, maintenance-free operation. The borosilicate glass lens ensures long life durability with no fading. To clean the fixture, ensure power is off and wipe the surface with a soft, damp cloth. Do not use abrasive cleaners or solvents.

TROUBLESHOOTING

Problem	Possible Cause	Solution
Light does not turn on.	No power to the fixture.	Check circuit breaker and wall switch. Ensure all wire connections are secure.
Light flickers.	Loose wiring connection.	Turn off power and re-check all wire connections.
Light stays on during the day (with photocell).	Photocell is obstructed or faulty.	Ensure photocell is not covered. If issue persists, replace photocell.

SPECIFICATIONS







Feature	Specification
Brand	Feit Electric
Model	30 watts 1 lights LED Wall Pack
Power Consumption	30 Watts
Lumen Output	3200 Lumens
Color Temperature	5000K (Daylight)
Color Rendering Index (CRI)	80CRI
Average Hours	50,000 Hours
Housing Material	Die-cast Aluminum
Shade Material	Shatter-resistant Glass (Borosilicate)
Ingress Protection (IP) Rating	IP65 (Protected from water jets and dust ingress)
Voltage	Universal 120-277V AC
Dimensions (H x W x E)	10-13/16" x 9-7/8" x 9-13/16"
Product Weight	6.45 Pounds
Certifications	UL Rated for Wet Locations

WARRANTY AND SUPPORT

Feit Electric products are manufactured to the highest quality standards. For warranty information or

technical support, please refer to the contact information provided on the product packaging or visit the official Feit Electric website. Please retain your purchase receipt as proof of purchase.

Related Documents - 30 watts 1 lights LED Wall Pack

	<p>Feit Electric SL48/182/FIL Weatherproof String Lights Installation and Safety Guide</p> <p>This guide provides essential safety instructions, installation methods, bulb replacement procedures, troubleshooting tips, and warranty information for the Feit Electric SL48/182/FIL weatherproof string lights.</p>
	<p>Feit Electric Smart Color Changing Filament String Lights Installation and Operation Guide</p> <p>Comprehensive guide for installing and operating Feit Electric's SL24-12/RGBW/WFIL/AG Smart Color Changing Filament String Lights, including safety instructions, setup, remote control usage, and troubleshooting.</p>
	<p>Feit Electric 72007 LED String Lights - Installation and Safety Guide</p> <p>This guide provides essential safety instructions, installation methods, and maintenance tips for the Feit Electric 72007 LED String Lights. Learn how to safely connect, install, and replace bulbs for these durable indoor/outdoor lights.</p>
	<p>Feit Electric FY30-100/CW/SLV LED Fairy String Lights: Safety & Operation Guide</p> <p>Comprehensive safety instructions, operating guide, and product details for the Feit Electric FY30-100/CW/SLV LED Fairy String Lights. Learn how to use the battery pack and remote control for various lighting modes.</p>
	<p>Feit Electric SL100-60/RGBTW/AG Smart Outdoor Home Lights Installation Guide</p> <p>Comprehensive guide for installing and setting up Feit Electric SL100-60/RGBTW/AG Smart Outdoor Home Lights. Includes safety instructions, product specifications, troubleshooting, and app integration.</p>
	<p>FEIT Electric 48 ft LED String Lights Installation Guide (SL48-24/FIL)</p> <p>Installation and safety guide for FEIT Electric 48 ft (14.6m) LED string lights, model SL48-24/FIL. Includes instructions for setup, bulb replacement, connecting multiple sets, and important safety precautions.</p>