

Capcom 41006

Mega Man 11 - Nintendo Switch Instruction Manual

Brand: Capcom | Model: 41006

INTRODUCTION

Mega Man 11 brings the iconic Blue Bomber back with classic 2D platforming action and a fresh visual style. This manual provides essential information for setting up, operating, and maintaining your game to ensure an optimal experience. Discover the new Double Gear System, which enhances Mega Man's abilities, and prepare to face Dr. Wily's latest robot master threats.



Figure 1: Mega Man 11 game box art for Nintendo Switch.

SETUP

1. Initial Console Setup

Ensure your Nintendo Switch console is fully charged and updated to the latest system software. Connect your console to a TV if playing in TV mode, or ensure Joy-Con controllers are attached for handheld mode.

2. Game Installation

For physical game cards, insert the Mega Man 11 game card into the Nintendo Switch game card slot. For digital downloads, ensure the game has been fully downloaded and installed from the Nintendo eShop. An active internet connection may be required for initial setup and updates.

3. Launching the Game

Select the Mega Man 11 icon from the Nintendo Switch HOME Menu to start the game. Follow any on-screen prompts for user selection or initial data loading.

OPERATING

Basic Controls

- **Movement:** Use the Left Stick or D-Pad to move Mega Man.
- **Jump:** Press the B button.
- **Mega Buster (Shoot):** Press the Y button. Hold to charge for a powerful shot.
- **Slide:** Press the ZL or ZR button while moving.
- **Special Weapons:** Use the Right Stick or L/R buttons to cycle through acquired Robot Master weapons.

The Double Gear System

The Double Gear System is a new mechanic that allows Mega Man to temporarily boost his abilities. There are two types of gears:

- **Speed Gear:** Activates by pressing the L button. This slows down time, allowing Mega Man to react to fast-moving obstacles or enemies.
- **Power Gear:** Activates by pressing the R button. This significantly increases the power of Mega Man's Mega Buster and special weapons.

Both gears can be activated simultaneously when Mega Man's health is low, unleashing a powerful Double Gear technique. However, be cautious: prolonged use or activating both gears at once will cause the system to overheat, rendering both gears unusable for a short period until they cool down. Strategic use of the Double Gear System is crucial for overcoming challenges.




Figure 2: In-game display of the Double Gear System interface.



Figure 3: Gameplay screenshot from the Block Man stage, showcasing environmental elements and enemies.



Figure 4: Another gameplay screenshot, featuring an outdoor environment with waterfalls and ancient structures.

MAINTENANCE

To ensure the longevity of your game and console, follow these general maintenance tips:

- Keep your Nintendo Switch console and game cards clean and free from dust.
- Store game cards in their protective cases when not in use.
- Ensure adequate ventilation for your console during extended play sessions.
- Regularly check for and install system and game updates to ensure optimal performance and access to new features.

TROUBLESHOOTING

If you encounter issues while playing Mega Man 11, consider the following common solutions:

- **Game Not Starting:** Ensure the game card is properly inserted or the digital download is complete. Restart your Nintendo Switch console.
- **Controls Unresponsive:** Check that your Joy-Con controllers are properly attached or paired wirelessly. Ensure they are charged.
- **Performance Issues:** Close other running applications on your Nintendo Switch. Ensure your system software and game are fully updated.
- **Error Codes:** Note any error codes displayed and refer to the Nintendo Switch support website for specific solutions.

SPECIFICATIONS





Feature	Detail
Number of Players	Single Player
Publication Date	October 2, 2018
Computer Platform	Nintendo Switch
Global Trade Identification Number	00013388410064
UPC	013388410064
Compatible Video Game Console Models	Nintendo Switch
ASIN	B07DDG73GD
Release date	October 2, 2018
Customer Reviews	4.5 out of 5 stars (2,904 ratings)
Product Dimensions	0.7 x 7.5 x 5.4 inches; 1.6 ounces
Type of item	Video Game
Language	English
Rated	Everyone 10+
Item model number	41006
Is Discontinued By Manufacturer	No
Item Weight	1.6 ounces
Manufacturer	Capcom USA
Date First Available	May 29, 2018

WARRANTY AND SUPPORT

For warranty information and technical support, please refer to the official Capcom website or contact their customer service. Keep your proof of purchase for any warranty claims.

© 2018 Capcom Co., Ltd. All Rights Reserved.

Related Documents

	<p>Mega Man X2 Instruction Manual</p> <p>Instruction manual for Mega Man X2 on the Super Nintendo Entertainment System, detailing gameplay, controls, characters, and game features.</p>
	<p>Mega Man 2 NES Manual Gameplay, Controls, and Strategy</p> <p>Official manual for Mega Man 2 on the Nintendo Entertainment System (NES). Learn about game controls, energy systems, special items, weapons, enemy characters, and strategies for defeating bosses like Airman.</p>
	<p>Mega Man X: Maverick Hunter - Official PSP Manual</p> <p>This is the official manual for Mega Man X: Maverick Hunter on the PSP system. It covers game controls, story, characters, modes, items, and tips for playing.</p>
	<p>Final Fight Instruction Manual for Super Nintendo Entertainment System</p> <p>Explore the official instruction manual for Final Fight on the Super Nintendo Entertainment System. Learn game controls, character moves, story details, and survival tactics from Capcom.</p>

Documents - Capcom – 41006

no relevant documents