

TYLT Fold 10W Wireless Charging Pad and Adjustable Stand

TYLT Fold 10W Wireless Charging Pad and Adjustable Stand User Manual

Model: Fold 10W Wireless Charging Pad and Adjustable Stand

INTRODUCTION

This manual provides essential information for the safe and efficient operation of your TYLT Fold 10W Wireless Charging Pad and Adjustable Stand. Please read this manual thoroughly before use and retain it for future reference.

PACKAGE CONTENTS

Verify that all items are present in your package:

- TYLT Fold Wireless Charger
- QC 3.0 Wall Adapter
- 5-foot Data Cable
- User Guide (this manual)

PRODUCT OVERVIEW

The TYLT Fold is a versatile 10W Qi-certified wireless charging solution designed for both pad and adjustable stand use. It provides fast wireless charging for compatible devices, including various iPhone and Samsung Galaxy models.



Image: The TYLT Fold Wireless Charging Pad in its upright stand configuration, with a smartphone placed on it for charging. The device is black with a silver base, and a blue indicator light is visible.



Image: The TYLT Fold Wireless Charging Pad in its flat, pad-style configuration. This compact form factor is suitable for horizontal charging or portability.

SETUP INSTRUCTIONS

1. **Connect the Power Adapter:** Insert the USB-C end of the provided data cable into the charging port on the TYLT Fold charger.
2. **Plug into Wall Outlet:** Connect the USB-A end of the data cable into the QC 3.0 wall adapter. Plug the wall adapter into a standard electrical wall outlet.
3. **Power Indicator:** A blue LED indicator light on the charger will illuminate briefly, indicating that the charger is powered on and ready for use.



Image: Side profile of the TYLT Fold charger in stand mode, showing the angle of the phone support and the power cable connected at the base.

OPERATING INSTRUCTIONS

Charging in Stand Mode:

1. Ensure the TYLT Fold is in the upright stand position.
2. Place your Qi-compatible smartphone vertically on the charging pad, ensuring it rests securely against the stand. The phone's charging coil should align with the charger's coil.
3. The blue LED indicator light will turn solid to confirm active charging. Your phone's screen will also indicate charging status.



Image: A smartphone displaying a "100% Charged" notification while resting on the TYLT Fold in its stand configuration, demonstrating successful wireless charging.

Charging in Pad Mode:

1. Fold the TYLT Fold flat into the pad position.
2. Place your Qi-compatible smartphone horizontally on the flat charging surface.
3. Adjust the phone's position until the blue LED indicator light turns solid, confirming active charging.

Important Notes:

- The TYLT Fold supports fast wireless charging up to 10W for compatible devices.
- Charging through most phone cases is supported. However, attachments to the back of your case, especially metal or wallet attachments, may interfere with charging and should be removed.
- Ensure your device is Qi-enabled for wireless charging. Devices like Google Pixel require an additional Qi-enabled accessory.

MAINTENANCE

- **Cleaning:** Disconnect the charger from the power source before cleaning. Use a soft, dry cloth to wipe the surface of the charger. Do not use liquid cleaners or aerosols.
- **Storage:** When not in use, store the charger in a cool, dry place away from direct sunlight and extreme temperatures.
- **Handling:** Avoid dropping the charger or subjecting it to strong impacts, as this may damage internal components.

TROUBLESHOOTING

Problem	Possible Cause	Solution
Device not charging.	Charger not powered; Phone not Qi-enabled; Phone misaligned; Obstruction (e.g., metal case attachment).	Ensure power adapter is securely plugged in. Verify phone is Qi-compatible. Re-position phone on the charging surface. Remove any metal or thick cases/attachments.
Charging is intermittent.	Phone misaligned; Case interference; Foreign object detection.	Adjust phone position. Remove case or any objects between phone and charger. Ensure no foreign metallic objects are on the charging surface.
Blue LED not illuminating.	No power to the charger.	Check wall outlet and cable connections. Try a different outlet.

SPECIFICATIONS

- **Model:** TYLT Fold 10W Wireless Charging Pad and Adjustable Stand
- **Input Voltage:** 9 Volts
- **Output Power:** Up to 10W Wireless Charging
- **Connectivity Technology:** Wireless (Qi-Certified)
- **Connector Type:** USB Type C (for charger input)
- **Form Factor:** Pad and Adjustable Stand
- **Color:** Black
- **Product Dimensions:** 5.2 x 2.8 x 5 inches (approximate)
- **Item Weight:** 12.6 ounces (approximate)
- **Compatible Devices:** Qi-enabled Cellular Phones (e.g., iPhone X/8/8 Plus, Samsung Galaxy S9/S9+/S8/S8+/S7/Note 8)

WARRANTY INFORMATION

The TYLT Fold 10W Wireless Charging Pad and Adjustable Stand comes with a **1-year limited warranty** from the date of purchase. This warranty covers manufacturing defects and workmanship under normal use. It does not cover damage caused by misuse, accident, unauthorized modification, or external causes. For warranty claims or further details, please refer to the contact information in the Support section.

CUSTOMER SUPPORT


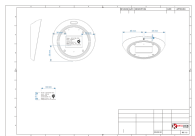


For technical assistance, troubleshooting, or warranty inquiries, please contact TYLT Customer Support:

- **Website:** www.tylt.com (Please check the official TYLT website for the most current support contact information.)
- **Email:** Refer to the website for email contact options.
- **Phone:** Refer to the website for phone support numbers.

When contacting support, please have your product model and purchase date available.

© 2024 TYLT. All rights reserved.

Related Documents

	<p>TYLT Marquee 15W MagSafe Compatible Charger - Wireless & Wired Charging</p> <p>Discover the TYLT Marquee, a 15W MagSafe compatible wireless charger and wired charging station. Features dual USB-A/USB-C ports, magnetic charging for iPhone, and a sleek design. Learn about specifications, compatibility, and warranty.</p>
	<p>TYLT Wireless Charger Technical Specifications and Dimensions</p> <p>Detailed technical specifications and dimensional drawings for the TYLT wireless charger (Model: QITWSTBK-TMO), including input/output power, FCC ID, and manufacturing details.</p>
	<p>TYLT PowerPlant User Guide: Portable Charger Instructions</p> <p>Comprehensive user guide for the TYLT PowerPlant portable charger. Learn how to charge your devices, check battery capacity, and recharge the PowerPlant itself. Includes specifications and safety warnings.</p>
	<p>TYLT ACTIVE Bottle 2.0: Smart Water Bottle with Power Bank</p> <p>Discover the TYLT ACTIVE Bottle 2.0, a durable and insulated water bottle featuring a 5,700 mAh removable battery for wireless and wired charging. Learn about its features, usage, and cleaning instructions.</p>