



Manuals.plus /

› KD Frames /

› KD Frames Lexington Platform Bed - Full Bed Frame - Instruction Manual

## KD Frames 6222-LX-F

# KD Frames Lexington Platform Bed - Full Bed Frame

Model: 6222-LX-F

## 1. SETUP AND ASSEMBLY

This section provides instructions for assembling your KD Frames Lexington Full Platform Bed. All necessary hardware and tools are included. Assembly typically takes six easy steps.

### Important Assembly Notes:

- Ensure all parts are present before beginning assembly.
- Follow the instructions carefully to ensure proper alignment and stability.
- Use the provided tool for assembly. Avoid using power drills, as they may overtighten or damage components.
- Keep a container or bin for fittings to prevent loss of small parts.

### Assembly Steps:

#### 1. Step 1: Headboard Assembly

Attach the headboard components as per the included diagram. Ensure all connections are secure.

#### 2. Step 2: Side Rail Attachment

Connect the side rails to the headboard. Verify that the notches align correctly for a snug fit.

#### 3. Step 3: Footboard Attachment

Attach the footboard to the side rails. Confirm all bolts are tightened appropriately.

#### 4. Step 4: Center Rail/Support Installation

Install the center support rail(s) if applicable for your bed size. This provides additional stability.

#### 5. Step 5: Slat Installation

Place the wooden slats across the bed frame. Ensure they are evenly spaced and securely seated in their designated positions.

#### 6. Step 6: Final Check

Inspect all connections and ensure the frame is stable and level before placing a mattress on it.

**QUEEN SIZE PICTURED**



Figure 1: Assembled bed frame without mattress, illustrating the slat system. (Queen size pictured)



Figure 2: Detail of a frame joint, highlighting the secure construction.

## 2. OPERATING INSTRUCTIONS

The KD Frames Lexington Platform Bed is designed for optimal mattress support and comfort without the need for a box spring.

### Usage Guidelines:

- This bed frame is suitable for full-size mattresses, including memory foam and latex types.
- The slat spacing of 2.8 inches ensures proper mattress support and even weight distribution, preventing sagging and maximizing mattress longevity.
- The maximum weight capacity for this bed frame is 600 pounds. Do not exceed this limit to ensure safety and structural integrity.



Figure 3: The Lexington Platform Bed with a mattress and bedding.

**QUEEN SIZE PICTURED**



Figure 4: Side view of the bed, demonstrating its low-profile design. (Queen size pictured)

### 3. MAINTENANCE

Proper maintenance will help preserve the natural beauty and longevity of your KD Frames Lexington Platform Bed.

#### Cleaning and Care:

- For routine cleaning, use dry methods such as a soft-bristled brush, a vacuum cleaner with a brush attachment, or a microfiber cloth to remove dust and debris.
- Avoid using harsh chemical cleaners or abrasive materials, as these can damage the unfinished wood surface.
- The bed frame is made from unfinished wood. You have the option to customize its appearance by applying a stain or paint. Instructions for finishing are typically included with the product.

### 4. TROUBLESHOOTING

This section addresses common issues you might encounter with your platform bed.

#### Common Issues and Solutions:

- **Squeaking Noises:** If the bed frame develops squeaks, check all assembly bolts and connections. Tighten any loose hardware. The design incorporates notched pieces to minimize noise.
- **Pillows Slipping Through Headboard:** The slatted headboard design may allow pillows to slip through gaps. This is a common characteristic of such designs. Consider using larger pillows or a pillow stopper if this is a concern.

- **Damaged or Defective Parts:** In the event of a defective or damaged part upon arrival or during normal use, contact KD Frames customer service immediately. Refer to the warranty section for details on coverage.
- **Bed Frame Instability:** Ensure the bed is assembled on a flat, level surface. Re-check all connections to confirm they are securely fastened according to the assembly instructions.

## 5. SPECIFICATIONS

Detailed product specifications for the KD Frames Lexington Full Platform Bed.

Feature	Detail
Size	Full
Product Dimensions (L x W x H)	76.5" x 54" x 40"
Special Feature	Sturdy, smooth wood
Color	Natural
Finish Type	Unfinished Wood
Included Components	All parts to make a bed frame
Compatible Mattress Sizes	Full, Queen, Twin, Twin XL
Brand	KD Frames
Assembly Required	Yes
Ground To Item Distance	40 Inches
Manufacturer	KD Frames
UPC	859507006615
Form Factor	Platform Bed
Item Weight	69 pounds
Item Model Number	6222-LX-F
Fabric Type	Wood
Number of pieces	20

# Lexington Platform Bed Dimensions

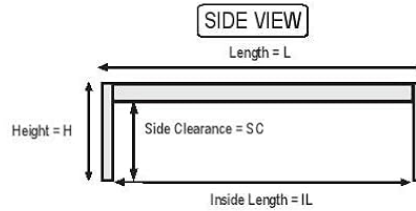


Manufactured by  
394 Dairy Pak Rd. • Athens, GA 30607  
kdframes.com • customerservice@kdframes.com

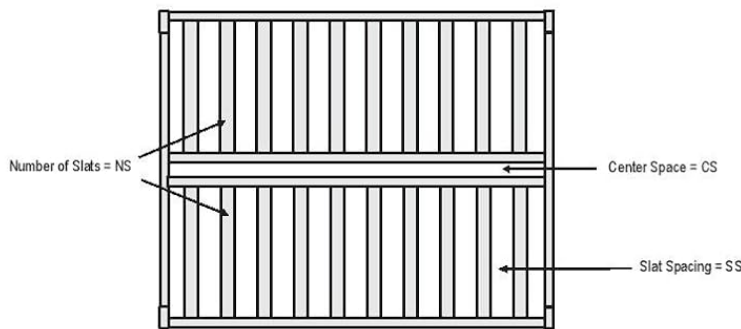
BED DIMENSIONS (in inches)

	SKU#	H	W	IW	L	IL	EC	SC	SS	CS	NS
Queen	6221-LX-Q	15	60	54	81.5	79.5	8.5	11.5	2.8	2.4	32
Full	6222-LX-F	15	54	48	76.5	74.5	8.5	11.5	2.8	2.4	30
Twin	6223-LX-T	15	39	33	76.5	74.5	8.5	11.5	2.8	X	15
XL-T	6224-LX-XT	15	39	33	81.5	79.5	8.5	11.5	2.8	X	15

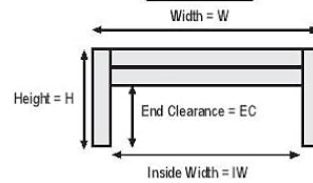
X - the twin and xl-twin do not require center rails



TOP VIEW



END VIEW



HEADBOARD DIMENSIONS

	H	W	IW
Queen	40	60	54
Full	40	54	48
Twin	40	39	33
XL-Twin	40	39	33

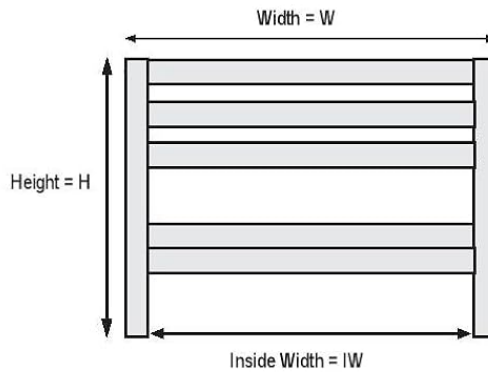


Figure 5: Dimensional diagram of the Lexington Platform Bed, including headboard and bed frame measurements.

## 6. WARRANTY AND SUPPORT

KD Frames is committed to providing quality products and customer satisfaction.

### Warranty Information:

- The KD Frames Lexington Platform Bed comes with a 6-year manufacturer's warranty.
- This warranty covers product defects and shipping damage.
- For warranty claims, please retain your proof of purchase and contact customer support.

**Customer Support:**

For any questions, assistance with assembly, troubleshooting, or warranty claims, please contact KD Frames customer support. You can find contact information and additional resources by visiting the official KD Frames store:

**Visit the KD Frames Store**

Additionally, a 30-day easy return policy is typically available for this product.

---