

Vesgantti queen mattress

Vesgantti Queen Size 10 Inch Hybrid Mattress Instruction Manual

Model: queen mattress

1. PRODUCT OVERVIEW

The Vesgantti Queen Size 10 Inch Hybrid Mattress combines memory foam and individual pocket springs to provide balanced support and comfort. This mattress is designed for pressure relief, breathability, and minimal motion transfer, ensuring a restful sleep experience.




Image: The Vesgantti Queen Size 10 Inch Hybrid Mattress in a modern bedroom setting.

2. SETUP INSTRUCTIONS

2.1 Unpacking Your Mattress

1. Carefully remove the mattress box from its packaging.
2. Place the rolled, compressed mattress on your bed frame or a flat, clean surface.
3. Using the provided tool or a pair of scissors, carefully cut the outer plastic wrapping. Be cautious not to cut the mattress fabric.
4. Unroll the mattress. It will begin to expand immediately.
5. Remove the inner plastic layer.
6. Allow the mattress to fully expand for **48 hours** before use. While it may appear fully expanded sooner, the full 48 hours ensures optimal comfort and shape.

2.2 Safety Information

When unpacking the mattress, maintain a safe distance from the mattress as it may expand rapidly and spring back once the plastic seal is broken.



Image: A visual guide on how to accurately measure the mattress thickness after full expansion.

Your browser does not support the video tag.

Video: This video demonstrates the unpacking process and various usage scenarios of the Vesgantti mattress.

3. OPERATING & FEATURES

The Vesgantti Hybrid Mattress is engineered with multiple layers to provide optimal sleep support and comfort.

3.1 Key Features

- **Individual Pocket Springs:** Hundreds of independent pocket springs provide targeted support to seven key areas of your body (feet, legs, hips, waist, shoulders, neck, head). This design offers excellent shock absorption, resilience, and helps maintain proper spinal alignment.
- **Vesgantti Luxury Support System:** A combination of memory foam and pocket springs creates a buffer for your body, effectively relieving back pain and enhancing sleep quality.
- **Breathable & Healthy:** The mattress features high-density, temperature-sensitive memory foam that is fiberglass-free. Its cooling and breathable properties help dissipate sweat, keeping you comfortable and dry.
- **Ultra Quiet:** The individual pocket springs and slow rebound foam minimize noise and vibrations from movement, ensuring an undisturbed sleep for you and your partner.
- **Medium Firm Feel:** Designed to offer a balanced feel that is neither too soft nor too firm, catering to a wide range of sleep preferences.




Image: A cutaway diagram showing the various layers of the mattress, including breathable cooling surface, fireproof sponge, comfort memory foam, pressure-relieving massage foam, slow rebound foam, supportive pocket spring, and high-density base.




Image: Visual representation of the mattress's medium-firm feel, breathability, cooling properties, and fiberglass-free construction.

4. MAINTENANCE

4.1 General Care

- **Rotation:** To ensure even wear and extend the lifespan of your mattress, rotate it 180 degrees (head to foot) every 3-6 months. This mattress is not designed to be flipped.
- **Support:** Ensure your mattress is placed on a sturdy, supportive bed frame or foundation to prevent sagging and maintain its structural integrity.
- **Ventilation:** Allow your mattress to breathe by occasionally removing bedding and exposing it to fresh air.

4.2 Cleaning

- **Spot Cleaning:** For minor spills or stains, gently spot clean the affected area with a mild detergent and lukewarm water. Blot dry thoroughly.

- **Avoid Harsh Chemicals:** Do not use harsh chemical cleaners, bleach, or abrasive materials, as these can damage the mattress fabric and internal components.
- **Mattress Protector:** Using a waterproof and breathable mattress protector is highly recommended to shield your mattress from spills, stains, and allergens, thereby prolonging its cleanliness and lifespan.

5. TROUBLESHOOTING

- **Incomplete Expansion:** If your mattress does not appear to have fully expanded within 48 hours, ensure it is lying flat on a solid surface and allow an additional 24-48 hours. Cooler room temperatures can sometimes slow the expansion process.
- **New Mattress Odor:** A faint, harmless odor (often referred to as "new mattress smell") may be present upon unpacking. This is normal for compressed foam products and will dissipate within a few days. Ensure good ventilation in the room.
- **Discomfort:** Allow your body 2-4 weeks to adjust to a new mattress. If discomfort persists, ensure your bed frame provides adequate support and that the mattress has fully expanded.

6. SPECIFICATIONS

Feature	Detail
Brand	Vesgantti
Size	Queen
Product Dimensions	80"L x 60"W x 10"Th
Item Weight	70 pounds
Item Model Number	queen mattress
Top Style	Euro Top
Cover Material	knitted fabric
Number of Layers	2
Fill Material	Memory Foam
Special Feature	Orthopedic, Pressure Relief, Breathable, Low Motion Transfer, Cooling
Color	Black and White
Coil Type	Pocketed Coil

7. WARRANTY & SUPPORT

7.1 Warranty Information

The Vesgantti Queen Size 10 Inch Hybrid Mattress typically includes a **10-Year Protection Plan**. Please refer to your purchase documentation for specific terms and conditions regarding your warranty.



Image: Certifications and warranty details, including a 10-year limited warranty.

7.2 Customer Support

For any questions, concerns, or support needs regarding your Vesgantti mattress, please contact Vesgantti customer service through the retailer where you purchased the product. They can provide assistance with product inquiries, warranty claims, and general support.