

LIGE LG9877A

User Manual

LIGE MEN'S CHRONOGRAPH QUARTZ WATCH

Model: LG9877A

INTRODUCTION

Thank you for choosing the LIGE Men's Chronograph Quartz Watch. This manual provides essential information for the proper setup, operation, and maintenance of your new timepiece. Designed for durability and precision, this watch features a Japanese quartz movement, multi-function sub-dials, and a robust stainless steel construction. Key features include:

- Precise Japanese quartz movement.
- Multi-function sub-dials for stopwatch, date calendar, and moon phase.
- Luminous hands and markers for visibility in low light.
- Durable stainless steel case and band.
- 3ATM water resistance (suitable for splashes, not for swimming or hot showers).

SETUP

Package Contents

Upon unboxing, please ensure all items are present:

- 1 x LIGE Chronograph Watch
- 1 x LIGE Original Gift Box
- 1 x Maintenance Card
- 1 x User Manual (this document)
- 1 x Link Adjustment Tool

Setting Time and Date

Your LIGE watch features a crown and two push-buttons for adjustments. Refer to the diagram below for button identification.



Image: Detailed diagram illustrating the functions of the watch's crown and push-buttons. It shows the top button for 'Start/Pause' of the chronograph, the crown for 'Adjust the time' and 'Adjust the calendar', and the bottom button for 'Restart' the chronograph. Sub-dials for '24 Hours', 'Minutes', and 'Chronograph' are also indicated.

1. **To Adjust Time:** Pull the crown out to the furthest position. Rotate the crown to set the hour and minute hands. Push the crown back in to start the watch.
2. **To Adjust Date:** Pull the crown out to the first click position. Rotate the crown to set the date. Push the crown back in.

Band Adjustment

The stainless steel band can be adjusted using the included link tool to ensure a comfortable fit. If you are unsure, it is recommended to seek professional assistance for band adjustment.



Image: A LIGE watch worn on a person's wrist, demonstrating the comfortable and stylish fit of the black stainless steel band.

OPERATING INSTRUCTIONS

Chronograph Function

The chronograph allows for precise timing of events:

1. **Start/Pause:** Press the top push-button to start the chronograph. Press it again to pause.
2. **Reset:** While the chronograph is paused, press the bottom push-button to reset all chronograph hands back to their original zero position.

Moon Phase and 24-Hour Dial

The watch features a sub-dial indicating the moon phase and a 24-hour sub-dial for tracking time in a 24-hour format.

Luminous Display

The hands and markers of your LIGE watch are coated with a luminous material. For optimal glow in the dark, expose the watch to sufficient light (natural or artificial) before entering a dark environment.



Image: The LIGE watch displaying its luminous hands and hour markers in a dark setting, highlighting its visibility in low-light conditions.

MAINTENANCE

Water Resistance

Your LIGE watch is rated for 3ATM (99 feet) water resistance. This means it can withstand splashes or brief immersion in water, such as during hand washing or light rain. However, it is **not** suitable for swimming, diving, or hot showers. Do not operate any buttons while the watch is submerged in water.



Image: The LIGE watch resting on a wet, reflective surface, illustrating its water-resistant design.

Cleaning

To clean your watch, wipe the case and band with a soft, damp cloth. Avoid using harsh chemicals or abrasive materials, as these can damage the finish.

Battery Replacement

The watch is powered by a 1.55 volt silver oxide button battery. Under normal conditions, the battery life is approximately 24 months. When the watch stops or the hands move erratically, it may be time for a battery replacement. It is recommended to have the battery replaced by a qualified watch technician to ensure proper sealing and water resistance.

TROUBLESHOOTING

If you encounter any issues with your LIGE watch, please refer to the following common problems and solutions:

- **Watch Not Running:** Check if the crown is fully pushed in. If it is, the battery may need replacement.
- **Inaccurate Time:** Ensure the time was set correctly. If the issue persists, the battery may be low, or the movement may require inspection.

- **Chronograph Not Resetting to Zero:** This can sometimes be corrected by resetting the chronograph. If the issue persists, it may require professional adjustment.

For problems not listed here, or if the suggested solutions do not resolve the issue, please contact LIGE customer support.

SPECIFICATIONS

Feature	Specification
Model Number	LG9877A
Movement	Japanese Quartz
Case Material	Stainless Steel
Band Material	Stainless Steel
Water Resistance	3ATM (99 feet)
Battery Type	1.55 volt silver oxide button battery (LR44)
Product Dimensions	15.24 x 7.62 x 5.08 cm
Weight	180 g

WARRANTY AND SUPPORT

Warranty Information







Your LIGE watch comes with comprehensive warranty coverage:

- **90-Day Money Back Maintenance:** For any reason, within 90 days of purchase.
- **12-Month Replacement or Full Refund:** For quality issues, within 12 months of purchase.
- **18-Month Quality Problem Maintenance:** For quality issues, within 18 months of purchase.

Customer Support

If you have any questions, concerns, or require assistance with your LIGE watch, please do not hesitate to contact our dedicated after-sales service team. We are committed to providing excellent support and will be happy to help you.



	<p><u>LIGE 696 Smartwatch User Manual: Features, Health Monitoring, and Bluetooth Calls</u></p> <p>Comprehensive user manual for the LIGE 696 Sport Smart Watch for Men. Learn about its 1.96-inch screen, blood oxygen monitoring, Bluetooth calls, 100+ sport modes, and IP68 waterproofing.</p>
	<p><u>LIGE Smart Watch User Manual and Guide</u></p> <p>Official user manual for the LIGE Smart Watch, providing instructions on setup, features, health tracking, fitness modes, and connectivity for Android and iOS devices.</p>
	<p><u>LIGE GPS Smartwatch: GloryFitPro App Installation and User Guide</u></p> <p>A comprehensive guide for LIGE GPS Smartwatches, detailing the download, installation, and usage of the GloryFitPro app. Learn how to register, log in, bind your device, and configure watch settings, along with important GPS notes and FCC compliance information.</p>
	<p><u>LIGE BW0616/2025 Smart Watch User Manual and Specifications</u></p> <p>Comprehensive technical specifications and user information for the LIGE BW0616 and LIGE 2025 smart watches. This guide details features like the ultra HD screen, waterproof design, fitness tracking, LED flashlight, and Bluetooth connectivity for men.</p>
	<p><u>LIGE Men's Smart Watch 189 (I9) - User Manual & Features</u></p> <p>Comprehensive user guide for the LIGE Men's Luxury Smart Watch 189 (I9). Covers features like full circle touch screen, Bluetooth calls, waterproof design, fitness tracking, and compatibility with Android/iOS.</p>
	<p><u>LIGE BT Call Smartwatch User Manual - Setup and Operation</u></p> <p>Comprehensive user manual for the LIGE BT Call Smartwatch, covering app download, Bluetooth pairing, device operation, and features. Learn how to set up and use your LIGE smartwatch.</p>