

KING KF1000

KING KF1000 Falcon Automatic Directional WiFi Antenna with WiFiMax Router and Range Extender

Model: KF1000 | Brand: KING

INTRODUCTION

The KING KF1000 Falcon is a high-gain, self-pointing, roof-mounted RV Wi-Fi antenna designed to provide fast, reliable, and secure Wi-Fi connectivity. Paired with the KING WiFiMax Router, this system allows you to acquire and extend Wi-Fi signals from various sources, enabling all your mobile devices to connect seamlessly.

This system is ideal for RVs, campers, and other mobile applications where access to a strong and stable Wi-Fi signal is crucial. It eliminates the need to seek out public Wi-Fi hotspots by bringing the internet directly to your vehicle.

Key features include:

- Fully automatic, directional Wi-Fi antenna with extender.
- Provides fast, reliable, and secure long-range signal acquisition from your Wi-Fi network.
- Simple setup via the free KING Wi-Fi app, available for Android and iOS devices.
- Effortlessly connect all your mobile devices to a single, secure network.
- Antenna extends 2.4GHz for longest range plus 5GHz with router for fastest speeds.
- Requires rooftop installation for optimal performance.

WHAT'S IN THE BOX

Verify that all components are present before beginning installation:

- KING Falcon Automatic Directional WiFi Antenna
- KING WiFiMax Router
- 12V Power Supply
- 9V Power Supply
- Power Inserter



Image: The KING Falcon Automatic Directional WiFi Antenna (white, roof-mounted unit) shown alongside the KING WiFiMax Router (black, rectangular unit with two antennas).

SETUP

The KING KF1000 Falcon system requires rooftop installation for the antenna component. Professional installation is recommended if you are not comfortable with RV roof modifications and wiring. Once the physical installation is complete, the system setup is primarily managed through the KING Wi-Fi app.

Physical Installation (Antenna)

The KING Falcon antenna is designed for permanent rooftop mounting. Ensure the mounting location is clear of obstructions and allows for proper cable routing to the interior of your vehicle. The antenna connects to the power inserter, which then connects to the KING WiFiMax Router.



Image: Side profile of the KING Falcon antenna, highlighting its aerodynamic design.



Image: Underside view of the KING Falcon antenna, showing the base and pre-drilled mounting holes for secure installation.

Connecting the Components

1. Connect the cable from the KING Falcon antenna to the designated port on the Power Inserter.
2. Connect the Power Inserter to the KING WiFiMax Router using the provided cable.
3. Connect the appropriate power supply (12V or 9V) to the KING WiFiMax Router.
4. Power on the KING WiFiMax Router. The LED indicator on the router will illuminate.



Image: A close-up view of a small electronic component, likely the power inserter, which facilitates power and data transfer between the antenna and router.

App-Based Setup (Initial Configuration)

1. Download the free KING Wi-Fi app from your device's app store (Android or iOS).
2. Connect your smartphone or tablet to the default Wi-Fi network broadcast by the KING WiFiMax Router (SSID and password typically found on the router's label).
3. Open the KING Wi-Fi app and follow the on-screen prompts to scan for available Wi-Fi networks.
4. Select the desired Wi-Fi network you wish to connect to (e.g., campground Wi-Fi, public hotspot).
5. Enter the password for the selected network, if required.
6. The app will guide the KING Falcon antenna to automatically point towards the strongest signal source.
7. Once connected, the app will allow you to configure your private Wi-Fi network broadcast by the KING WiFiMax Router, including setting a custom SSID and password.

OPERATING INSTRUCTIONS

Once the initial setup is complete, operating your KING KF1000 Falcon system is straightforward. The system is designed to automatically maintain a strong connection to your chosen Wi-Fi source and re-broadcast it as a secure, private network

within your vehicle.

Connecting Your Devices

After configuring your private Wi-Fi network via the KING Wi-Fi app, all your devices (smartphones, tablets, laptops, smart TVs) can connect to this single network using the custom SSID and password you set. This eliminates the need to connect each device individually to public Wi-Fi networks, simplifying connectivity and enhancing security.

Changing Wi-Fi Sources

When you move to a new location or wish to connect to a different Wi-Fi source:

1. Open the KING Wi-Fi app on your smartphone or tablet.
2. Navigate to the network scanning feature within the app.
3. Select the new desired Wi-Fi network from the list of available networks.
4. Enter the password for the new network, if required.
5. The KING Falcon antenna will automatically re-point to optimize the signal from the new source.
6. Your private network will remain active, and your devices will automatically reconnect.

Note: In some cases, especially after connecting to a new Wi-Fi source, a reboot of the KING WiFiMax Router may be required to ensure stable connectivity.

MAINTENANCE

The KING KF1000 Falcon system is designed for durability and minimal maintenance. However, periodic checks can help ensure optimal performance and longevity.

- **Cleaning:** Periodically clean the exterior of the KING Falcon antenna with a soft, damp cloth. Avoid using harsh chemicals or abrasive cleaners that could damage the finish.
- **Cable Inspection:** Annually inspect all external cables and connections for signs of wear, fraying, or damage. Ensure all connections are secure and weatherproofed.
- **Firmware Updates:** Check the KING Wi-Fi app or the KING website for any available firmware updates for the KING WiFiMax Router. Keeping the firmware updated can improve performance and security.
- **Antenna Movement:** Ensure the antenna's movement mechanism is free from obstructions. Do not attempt to manually force the antenna to move.

TROUBLESHOOTING

If you encounter issues with your KING KF1000 Falcon system, refer to the following common troubleshooting steps:

Problem	Possible Cause	Solution
No internet connection or very slow speeds.	Weak or poor quality source Wi-Fi signal; incorrect network selection; router issue.	Verify the strength and quality of the source Wi-Fi signal using another device. Ensure you have selected the correct network and entered the password accurately in the KING Wi-Fi app. Reboot the KING WiFiMax Router by unplugging it for 10 seconds and plugging it back in.
Devices cannot connect to the KING WiFiMax private network.	Incorrect private network password; router not broadcasting.	Double-check the SSID and password for your private network. Ensure the KING WiFiMax Router is powered on and its LED indicator is active. Try rebooting the router.

Problem	Possible Cause	Solution
Antenna does not point or search for signals.	Power issue; app communication issue; physical obstruction.	Ensure the power inserter and router are correctly connected and powered. Close and reopen the KING Wi-Fi app. Check for any physical obstructions around the antenna on the roof.
Intermittent connection or frequent disconnections.	Weak source signal; interference; router overload.	Try repositioning your RV slightly if possible to improve signal strength. Ensure no other devices are causing significant interference. Reduce the number of devices actively streaming or downloading on your private network.

If these steps do not resolve your issue, please refer to the official KING support resources or contact customer service.

SPECIFICATIONS

Feature	Detail
Model Name	Falcon
Item Model Number	KF1000
Brand	KING
Item Weight	2.7 pounds (approx. 1.22 kg)
Product Dimensions	22.65 x 10.95 x 9.18 inches (approx. 57.5 x 27.8 x 23.3 cm)
Special Feature	LED Indicator
Frequency Band Class	Dual-Band (2.4 GHz, 5 GHz)
Wireless Communication Standard	2.4 GHz Radio Frequency, 5 GHz Radio Frequency
Compatible Devices	Router
Connectivity Technology	Wi-Fi
Color	White







WARRANTY AND SUPPORT

For detailed warranty information, please refer to the documentation included with your product or visit the official KING website. Warranty terms and conditions may vary.

Additional support resources, including FAQs, troubleshooting guides, and contact information for customer service, can be found on the KING website. You can also refer to the official User Manual PDF available online for more in-depth instructions: [KING KF1000 User Manual \(PDF\)](#).

Visit the KING Brand Store for more products and information:[KING Store on Amazon](#).

Related Documents - KF1000

 <p>KING Wi-FiMax Wi-Fi Extender KWM1000</p> <p>KING Swift Omnidirectional Wi-Fi Antenna KS1000</p> <p>Contents</p> <ul style="list-style-type: none"> 1. Introduction 2. Features 3. Specifications 4. Installation 5. Operation 6. Troubleshooting 7. Warranty 	<p>KING Wi-FiMax KWM1000 & KING Swift KS1000 Operation Manual</p> <p>Comprehensive guide for the KING Wi-FiMax KWM1000 Wi-Fi Extender and KING Swift KS1000 Omnidirectional Wi-Fi Antenna, covering setup, operation, installation, troubleshooting, specifications, and warranty.</p>
 <p>KING JACK Low Profile Digital HDTV Over-the-Air Antenna Owner's Manual</p> <p>Model OA8400 • White Model OA8401 • Black</p> <p>Contents</p> <ul style="list-style-type: none"> 1. Introduction 2. Features 3. Specifications 4. Installation 5. Operation 6. Troubleshooting 7. Warranty <p>Thank you for choosing a KING Antenna!</p>	<p>KING Jack HDTV Antenna System Owner's Manual OA8400 OA8401</p> <p>Comprehensive owner's manual for the KING Jack HDTV Antenna System, detailing installation, operation, and warranty for models OA8400 (White) and OA8401 (Black). Includes specifications and setup instructions.</p>
 <p>KING JACK Model OA8300 Amplified HDTV Antenna</p> <p>Contents</p> <ul style="list-style-type: none"> 1. Introduction 2. Features 3. Specifications 4. Installation 5. Operation 6. Troubleshooting 7. Warranty 	<p>KING Jack OA8300 Amplified HDTV Antenna Installation and Operation Guide</p> <p>This guide provides detailed instructions for installing and operating the KING Jack OA8300 Amplified HDTV Antenna. It covers component verification, mounting options (RV and pole), connection procedures, channel scanning, troubleshooting, and warranty information.</p>
 <p>Tone King Falcon Grande® User's Manual</p> <p>Model FG-100</p> <p>Contents</p> <ul style="list-style-type: none"> 1. Introduction 2. Features 3. Specifications 4. Installation 5. Operation 6. Troubleshooting 7. Warranty 	<p>Tone King Falcon Grande Guitar Amplifier User Manual</p> <p>Comprehensive user manual for the Tone King Falcon Grande guitar amplifier, detailing specifications, controls, sound dialing, attenuator usage, home setup tips, tube replacement, and warranty information.</p>
 <p>KING JACK TROUBLESHOOTING GUIDE Digital HDTV Over-the-Air Antennas</p> <p>KING</p>	<p>KING JACK Digital HDTV Over-the-Air Antennas Troubleshooting Guide</p> <p>A comprehensive troubleshooting guide for KING JACK Digital HDTV Over-the-Air Antennas, covering common issues, diagnostic steps, and replacement procedures for optimal performance.</p>
 <p>Sky King ROTATOR Model SU-2000</p> <p>Contents</p> <ul style="list-style-type: none"> 1. Introduction 2. Features 3. Specifications 4. Installation 5. Operation 6. Troubleshooting 7. Warranty 	<p>Sky King SU-2000 Rotator Installation and Operation Manual</p> <p>Comprehensive guide for installing and operating the Sky King SU-2000 TV/FM light-weight ham antenna rotator. Includes cable connection, drive unit mounting, antenna mounting, and operational instructions.</p>



[\[pdf\]](#) User Manual Instructions Troubleshooting Guide Specifications Warranty Automatic Directional Wi Fi Antenna KF1000 Forest RiverOPERATING NOTES Do not operate the KING Falcon while vehicle is in motion The will locate signals motion King Controls Model KF1001 Operating InstructionsKing Instructionsforestriverinc files Component Manuals Satellite King Instructions ||| Automatic Directional Wi-Fi Antenna Installation and Operating Instructions**KF1000** White KF1001 Black includes the KING Wi-FiMax Router KWM1000 CONTENTS OPERATION..... 1-20 INSTALLATION..... lang:en **score:37** filesize: 3.32 M page_count: 36 document date: 2019-01-18



[\[pdf\]](#) User Manual Installation Guide Instructions Troubleshooting Guide Specifications Guide Warranty 22872 Rev E Installation Guide KING Falcon Retail 01 03 20 COMPRESSED GGlobus Product Manual King Connect Make sure the power inserter and Wi-FiMax router are connected plugged in as shown OPERATING NOTES Do not operate while KF1000 kingconnect content Manuals Wi Fi Products connect Being paired with antenna allows user to aim select upstream networks You do NOT need be your Automatic Directional Antenna White KF1001 Automatic Directional Wi-Fi Antenna Installation and Operating Instructions**KF1000** White KF1001 Black includes the KING Wi-FiMax Router KWM1000 CONTENTS OPERATION 1-20 INSTALLATION lang:en **score:33** filesize: 4.28 M page_count: 36 document date: 2020-02-26



[\[pdf\]](#) User Manual Instructions Troubleshooting Guide Specifications Warranty King Controls Wi Fi Antenna Model Falcon KF1000 KF1001 Operating Instructions Automatic Directional White Forest River NOTE Please read thru this manual before using or installing You will need to the free KING app use product see page 1 Page 2 Go your smart phone tablet s settings and connect 5G network If you do not XXXXXX 5GHz XXXXX 4GHz Always choose if possible as it is faster than B1aVwOtFUTS forestriverinc files Component Manuals Satellite images na ssl amazon I Automatic Directional Wi-Fi Antenna Installation and Operating Instructions**KF1000** White KF1001 Black includes the KING Wi-FiMax Router KWM1000 CONTENTS OPERATION..... 1-20 INSTALLATION..... lang:en **score:30** filesize: 3.32 M page_count: 36 document date: 2019-01-18



[\[pdf\]](#) User Manual Instructions

Please read this manual carefully before operating your TV and necessary parts yyThe wall mount bracket is optional Make sure to use the proper length yyFor more information refer supplied with Jensen LG King Manual tiffinmotorhomes owner Wayfarer WiFi Tiffin Motorhomes If you connect a gaming device cable Refer external equipment s for instructions rcgarkskyk9ln7qkrx stackpathdns -:0 02 ,/ 8 ,26 67 0 ,QVWDOODWLRQDQG2ZQHU V0DQXD0 8; 0, 86 0=3 ,QWURGXFWRQ LVF1RWHV , ... ir respective owners. Automatic Directional Wi-Fi Antenna Installation and Operating Instructions **KF1000** White KF1001 Black includes the KING Wi-FiMax Router KWM1000 CONTENTS OPERATION lang:i-klngon **score:26** filesize: 7.43 M page_count: 118 document date: 2019-06-26



[\[pdf\]](#) User Manual Instructions Troubleshooting Guide Specifications Warranty

Automatic Directional Wi Fi Antenna KF1000 White KF1001 Black Thank you for choosing a KING Falcon antenna! FIRST TIME USE Go to the next page and follow first time use instructions IF YOU HAVE COMPLETED 734150M i sears s d mp 10139461 prod 13674525929 631855ee806bae448358ab6130dd48f35870f609 src productimageserver literature ownersManual NOTE Please read thru this manual before using or installing You will need free app product see 1 Manual rvupgradestore v vspfiles assets portal at location supplying The automatically begin scan available upstream networks Once is complete select network that would like connect 2 locate your selected confirm success 3 ap T Continue KC1137 Fun Lake Campground 734160M Automatic Directional Wi-Fi Antenna Installation and Operating Instructions**KF1000** White KF1001 Black includes the KING Wi-FiMax Router KWM1000 CONTENTS OPERATION..... 1-20 INSTALLATION..... lang:en **score:25** filesize: 3.34 M page_count: 36 document date: 2018-08-28



[\[pdf\]](#) Installation Guide Guide

Automatic Directional Wi Fi Antenna Page 2 1 Go to your smart phone or tablet s settings page and connect the KING 5G network If you do not see XXXXXX 5GHz XXXXX 4GHz Always choose if possible as it is faster than king kf1000 kf1001 installation guide roadtrucker images manuals 6 Network with personalized name device cannot ... lang:en **score:23** filesize: 3.66 M page_count: 35 document date: 2019-06-24



[\[pdf\]](#) Installation Guide Catalog

Catalog Pages sElectronic RV Wi Fi Antenna King Falcon Wifi Extender Black KF1001 MMRV OnlineELECONE00002 6cdn shopify s files 1 0461 7758 3255 ELECONE00002 6 v 1616692640 sCatalog OnlineElectronic White KF1000 861ad54e 701c 47cf bfee 9153918eb453cdn 1616692640cdn 9153918eb453 1616712493 ||| **KF1000/KF1001** KING Falcon™ Fully Automatic Directional Wi-Fi Antenna w/Extender The KING Falcon is a high-gain, self-pointing, roof-mounted RV Wi-Fi antenna. The KING Falcon provides fast, reliable, secure Wi-Fi anywhere. With the free KING Falcon App, your antenna will find your network and lock o... lang:en **score:23** filesize: 326.44 K page_count: 1 document date: 2018-03-23




[\[pdf\]](#) User Manual Instructions Troubleshooting Guide Specifications Warranty

KING KWM1000 Wi-FiMax Router Range Extender Black User Manual B089RDTBZF B07D1F2MPR B07GT29CLK B07D1DFHYZ B07GSZ3XHR A1rFKvGCEcL m media amazon images | |||

Automatic Directional Wi-Fi Antenna Installation and Operating Instructions **KF1000** White KF1001 Black includes the KING Wi-FiMax Router KWM1000 CONTENTS OPERATION 1-20

INSTALLATION

lang:en score:21 filesize: 1.21 M page_count: 36 document date: 2021-11-02




[\[pdf\]](#) User Manual Instructions Troubleshooting Guide Specifications Warranty

User Manual KING KS1000 Swift Range Extender and Wi-FiMax Router Black CE2000 Cable Entry Cover White Electronics A1K 7Bfa34L m media amazon images | |||

User Manual of Product 1: KING KS1000 Swift Range Extender and Wi-FiMax Router , Black Automatic Directional Wi-Fi Antenna Installation and Operating Instructions

KF1000 White KF1001 Black includes the KING Wi-FiMax Router KWM1000 CONTENTS OPERATION.....

lang:en score:20 filesize: 1.21 M page_count: 37 document date: 0000-00-00



[\[pdf\]](#)

Dealer Portal 2021 KING Merchandising 4pg FINAL store w643zmndrg mybigcommerce content |||

2021 KING MERCHANDISING ASSETS #23105 KING Header Card - 4ft #23104 KING Header Card - 3ft KING Extend Non-Working Display #KX2000D KING Falcon Non-Working Display **KF1000D** KING Swift Non-Working Display #KS1000D KING Wi-FiMax Non-Working Display #KWM1000D KING Wi-Fi Suite Non-Working Display inclu...

lang:en score:19 filesize: 1.47 M page_count: 4 document date: 2021-06-16




[\[pdf\]](#) User Manual Instructions Troubleshooting Guide Specifications Warranty

Untitled King Controls KF1000 Owners Manu Buy Falcon Directional Wi Fi Extender 73415OM rvpartshop index controller attachment id 11415 |||

Automatic Directional Wi-Fi Antenna Installation and Operating Instructions **KF1000** White KF1001 Black includes the KING Wi-FiMax Router KWM1000 CONTENTS OPERATION 1-20

INSTALLATION

lang:en score:19 filesize: 1.59 M page_count: 36 document date: 2021-05-28



[\[pdf\]](#) Product Photos

Microsoft Word FCC Antenna Info 9 7 18 Nicole Ripplinger KING KWM1000 UUMKWM1000 kwm1000 Antenna Information C2PC KING Falcon Antenna September 7, 2018 List of Antennas Tenda 50001828, 5dBi, 2.4 GHz dipole antenna KING **KF1000**/KF1001, 8 dBi, 2.4 GHz Yagi antenna Photographs See External Photos document submitted with this filing. FCC 15.203 Compliance The 5dBi dipole antenna connects... lang:en **score:19** filesize: 42.65 K page_count: 1 document date: 2018-09-07



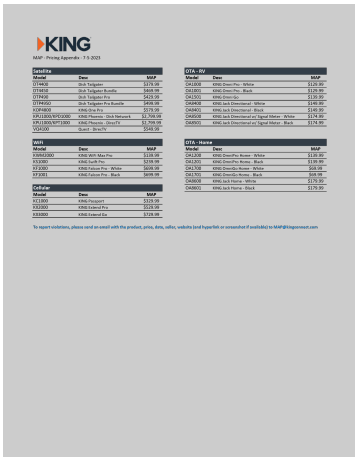
[\[pdf\]](#) Borchure

22520 REV H2 KING All Product Brochure 5 fold 012020 kingconnect content Wi-Fi EXTENDERS Weak signal No problem. KING offers a full suite of Wi-Fi connectivity solutions, ... f-Mounted Automatic Directional Wi-Fi Antenna KING Wi-FiMax Bundle 6x Better 5GHz 2.4GHz MFR # **KF1000** White # KF1001 Black Includes all the great features of KING Wi-FiMax PLUS: Premium dir... lang:en **score:18** filesize: 2.63 M page_count: 2 document date: 2020-02-03



[\[pdf\]](#)

MAP Policy Home KINGMAPPolicy store w643zmndrg mybigcommerce content KING Not Found Portable Wifi Antenna Products ||| KING Minimum Advertised Pricing Policy KING actively supports the advertising and promotion of its ... 00 is 249.99, the KING Falcon Stationary Automatic Directional Wi-Fi antenna with Wi-FiMax bundle **KF1000**/KF1001 is 549.99, the KING Extend LTE / Cell Signal Booster KX1000 is 499.99, The KING E... lang:en **score:18** filesize: 235.27 K page_count: 2 document date: 2022-03-23



[\[pdf\]](#)

MAP Pricing Appendix 5 23 editable xlsx Max Helgeson Satellite Internet for RV TV and More KING Connect 7 kingconnect content ||| MAP - Pricing Appendix - 7-5-2023 Satellite Model DT4400 DT4450 DTP490 DTP4950 KOP4800 KPU1000/KPD1 ... ter - Black MAP 129.99 129.99 139.99 149.99 149.99 174.99 174.99 WiFi Model KWM2000 KS1000 **KF1000** KF1001 Cellular Model KC1000 KX2000 KX3000 Desc KING Wi-Fi Max Pro KING Swift Pro KING Falcon... lang:en **score:17** filesize: 436.6 K page_count: 1 document date: 2023-07-17

ZKRA010

Guangdong ZK Radio Electronic Tech Co., Ltd

Antenna Specifications

DOC No :

20211029002

Customer:

ZKTECO

P/N:

Product name:

ID Antenna

Product model:

KF1000-ID (T367)

Supplier :

Guangdong ZK Radio Electronic Tech Co., Ltd

Specification:

ID Antenna, L*W 22mm*11mm(±0.3mm)/Cable Length 20mm

Sample date:

20211029

QTY:

SPCS

Supplier confirmation	Completion	Software engineer	Hardware engineer
Customer confirmation	Chief Tester	Verification	

Add:

Rm1004, 10th Floor, Block B, Building 3, Cloud Park, Bantian, Longgang District, Shenzhen, Guangdong Province, China. Zip code: 518129

QQ:

2388389173

Mobile:

18654058891

Email:

xiangmuguan@zkradio.com

Contact:

Qun Yu

Shenzhen office:

Room 1004, 10th Floor, Block B, Building 3, Cloud Park, Bantian, Longgang District, Shenzhen, China. Zip code: 518129

Factory add :

4th Floor, Block 2, Building A, No.3 Huatai South Road, Shaoji Village, Tangxia Town, Dongguan City, Guangdong, 447100, China


[pdf] Specifications Declaration of Conformity

QUOTATION king Antenna Spec ZKTECO CO LTD 20809 Smart Terminal 2AJ9T 2AJ9T20809
Guangdong ZK Radio Electronic Tech Co., Ltd Antenna Specifications DOC No. 202110290002 Customer: ZKTECO P/N Product name ID Antenna Product model **KF1000**-IDT367 Supplier Guangdong ZK Radio Electronic Tech Co., Ltd Specification ID AntennaL*W 22mm*11mm 0.3mm /Cable Length 20mm Sample d...
lang:en score:15 filesize: 191.64 K page_count: 4 document date: 2023-07-17



[pdf] Product Photos

Nicole Ripplinger External Photos KING KWM1000 UUMKWM1000 kwm1000
Image 1: KWM1000 Top View with detachable 2.4GHz antenna Image 2: KWM1000 Bottom View with detachab ... op View Image 20: Bottom View Image 21: RP-SMA/SMB 11ft. Image 22: RP-SMA/SMB 25in. Image 23: **KF1000** Power Adaptor Image 24: **KF1000** Power Inserter Image 25: Full System Setup ...
lang:de score:15 filesize: 590.9 K page_count: 13 document date: 2018-08-28



[pdf] Diagram Product Photos Teardown

Microsoft Word internal photos 2 docx VALbert Internal Photos KING KWM1000 UUMKWM1000 kwm1000
Falcon Antenna Models **KF1000** and KF1001 Internal Photos Control Board and Encoder Board, Top Side Note: Shield lid not installed for testing nor for production. Control Board and Encoder Board, Bottom Side Power Inserter, Top Side Power Inserter, Bottom Side Yagi Antenna Block Diagram ...
lang:de score:13 filesize: 632.13 K page_count: 3 document date: 2018-10-01



[pdf] User Manual Instructions Troubleshooting Guide Specifications Warranty

Untitled King Controls KF1001 Owners Manu Buy Falcon Directional Wi Fi Extender 734160M rvpartshop
index controller attachment id 11416 |||
Automatic Directional Wi-Fi Antenna Installation and Operating Instructions**KF1000**
White KF1001 Black includes the KING WiFiMax Router KWM1000 CONTENTS
OPERATION 1-20
INSTALLATION
lang:en score:12 filesize: 1.59 M page_count: 36 document date: 2021-05-28



[2021 RV & MH Parts & Accessories Catalog - Northern Wholesale Supply](#)

Explore the 2021 Northern Wholesale Supply catalog featuring a comprehensive range of RV and MH parts and accessories, including Dometic awnings, electrical components, and sanitation solutions for recreational vehicles.

lang:en score:12 filesize: 328.58 M page_count: 1307 document date: 2021-02-09



[\[pdf\] User Manual Owner's Manual](#)

Double Play Good Sam For optimum performance and safety we recommend you read the owner's manual before operating your Honda Power Equipment TrailerLifeMagazineMay2019 webcontent goodsam trailerlife digital editions


TOWING MUSCLE RAM RAISES THE BAR...AGAIN HOT STUFF 3

NMCOEAOWKKEGORSUUITLMLSSMSTIEZORZLE Page 49 TE ... s/36,000 miles

Powertrain Warranty 5 years/100,000 miles Chevrolet www.chevrolet.com/trucks

MFR# **KF1000** White KF1001 Black TM Roof-Mounted Automatic Directional Wi-Fi Antenna KING WiFiMaxTM...

lang:en score:12 filesize: 61.66 M page_count: 112 document date: 2019-03-20



[\[pdf\] Declaration of Conformity](#)

KirbyCabinetCoolerEvaporators heatcraft au component docman doc 44 kirby cabinet cooler evaporators
|||

Kirby Cabinet Cooler Evaporators A compact design means maximum storage space 310W 2350W Front ... its, consult your authorised Heatcraft branch KF Low Temperature Product Number KF450 KF600 KF750 **KF1000** KF1380 KF1650 Capacity* Watts 6KTD R404a R22 470 440 620 590 790 710 1170 1000 ...

lang:en score:12 filesize: 1.41 M page_count: 8 document date: 2010-07-05



[\[pdf\]](#) User Manual

Motorhome Good Sam HWH® Automatic Manual Air Leveling included BI AXIS® Driver selectable ride heights to adjust for wind road crown or rough surfaces MotorHomeMagazineJuly2019 webcontent goodsam motorhomemagazine digital editions

HOW TO KEEP AN RV REFRIGERATOR WORKING PROPERLY 10 NEW MOTORHOMES, PRODUCTS AND CONCEPTS WEST COAS ... the renovation. The rest of the interior was full of trash and debris when first purchased. MFR # **KF1000** White KF1001 Black WI-FI ANTENNA No more walking to the coffee shop or visitor center to...

lang:en score:12 filesize: 45.65 M page_count: 108 document date: 2019-05-21