

Macally ACEKEYA

Macally Ultra Slim USB Wired Computer Keyboard Instruction Manual

Brand: Macally | Model: ACEKEYA

INTRODUCTION

This manual provides comprehensive instructions for the setup, operation, maintenance, and troubleshooting of your Macally Ultra Slim USB Wired Computer Keyboard. Designed for both Apple Mac and Windows PC systems, this full-size keyboard features a numeric keypad and 20 Mac-specific shortcut keys, offering a familiar layout and enhanced productivity.

SETUP

The Macally Ultra Slim USB Wired Keyboard is designed for simple plug-and-play functionality, requiring no additional drivers for most operating systems.

Connecting the Keyboard

1. Locate an available USB-A port on your computer (Mac or Windows PC).
2. Insert the USB connector of the keyboard firmly into the USB-A port.
3. The keyboard should be automatically recognized by your operating system and ready for use within a few seconds.



Wired for Mac.

A simple plug and play **USB-A** wired solution built specifically for your Macbook or iMac

Image: The Macally keyboard connected via USB-A to a computer setup, illustrating its wired connection.



Image: A full view of the Macally keyboard, highlighting its slim profile and the integrated USB cable.

OPERATION

The Macally keyboard offers a standard QWERTY layout with a full numeric keypad and dedicated function keys, including 20 Apple-specific shortcuts for enhanced productivity on macOS.

Function Keys and Multimedia Controls

The top row of keys (F1-F12) serves dual purposes. By default, they act as special function keys for macOS (e.g., brightness, volume, media playback). For standard F1-F12 functionality, press the **Fn** key simultaneously with the desired function key.

- **Fn + Esc:** Toggles between standard function keys (F1-F12) and special function keys.
- **F1/F2:** Screen Brightness adjustment.
- **F3:** Mission Control.
- **F4:** Launchpad.
- **F7/F8/F9:** Previous Track / Play-Pause / Next Track.
- **F10/F11/F12:** Mute / Volume Down / Volume Up.
- **Eject Key:** Ejects optical media (if applicable).



20 Mac Shortcuts.

So you have quick access to the commands you are familiar with

Image: Detailed view of the keyboard's top row, illustrating the 20 Mac shortcut functions available.

Numeric Keypad

The integrated numeric keypad on the right side of the keyboard allows for efficient data entry and calculations. Ensure **Num Lock** is enabled for numeric input.

Key Feel and Design

The keyboard features scissor-switch keys, providing a tactile yet quiet typing experience similar to that of a MacBook. Its ultra-slim design and aluminum backplate contribute to its stability and durability.



Scissor Switch Keys.

For a tactile yet quiet typing experience, very similar to the keys on a Macbook

Image: An angled perspective of the keyboard, emphasizing the low-profile scissor switch keys for comfortable typing.




Image: A side view demonstrating the keyboard's minimal height, which is less than that of a penny.

MAINTENANCE

Proper care and maintenance will ensure the longevity and optimal performance of your Macally keyboard.

- **Cleaning:** To clean the keyboard, disconnect it from your computer. Use a soft, lint-free cloth slightly dampened with water or a mild, non-abrasive cleaning solution. Avoid spraying liquids directly onto the keyboard. For dust and debris between keys, use compressed air.
- **Storage:** When not in use for extended periods, store the keyboard in a clean, dry environment away from extreme temperatures and direct sunlight.
- **Handling:** Avoid dropping the keyboard or exposing it to excessive force, which could damage the internal components or the aluminum casing.

TROUBLESHOOTING

If you encounter issues with your Macally keyboard, please refer to the following common troubleshooting steps:

- **Keyboard Not Responding:**
 - Ensure the USB cable is securely connected to both the keyboard and the computer's USB port.
 - Try connecting the keyboard to a different USB port on your computer.
 - Test the keyboard on another computer to determine if the issue is with the keyboard or the original computer.
 - Restart your computer.
- **Keys Not Functioning Correctly or Mapped Incorrectly:**
 - Verify that the **Fn** key is not inadvertently pressed or locked, affecting the function key behavior. Press **Fn + Esc** to toggle.

- Check your operating system's keyboard settings (System Preferences > Keyboard on Mac; Settings > Devices > Typing on Windows) to ensure correct layout and any custom key assignments.
- For specific application issues (e.g., certain keys not working in Microsoft Office), check the application's own settings or try updating the application.

- **Static Shock or Intermittent Disconnection:**

- Ensure your computer and peripherals are properly grounded.
- Avoid using the keyboard in environments with very low humidity, which can increase static electricity.
- If using a USB hub, try connecting the keyboard directly to the computer.

If these steps do not resolve the issue, please contact Macally customer support for further assistance.

SPECIFICATIONS







Feature	Detail
Product Dimensions	17"L x 4.5"W x 0.4"H (0.4 x 17 x 4.5 inches)
Item Weight	1.1 pounds
Model Number	ACEKEYA
Connectivity Technology	Wired (USB-A)
Keyboard Description	QWERTY, Full-Size with Numeric Keypad
Compatible Devices	Apple Mac Pro / Mini, Macbook Pro / Air, iMac, Windows Laptop or Desktop PC
Special Features	Ultra-slim design, Aluminum backing, 20 Mac shortcut keys, Scissor-switch keys
Color	Silver
Manufacturer	Mace Group Inc / Macally Peripherals
Language	English

WARRANTY AND SUPPORT

The Macally Ultra Slim USB Wired Computer Keyboard is backed by a **1-year warranty** from the date of purchase, covering manufacturing defects. Macally also provides **lifetime support** for this product.

For warranty claims, technical assistance, or further inquiries, please visit the official Macally website or contact their customer support directly.

[Visit the Macally Store on Amazon](#)

<div>WKEYHUBMB</div> <div>MACALLY</div> <div>ULTRA SLIM USB WIRED KEYBOARD WITH 2 USB PORTS FOR MAC</div> <div></div> <div>GB User guide / DE Bedienungsanleitung FR Guide d'utilisation / ES Guía del usuario NL Gebruikershandleiding / IT Guida utente</div>	<div>Macally WKEYHUBMB Ultra Slim USB Wired Keyboard for Mac - User Guide</div> <div>Comprehensive user guide for the Macally WKEYHUBMB ultra-slim USB wired keyboard designed for Mac. Learn about setup, features, shortcut keys, safety, warranty, and technical support.</div>
<div></div> <div>RECHARGEABLE BLUETOOTH 35-KEY NUMERIC KEYPAD User's Guide</div> <div></div> <div></div>	<div>Macally BTNUMKEYPRO Rechargeable Bluetooth 35-Key Numeric Keypad User's Guide</div> <div>User's guide for the Macally BTNUMKEYPRO rechargeable Bluetooth 35-key numeric keypad. Learn about setup, pairing with Mac, Windows, iOS, and Android devices, hardware basics, and technical support.</div>
<div>RFNUMKEY22</div> <div>MACALLY</div> <div>22-KEY WIRELESS RF NUMERIC KEYPAD User guide</div> <div></div> <div></div>	<div>Macally RFNUMKEY22 Wireless RF Numeric Keypad User Guide</div> <div>User guide for the Macally RFNUMKEY22 wireless RF numeric keypad. Learn about setup, safety, package contents, hardware basics, technical support, and warranty for efficient data entry on spreadsheets and accounting software.</div>
<div>BTWKEYMB</div> <div>MACALLY</div> <div>ULTRA SLIM BLUETOOTH WIRELESS KEYBOARD</div> <div></div> <div>GB User guide / DE Bedienungsanleitung FR Guide d'utilisation / ES Guía del usuario NL Gebruikershandleiding / IT Guida utente</div>	<div>Macally BTWKEYMB Ultra Slim Bluetooth Wireless Keyboard User Guide</div> <div>Comprehensive user guide for the Macally BTWKEYMB Ultra Slim Bluetooth Wireless Keyboard, covering setup, pairing, features, and troubleshooting for Mac, iPad, and iPhone.</div>
<div>SLIMKEYPRO/A</div> <div>MACALLY</div> <div>104 KEY ULTRA SLIM USB KEYBOARD FOR MAC</div> <div></div> <div>GB User guide / DE Bedienungsanleitung FR Guide d'utilisation / ES Guía del usuario NL Gebruikershandleiding / IT Guida utente</div>	<div>Macally SLIMKEYPRO/A 104-Key Ultra Slim USB Keyboard for Mac - User Guide</div> <div>This guide provides instructions for the Macally SLIMKEYPRO/A, a 104-key ultra-slim USB keyboard designed for Mac. It covers setup, hardware basics, shortcut key functions, standard function key modes, technical support, warranty information, and environmental compliance.</div>
<div></div> <div>SOLAR POWERED SLIM BLUETOOTH KEYBOARD FOR MAC User's Guide</div> <div></div> <div></div>	<div>Macally BTSOLARKEY Solar Powered Slim Bluetooth Keyboard for Mac User's Guide</div> <div>User's guide for the Macally BTSOLARKEY, a solar-powered, slim Bluetooth keyboard designed for Mac computers. Learn about setup, pairing, features, and troubleshooting.</div>

