Manuals+
Q & A | Deep Search | Upload

AEMC 6255

AEMC INSTRUMENTS Model 6255 Micro-Ohmmeter User Manual

Precision Resistance Measurement Device

Overview | Safety Information | Components | Setup | Operating Instructions | Maintenance | Troubleshooting | Specifications | Warranty | Support

1. Overview

The AEMC INSTRUMENTS Model 6255 is a high-precision Micro-Ohmmeter designed for accurate resistance measurements. It is capable of measuring resistance from 0.1 microhm up to 2500 ohms, with a resolution of 0.1 microhm. This device is suitable for a wide range of industrial and scientific applications requiring precise low-resistance measurements.

Key features include an LCD display, an output current range of 0.1A to 10A, and internal data storage for up to 1500 test results. It is powered by an 8.5Ah NiMH battery, ensuring portability and extended operation.

2. Safety Information

Before operating the AEMC Model 6255, please read and understand all safety instructions. Failure to comply with these instructions may result in electric shock, fire, or damage to the instrument.

- Always ensure the instrument is in good working condition before use.
- Do not use the instrument if it appears damaged or if the insulation on test leads is compromised.
- Observe all local and national safety codes.
- The instrument is rated IEC/EN 61010-1 CAT III 50V Pol 2. Adhere to these safety categories during operation.
- Do not attempt to measure resistance on live circuits unless specifically designed and rated for such applications.
- Use only accessories and test leads supplied or recommended by AEMC INSTRUMENTS.
- Keep the instrument dry and clean. Avoid exposure to extreme temperatures or humidity.

3. Product Components and Features

The AEMC Model 6255 Micro-Ohmmeter comes with the following items:

- AEMC INSTRUMENTS 6255 Micro Ohm Meter
- Necessary test leads (not explicitly listed in "whats_in_the_box" but implied for operation)
- Power adapter/charger (for NiMH battery)
- User Manual (this document)

Figure 1: AEMC INSTRUMENTS Model 6255 Micro-Ohmmeter. The image displays the AEMC Model 6255 Micro-Ohmmeter housed within its robust yellow protective case, which is shown open. The device itself is yellow and black, featuring a clear LCD display that shows "72.6" and "0.1365 mΩ". To the left of the display are red and black input terminals labeled C1, P1, P2, and C2. Below the display are several control buttons. On the right side, there is a large rotary dial and a yellow START/STOP button. The overall design emphasizes durability and ease of use for industrial applications.

Key Components:

- **LCD Display:** Provides clear readings of resistance values, current, and other operational parameters.
- **Input Terminals (C1, P1, P2, C2):** For connecting test leads to the circuit under test. These are typically used for 4-wire (Kelvin) measurements to eliminate lead resistance.
- **Control Buttons:** Used for navigating menus, setting parameters, and initiating tests.
- **Rotary Selector:** For selecting measurement ranges or functions.
- **START/STOP Button:** Initiates and terminates resistance measurements.
- **Protective Case:** Durable yellow case designed to protect the instrument in various environments.

4. Setup

4.1 Initial Charging

The AEMC Model 6255 is powered by an 8.5Ah NiMH battery. Before first use, or if the battery is low, connect the provided charger to the instrument and a suitable power outlet. Allow sufficient time for the battery to fully charge. The charging indicator on the device will provide status.

4.2 Connecting Test Leads

The Model 6255 utilizes a 4-wire (Kelvin) measurement method for high accuracy, which requires four connections to the test object. This method minimizes the impact of lead resistance on the measurement.

1. Ensure the instrument is turned off before connecting leads.
2. Connect the current leads (C1 and C2) to the outer points of the resistance to be measured.
3. Connect the potential leads (P1 and P2) to the inner points of the resistance to be measured. These leads measure the voltage drop across the resistance.
4. Ensure all connections are secure and clean to prevent erroneous readings.

5. Operating Instructions

5.1 Powering On/Off

Press and hold the power button (if separate, or a specific function on the rotary dial) to turn the instrument on. Repeat the action to turn it off.

5.2 Selecting Measurement Mode

Use the rotary selector switch to choose the desired measurement range or mode. The Model 6255 supports resistance measurements from 0.1 microhm to 2500 ohms.

5.3 Performing a Measurement

1. Ensure the test leads are correctly connected to the object under test as described in Section 4.2.
2. Select the appropriate measurement range using the rotary dial. If unsure, start with a higher range and decrease as needed.
3. Press the **START/STOP** button to initiate the measurement. The instrument will apply a test current (0.1A to 10A) and display the resistance value on the LCD.
4. Wait for the reading to stabilize. The LCD will show the measured resistance with 0.1 microhm resolution.
5. Press the **START/STOP** button again to stop the measurement.

5.4 Data Storage and Recall

The Model 6255 can store up to 1500 test results. Refer to the on-screen menu or specific buttons (e.g., "MEM" or "SAVE") for instructions on saving and recalling measurements. The RS232 interface allows for data transfer to a computer for further analysis.

6. Maintenance

6.1 Cleaning

Regularly clean the instrument's casing and display with a soft, damp cloth. Do not use abrasive cleaners or solvents. Ensure the instrument is turned off and disconnected from any power source before cleaning.

6.2 Battery Care

To prolong the life of the 8.5Ah NiMH battery:

- Recharge the battery when the low battery indicator appears.
- Avoid deep discharges where possible.
- If storing the instrument for an extended period, ensure the battery is partially charged (around 50%) and recharge it every few months.
- Do not expose the battery to extreme temperatures.

6.3 Calibration

The AEMC Model 6255 is a precision instrument. While the product description states "No Calibration Certificate" is included, periodic calibration by a qualified service center is recommended to ensure continued accuracy and compliance with industry standards. Contact AEMC INSTRUMENTS for calibration services.

7. Troubleshooting

Problem	Possible Cause	Solution
Instrument does not power on.	Battery is discharged.	Connect the charger and allow the battery to charge fully.
Erratic or unstable readings.	Poor test lead connections; Interference; Test object issues.	Ensure leads are securely connected and clean. Move away from strong electromagnetic fields. Verify the integrity of the test object.
Display shows "OVERLOAD" or "OL".	Resistance value exceeds selected range; Open circuit.	Select a higher measurement range. Check for open circuits in the test setup.
Cannot save test results.	Memory full.	Transfer stored data to a computer via RS232 and clear instrument memory.

8. Specifications

Parameter	Value
Model	6255
Resistance Range	0.1 microhm to 2500 ohm

Parameter	Value
Resolution	0.1 microhm
Accuracy	+/-0.05 Percent
Output Current	0.1A to 10A
Display	LCD
Power Source	8.5Ah NiMH Battery
Counts	2,500
Safety Rating	IEC/EN 61010-1 CAT III 50V Pol 2
Data Storage	1500 Test Results
Interface	RS232
Product Dimensions	1 x 1 x 1 inches
Item Weight	0.01 Ounces
Manufacturer	AEMC INSTRUMENTS

9. Warranty Information

AEMC INSTRUMENTS products are designed and manufactured to the highest quality standards. For specific warranty terms and conditions applicable to your Model 6255 Micro-Ohmmeter, please refer to the warranty card included with your product or visit the official AEMC INSTRUMENTS website. Typically, warranties cover defects in materials and workmanship under normal use.

Please retain your proof of purchase for any warranty claims.

10. Customer Support

For technical assistance, service, or repair of your AEMC Model 6255 Micro-Ohmmeter, please contact AEMC INSTRUMENTS customer support.

- **Website:** Visit the official AEMC INSTRUMENTS website for FAQs, product documentation, and support contact information. www.aemc.com
- **Contact:** Refer to the website or your product packaging for phone numbers and email addresses for technical support in your region.

When contacting support, please have your instrument's model number (6255) and serial number ready.

© 2023 AEMC INSTRUMENTS. All rights reserved. Model 6255 User Manual.

Documents - AEMC – 6255

[pdf] User Manual Documentation Warranty

Model 6255 aemc 2129 84 micro ohmmeter user manual bhd ca calibration bhdassets manuals |||

User Manual ENGLISH Micro-Ohmmeter Model **6255** MICRO-OHMMETERS Copyright Chauvin Arnoux, Inc. d.b.a. AEMC Instruments. All rights reserved. No part of this documentation may be reproduced in any form or by any means including electronic storage and retrieval or translation into any other language ...

lang:en score:39 filesize: 2.4 M page_count: 52 document date: 2024-08-30



[pdf] User Manual Instructions Reference Guide Guide

AEMC Micro Ohmmeter Model 6255 BUTTON FUNCTIONS QUICK manual for return instructions Activates the secondary function of a button The symbol appears on left side screen Press this and then press desired to select In SET UP mode selects or increments flashing parameter Quick Ref Card EN aemc userfiles files resources usermanuals Ohmmeters

AEMC Micro-Ohmmeter Model **6255** QUICK REFERENCE GUIDE READ THE USER MANUAL AND COMPLY WITH ALL PRECAUTIONS FOR USE LIST OF ERROR CODES Err 1 Err 2 Err 3 Err 4 Err 5 Err 6 Err 7 Err 8 Err 9 Err 10 Err 11 Err 12 Err 13 Err 21 Err 22 Err 23 Err 24 Err 25 Err 26 Err 27 Err 28 Err 29 Low battery level ...

lang:en score:38 filesize: 667.19 K page_count: 2 document date: 2019-09-18



[pdf] Instructions

Lynn LENTZ Battery Pack Replacement Instructions 6250 6255 AEMC Product Literature Software and Videos Instruments 6240 aemc userfiles files resources usermanuals Micro Ohmmeters |||

BATTERY PACK REPLACEMENT Cat. #2129.91 MODELS 6240, 6250 and **6255** MODEL 6240 Battery Replacement Balance the length of the shaft on both ends of the battery equal number of threads should be showing on both ends of shaft . Tighten the nuts and apply torque seal around the nut and threads of th...

lang:en score:37 filesize: 400.28 K page_count: 2 document date: 2024-05-16



[pdf] User Manual Instructions Reference Guide Guide

AEMC INSTRUMENTS 6255 01 MANUAL drive google u 0 uc id 1FpJbXtmW3Cz xCYpVR2imxv7kJ8vTklr export |||

AEMC Micro-Ohmmeter Model **6255** QUICK REFERENCE GUIDE READ THE USER MANUAL AND COMPLY WITH ALL PRECAUTIONS FOR USE LIST OF ERROR CODES Err 1 Err 2 Err 3 Err 4 Err 5 Err 6 Err 7 Err 8 Err 9 Err 10 Err 11 Err 12 Err 13 Err 21 Err 22 Err 23 Err 24 Err 25 Err 26 Err 27 Err 28 Err 29 Low battery level ...

lang:en score:35 filesize: 292.69 K page_count: 2 document date: 2018-01-02



[pdf] User Manual Quick Start Guide Reference Guide Guide

6255 Quick Start Guide QUICK REFERENCE GUIDE READ THE USER MANUAL AND COMPLY WITH ALL PRECAUTIONS FOR USE LIST OF ERROR CODES Err 1 Low battery level 2 Internal problem 3 Unable to measure 4 temperature Created Date 12 6 2017 8 28 13 AM qsg testequipmentdepot AEMC Activates the secondary function of a button The symbol appears on left side screen Press this and then press desired select Micro Ohmmeter Model Selects measurement mode prior starting one following measurements Inductive

99 Washington Street Melrose, MA 02176 Phone 781-665-1400 Toll Free 1-800-517-8431 Visit us at www.TestEquipmentDepot.com AEMC Micro-Ohmmeter Model **6255** QUICK REFERENCE GUIDE BUTTON FUNCTIONS Activates the secondary function of a button. The symbol appears on the left side of the screen. Press th...

lang:en score:35 filesize: 362.98 K page_count: 2 document date: 2018-02-21

[pdf] User Manual Specifications Catalog

manual AEMC 6255 Micro Ohmmeter 1 µ ohm to 2500 2131 03 globaltestsupply s cache |||

MICRO-OHMMETER **6255** ENGLISH User Manual Find Quality Products Online at: www.GlobalTestSupply.com sales GlobalTestSupply.com Statement of Compliance Chauvin Arnoux, Inc. d.b.a. AEMC Instruments certifies that this instrument has been calibrated using standards and instruments traceable to in...

lang:en score:35 filesize: 1016.07 K page_count: 52 document date: 0000-00-00

[pdf] User Manual Specifications Catalog

manual AEMC 6255 Micro Ohmmeter 1 µ ohm to 2500 2131 03 itm s cache |||

MICRO-OHMMETER **6255** ENGLISH User Manual 1.800.561.8187 www. .com information itm.com Statement of Compliance Chauvin Arnoux, Inc. d.b.a. AEMC Instruments certifies that this instrument has been calibrated using standards and instruments traceable to international standards. We guarantee th...

lang:en score:35 filesize: 1.02 M page_count: 52 document date: 0000-00-00

[pdf] User Manual Specifications Catalog

160 Christopher Clinton Microsoft AEMC INSTRUMENTS 6255 02 MANUAL drive google uc id 1JxrPq XoLLjGkm9nIRJMiPcDh5PiKgVo export |||

MICRO-OHMMETER **6255** ENGLISH User Manual Statement of Compliance Chauvin Arnoux, Inc. d.b.a. AEMC Instruments certifies that this instrument has been calibrated using standards and instruments traceable to international standards. We guarantee that at the time of shipping your instrument has ...

lang:en score:35 filesize: 1.15 M page_count: 52 document date: 2018-03-22

[pdf] User Manual Specifications Catalog

manual AEMC 2960 42 Replacement Battery for Model 6255 6 V 8 5 A itm s cache |||

MICRO-OHMMETER **6255** ENGLISH User Manual 1.800.561.8187 www. .com information itm.com Statement of Compliance Chauvin Arnoux, Inc. d.b.a. AEMC Instruments certifies that this instrument has been calibrated using standards and instruments traceable to international standards. We guarantee th...

lang:en score:34 filesize: 1.25 M page_count: 52 document date: 0000-00-00

[pdf] User Manual Specifications Catalog

manual AEMC 2960 42 Replacement Battery for Model 6255 6 V 8 5 A globaltestsupply s cache |||

MICRO-OHMMETER **6255** ENGLISH User Manual Find Quality Products Online at: www.GlobalTestSupply.com sales GlobalTestSupply.com Statement of Compliance Chauvin Arnoux, Inc. d.b.a. AEMC Instruments certifies that this instrument has been calibrated using standards and instruments traceable to in...

lang:en score:34 filesize: 1.23 M page_count: 52 document date: 0000-00-00

[pdf] User Manual Specifications Datasheet Catalog

ITM Datasheet Template manual AEMC 6255 Micro Ohmmeter 0 05% Accuracy 2129 84 calcert s cache |||

MICRO-OHMMETER **6255** ENGLISH User Manual 1.800.544.2843 15 10 20 5 25 0 30 www.calcert.com sales calcert.com Statement of Compliance Chauvin Arnoux, Inc. d.b.a. AEMC Instruments certifies that this instrument has been calibrated using standards and instruments traceable to internation...

lang:en score:34 filesize: 1.17 M page_count: 52 document date: 2022-03-29

[pdf] User Manual Specifications Datasheet Catalog

ITM Datasheet Template manual AEMC 2960 42 Replacement Battery for Model 6255 6 V 8 5 A calcert s cache |||

MICRO-OHMMETER **6255** ENGLISH User Manual 1.800.544.2843 15 10 20 5 25 0 30 www.calcert.com sales calcert.com Statement of Compliance Chauvin Arnoux, Inc. d.b.a. AEMC Instruments certifies that this instrument has been calibrated using standards and instruments traceable to internation...

lang:en score:33 filesize: 1.41 M page_count: 52 document date: 2022-03-29

[pdf] User Manual Specifications Catalog

6255 Manual 160 Microsoft 99 Washington Street Melrose MA 02176 Visit us at T ENGLISH User MICRO OHMMETER Phone 781 665 1400 Toll Free 1 800 517 8431 TestEquipmentDepot manual testequipmentdepot AEMC

99 Washington Street Melrose, MA 02176 Phone 781-665-1400 Toll Free 1-800-517-8431 Visit us at www.TestEquipmentDepot.com MICRO-OHMMETER **6255** ENGLISH User Manual Statement of Compliance Chauvin Arnoux, Inc. d.b.a. AEMC Instruments certifies that this instrument has been calibrated using stand...

lang:en score:32 filesize: 1.28 M page_count: 52 document date: 2018-02-21

[pdf] User Manual Datasheet Documentation Warranty

User Manual EN 6255 AEMC INSTRUMENTS Ohmmeter 3 Wire 0 005ohm 025ohm 25ohm 2 5ohm 250ohm 5kohm 1 ohm 10 A Newark Electronics 4423737 farnell datasheets |||

User Manual ENGLISH Micro-Ohmmeter Model **6255** MICRO-OHMMETERS WITH AEMC INSTRUMENTS Copyright Chauvin Arnoux, Inc. d.b.a. AEMC Instruments. All rights reserved. No part of this documentation may be reproduced in any form or by any means including electronic storage and retrieval or translation ...

lang:en score:32 filesize: 2.36 M page_count: 52 document date: 2024-06-25



[pdf] User Manual Specifications Datasheet

Micro Ohmmeter Model 6255 AEMC For more details the datasheet or user manual at aemc 15 Faraday Drive Dover NH 03820 USA 800 343 1391 603 749 6434 customerservice@aemc techsupport@aemc specsheet cfm f micro ohmmeter products

Summary Sheet Micro-Ohmmeter Model **6255** Cat. #2129.84 10A, Instantaneous, Continuous, Multiple Test, includes 10A Kelvin Clips Hippo and DataView Software Four-lead Kelvin tester measures very low resistance from 1 to 2500 with results within 0.05 . Three test modes are available; resistive inst...

lang:en score:30 filesize: 450.83 K page_count: 2 document date: 2021-05-11

[pdf] User Manual Specifications Catalog

160 Christopher Clinton Microsoft MICRO OHMMETER Instrumart Precautions Refer to the following warnings ensure personnel safety and proper instrument operation ▫ Read user manual before performing any aemc 6255 instrumentation2000 pub media |||

MICRO-OHMMETER **6255** ENGLISH User Manual Statement of Compliance Chauvin Arnoux, Inc. d.b.a. AEMC Instruments certifies that this instrument has been calibrated using standards and instruments traceable to international standards. We guarantee that at the time of shipping your instrument has ...

lang:en score:30 filesize: 1.1 M page_count: 52 document date: 2018-01-23



[pdf] User Manual Specifications Datasheet Accessories

Model 6255 10A Instantaneous Continuous Multiple Test Manual Auto Temperature Compensation and DataView® Software Kelvin Clips Probes not included English AEMC Product Literature Videos Instruments 2131 03 aemc userfiles files resources datasheets Micro Ohmmeter |||

MICRO-OHMMETERS 10A MODEL **6255** Accurate results within 0.05 Provides extended test time at 10 Amps without overheating SPECIFICATIONS IP 64 cover closed MODEL Range 5.0000 m 25.000 m 250.00 m **6255** 2500.0 m 25.000 250.00 2500.0 IP 53 cover open 0.15 of 0.05 of 0.05 of 0.05 of 0....

lang:en score:29 filesize: 528.21 K page_count: 1 document date: 2021-08-03



[pdf] User Manual

AEMC INSTRUMENTS 6255 03 MANUAL Manual Hub drive google file d 1Fs8lYTITH zlvEaPueSCwooMTYvogcHw preview |||

Chauvin Arnoux, Inc. 800 945-2362 Ext. 360 603 749-6434 Fax: 603 742-2346 www.aemc.com BATTERY PACK REPLACEMENT MODELS 6250 **6255** Cat. #2960.43 1. Using a Phillips screwdriver remove the 4 screws from the bottom of the yellow case. 2. Flip the case to top-side-up and carefully slid...

lang:en score:29 filesize: 1.07 M page_count: 1 document date: 2024-01-22

[pdf] User Manual Documentation Warranty

AEMC 6240 Manual instrustock s3 amazonaws |||

User Manual ENGLISH Micro-Ohmmeter Model 6240 NOTE: For instruments with a serial number lower than ... .Cat. #2118.73 Battery Pack - Replacement NiMH 6 V 9000 mAH for Models 6240, 6250 and **6255** .....Cat. #2129.91 Extra-large Classic T...

lang:en score:29 filesize: 2 M page_count: 32 document date: 2024-08-30

[pdf] User Manual Specifications Catalog

160 Christopher Clinton Microsoft Statement of Compliance User Manual Chauvin Arnoux® Inc d b a AEMC® Instruments certifies that this instrument has been calibrated using standards and instruments 6255 EN aemc userfiles files resources usermanuals Micro Ohmmeters MICRO OHMMETER Read the user manual before performing any tests with Only test de energized circuits Never connect to live circuit When measuring resistance high inductive component transformers motors etc after ending measurement discharges sample warning icon

MICRO-OHMMETER **6255** ENGLISH User Manual Statement of Compliance Chauvin Arnoux, Inc. d.b.a. AEMC Instruments certifies that this instrument has been calibrated using standards and instruments traceable to international standards. We guarantee that at the time of shipping your instrument has ...

lang:en score:28 filesize: 1.62 M page_count: 52 document date: 2020-09-17

[pdf] Press Release

Press Release 14 Cathy Auclair Chauvin Arnoux Inc AEMC Model 6255 PR EN aemc userfiles files resources pressreleases |||

Press Release FOR IMMEDIATE RELEASE February 5, 2018 AEMC Introduces a NEW 10A Micro-Ohmmeter Model **6255** The 10A Micro-Ohmmeter Model **6255** is a rugged, low resistance tester designed for plant maintenance, quality control and field use. Utilizing the four-lead Kelvin method of testing, the Model ...

lang:en score:27 filesize: 164.9 K page_count: 1 document date: 2018-02-05

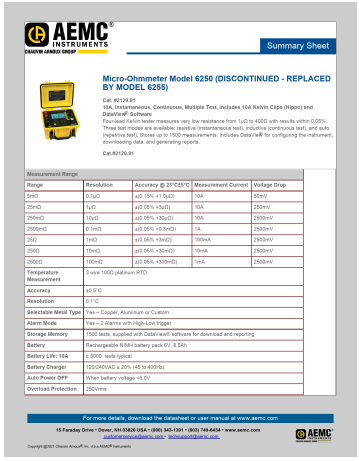

[pdf] User Manual Specifications Datasheet

Summary Sheet AEMC For more details the datasheet or user manual at aemc 15 Faraday Drive Dover NH 03820 USA 800 343 1391 603 749 6434 customerservice@aemc techsupport@aemc specsheet cfm f micro ohmmeter 6250 products

Summary Sheet Micro-Ohmmeter Model 6250 DISCONTINUED - REPLACED BY MODEL **6255** Cat. #2129.81 10A, Instantaneous, Continuous, Multiple Test, includes 10A Kelvin Clips Hippo and DataView Software Four-lead Kelvin tester measures very low resistance from 1 to 400 with results within 0.05 . Three te...

lang:en score:26 filesize: 386.08 K page_count: 2 document date: 2021-05-10

[pdf] User Manual Accessories Borchure

950 BR 6240 6255 6292 aemc userfiles files resources brochures Brochures |||

Digital Micro-Ohmmeters FEATURES Selectable test currents from 10mA to 200A model dependent Resolu ... 3 10ft 2118.74 20ft 2118.75 2118.76 2118.77 2118.78 2118.79 10ft 2118.80 20ft 3 MODEL **6255** IP 53 cover open Product 2129.84 Includes FEATURES Test up to 60 minutes continuously at 10A ...

lang:en score:26 filesize: 15.04 M page_count: 12 document date: 2021-10-21

Boletín de Prensa

PARA DISTRIBUCION INMEDIATA
5 de febrero, 2018

AEMC® presenta un NUEVO Micróhmetro de 10 A Modelo 6255

El Micróhmetro de 10 A Modelo 6255 es un medidor de resistencias bajas robusto, diseñado para mantenimiento de plantas, control de calidad y uso en el campo. El Modelo 6255 utiliza el método de cuatro cables (Kelvin) Micro de Kelvin es uno de los micróhmetros más precisos disponibles, con una precisión de 0,05%.

Las mediciones de resistencia se calculan y se muestran automáticamente, considerando el valor de la medición, la temperatura ambiente, la temperatura de referencia y el coeficiente de temperatura del metal. El usuario puede ingresar manualmente la temperatura del dispositivo bajo prueba, o el Modelo 6255 la puede medir directamente mediante una sonda de temperatura RTD externa.

El modelo 6255 está especialmente diseñado para realizar pruebas tanto en materiales inductivos como resistivos; el usuario puede hacer tal selección directamente en el panel frontal. Hay tres modos de prueba disponibles, modo resistivo (pruebas instantáneas), modo inductivo (pruebas continuas) y modo automático (pruebas múltiples). Incluye el software DataView® para recuperación de datos, visualización en tiempo real, análisis y generación de informes.

CARACTERÍSTICAS:

- Mediciones de 1 µΩ (resolución de 0.1 µΩ) a 2.500 Ω
- Selección de corrientes de prueba de 1 mA, 10 mA, 100 mA, 1 A y 10 A
- Ejecución de pruebas de 10 A con duración de hasta 60 minutos
- Sonda de temperatura RTD (opcional)
- Selección de tipos de metal
- Conexión de temperatura automática y manual
- Programación de dos puntos de alarma establecidos
- Almacenamiento de hasta 1500 resultados de pruebas
- Modos de prueba inductivo o resistivo, seleccionables
- Modo automático de múltiples pruebas (repetición de múltiples pruebas sin presionar el botón de prueba)
- Pantalla grande electroluminiscente de múltiples líneas
- Baterías recargables con cargador interno - para realizar hasta 8000 pruebas de 10 A
- Estuche rígido, resistente al agua, con aislamiento doble

Cat. #2129.84 - Modelo 6255..Precio $4575.00
(Micróhmetro de 10 A)

APLICACIONES:

- Mantenimiento de plantas, control de calidad y uso en el campo
- Medición de resistencia de recubrimientos metálicos en el sector aeroespacial
- Medición de resistencia de uniones en motores y transformadores
- Verificación de conexiones en sistemas de puesta a tierra
- Verificación de la integridad de uniones de soldadura
- Medición de resistencia de contacto en disyuntores e interruptores
- Verificación de uniones en aeronaves y vías férreas
- Verificación de conexiones y resistencia entre un cable y un terminal
- Verificación de resistencia de los puentes de conexión en baterías
- Verificación de uniones de cables y de conexiones en barras colectoras
- Pruebas de uniones mecánicas

ENVIADO POR:
Kathleen Annis, Marketing Communications Manager
AEMC® Instruments - 200 Foxborough Blvd. - Foxborough, MA 02035-2810
(508) 698-2115 / (508) 698-2118 (fax) - marketing@aemc.com

CONTACTO TÉCNICO:
Ray Brady, Technical Engineer
(800) 343-1391 x3061
technicalsupport@aemc.com

[pdf] Press Release

Press Release Cathy Auclair Micróhmetro Modelo 6255 PR ES aemc userfiles files resources pressreleases |||

Boletn de Prensa PARA DISTRIBUCIN INMEDIATA 5 de febrero, 2018 AEMC presenta un NUEVO Micrhmetro de 10 A Modelo **6255** El Micrhmetro de 10 A Modelo **6255** es un medidor de resistencias bajas robusto, diseado para mantenimiento de plantas, control de calidad y uso en el campo. El Modelo **6255** utiliza e...

lang:es score:26 filesize: 220.17 K page_count: 1 document date: 2018-04-02



MICRO-OHMMETERS
10A

MODEL 6255
Accurate results within 0.05%. Provides extended test time at 10 Amps without overheating

SPECIFICATIONS

MODEL	6255						
Range	5.0000 mΩ	25.000 mΩ	250.00 mΩ	2500.0 mΩ	25.000 Ω	250.00 Ω	2500.0 Ω
Accuracy	±0.15% of Read ing	±0.05% of Read ing	±0.05% of Read ing	±0.05% of Read ing	±0.05% of Read ing	±0.05% of Read ing	±0.05% of Read ing
Resolution	0.1µΩ	1µΩ	10µΩ	0.1mΩ	1mΩ	10mΩ	100mΩ
Test Current	10A			1A		100mA	1mA
Measurement Mode	Selectable: Inductive (continuous test) Resistive (instantaneous test) or Auto (multiple tests)						
Metal Type Alpha	Selectable: copper, aluminum or other metal Programmable from 000.00 to 99.99						
Alarms	Two – programmable set points from 0.0 to 2500.0Ω						
Memory	Stores up to 1500 test results; data in memory can be reviewed on the instrument display, on a PC or via direct printout						
Power Source	Rechargeable (6) 7.2Ah NiMH battery pack (included)						
Battery Life	Approximately 5000 10A tests						

ACCESSORIES/REPLACEMENTS

CATALOG #1017.84 Kelvin Clips 10 ft (10A – Hippo)
CATALOG #2118.70 Kelvin Clips 20 ft (10A – Hippo)
CATALOG #2118.73 Kelvin Probes 10 ft (1A, Spring Loaded)
CATALOG #2118.74 Kelvin Probes 20 ft (1A, Spring Loaded)
CATALOG #2118.76 Kelvin Probes Pistol Grip 10 ft (10A, Spring Loaded)
CATALOG #2118.77 Kelvin Probes Pistol Grip 20 ft (10A, Spring Loaded)
CATALOG #2118.78 Kelvin Probes 10 ft (10A, Spring Loaded)
CATALOG #2118.79 Kelvin Probes 20 ft (10A, Spring Loaded)
CATALOG #2118.79 Kelvin Clips 10 ft (1-10A) / Replacement for Cat. #2118.71
CATALOG #2118.80 Kelvin Clips 20 ft (1-10A) / Replacement for Cat. #2118.72
CATALOG #2118.82 Kelvin Clips 10 ft (1-10A)
CATALOG #2119.45 Cable, PC-RS-232, DB9-FF-6 ft Null Modem Cable
CATALOG #2129.90 RTD Temperature Probe with 7 ft extension cable

FEATURES

- Measure from 1 µΩ (0.1 µΩ resolution) to 2500.0 Ω
- Test current selection of (1, 10, and 100) mA, and (1 and 10) A
- RTD temperature probe to check tested sample (optional)
- Selectable metal types
- Automatic and manual temperature correction
- Two programmable alarm set points
- Stores up to 1500 test results
- Selectable inductive or resistive test modes
- Automatic multiple test mode (multiple tests without pressing the test button)
- Large multi-line electroluminescent display
- Local or remote test setup and control
- Internal rechargeable batteries conduct up to 5000 – 10 A tests
- Rugged, double insulated watertight case
- Includes FREE DataView® software for data retrieval, real-time display, analysis and report generation

PRODUCT INCLUDES

Extra large test bag, RS-232 DB9 F/F 6 ft null modem cable, RS-232 DB9 F/F 6 ft null modem cable, (6) 7.2Ah NiMH battery pack (installed in meter), set of (2) 10 ft Kelvin Clips (10A – Hippo), set of (2) 10 ft Kelvin Probes (1A – Spring loaded), Quick Start guide, and a USB thumb drive supplied with a user manual and DataView® software.

SHOWN: CAT. #2129.84

CATALOG NO. | DESCRIPTION
2129.84 | Micro-Ohmmeter Model 6255 (10 A, Instantaneous, Continuous, Multiple Test, Manual/Auto Temperature Compensation; includes 10 ft. Kelvin Clips (10A-Hippo, Cat #1017.84), 10 ft Kelvin Probes (1A Spring Loaded, Cat #2118.73) and DataView® Software)
2129.85 | Micro-Ohmmeter Model 6255 (10A, Instantaneous, Continuous, Multiple Test, Manual/Auto Temperature Compensation, and DataView® Software)

Technical Assistance (800) 343-1391
www.aemc.com

[pdf] User Manual Specifications Datasheet

Micro Ohmmeter TestEquity Model 6255 10A Instantaneous Continuous Multiple Test Manual Auto Temperature Compensation includes 10 ft Kelvin AEMC Datasheet assets testequity te1 Documents aemc |||

MICRO-OHMMETERS 10A MODEL **6255** Accurate results within 0.05 . Provides extended test time at 10 Amps without overheating IP IP 64 53 SPECIFICATIONS cover closed cover open MODEL **6255** Range 5.0000 25.000 250.00 2500.0 25.000 250.00 2500.0 m m m m Accuracy 0.15 of Read- ing ...

lang:en score:25 filesize: 554 K page_count: 1 document date: 2021-05-26

MICRO-OHMMETERS
10 A

MODEL 6255
Accurate results within 0.05 %
Provides extended test time at 10 Amps without overheating

MODEL	6255						
Range	5.0000 mΩ	25.000 mΩ	250.00 mΩ	2500.0 mΩ	25.000 Ω	250.00 Ω	2500.0 Ω
Accuracy	±0.15 % of rdg (±2 dgts)	±0.05 % of rdg (± 3 dgts)	±0.05 % of rdg (± 30 µΩ)	±0.05 % of rdg (± 0.3 mΩ)	±0.05 % of rdg (± 3 mΩ)	±0.05 % of rdg (± 30 mΩ)	±0.05 % of rdg (± 300 mΩ)
Resolution	0.1 µΩ	1 µΩ	10 µΩ	0.1 mΩ	1 mΩ	10 mΩ	100 mΩ
Test Current	10 A			1 A	100mA	10 mA	1 mA
Measurement Mode	Selectable: Inductive (continuous test), Resistive (instantaneous test) or Auto (multiple tests)						
Metal Type Alpha	Selectable: copper, aluminum or other metal Programmable from 000.00 to 99.99						
Alarms	Two – programmable set points from (0.0 to 2500.0) Ω						
Memory	Stores up to 1500 test results; data in memory can be reviewed on the instrument display, on a PC or via direct printout						
Power Supply	Rechargeable 6 x 1.2 V NiMH battery pack (included)						
Battery Life	Approximately 5000 10 A tests						

Consult factory for NIST Calibration prices.

FEATURES

- Measure from 1 µΩ (0.1 µΩ resolution) to 2500.0 Ω
- Test current selection of (1, 10, and 100) mA, and (1 and 10) A
- RTD temperature probe to check tested sample (optional)
- Selectable metal types
- Automatic and manual temperature correction
- Two programmable alarm set points
- Stores up to 1500 test results
- Selectable inductive or resistive test modes
- Automatic multiple test mode (multiple tests without pressing the test button)
- Large multi-line electroluminescent display
- Local or remote test setup and control
- Internal rechargeable batteries conduct up to 5000 – 10 A tests
- Rugged, double insulated watertight case
- Includes FREE DataView® software for data retrieval, real-time display, analysis and report generation

ACCESSORIES/REPLACEMENTS

CAT. #1017.84 Kelvin Clips 10 ft (10 A – Hippo)
CAT. #2118.70 Kelvin Clips 20 ft (10 A – Hippo)
CAT. #2118.73 Kelvin Probes 10 ft (1 A, Spring Loaded)
CAT. #2118.74 Kelvin Probes 20 ft (1 A, Spring Loaded)
CAT. #2118.84 Kelvin Probes Pistol Grip 10 ft (25 A, Spring Loaded)
CAT. #2118.85 Kelvin Probes Pistol Grip 20 ft (25 A, Spring Loaded)
CAT. #2118.77 Kelvin Probes 10 ft (10 A, Spring Loaded)
CAT. #2118.78 Kelvin Probes 20 ft (10 A, Spring Loaded)
CAT. #2118.79 Kelvin Clips 10 ft (1-10 A)/Replacement for Cat. #2118.71
CAT. #2118.80 Kelvin Clips 20 ft (1-10 A)/Replacement for Cat. #2118.72
CAT. #2119.45 Cable, PC-RS-232, DB9-FF-6 ft Null Modem Cable
CAT. #2129.95 RTD Temperature Probe (plug into faceplate for ambient temperature)
CAT. #2129.96 RTD Temperature Probe with 7 ft extension cable

PRODUCT INCLUDES

Extra large test bag, set of (2) 10 ft Kelvin Clips (10 A – Hippo), set of (2) 10 ft Kelvin Probes (1 A Spring Loaded), (6) 7.2Ah NiMH battery pack (installed in meter), RS-232 null modem cable, 115 V power cord, NiMH rechargeable 6 V battery pack, (installed in meter), quick start guide and a USB drive with DataView® software and user manual.

SHOWN: CAT. #2129.84

CAT. # | DESCRIPTION
2129.84 | Micro-Ohmmeter Model 6255 (10 A, Instantaneous, Continuous, Multiple Test, Manual/Auto Temperature Compensation; includes 10 ft Kelvin Clips (10 A-Hippo, CAT. #1017.84), 10 ft Kelvin Probes (1 A Spring Loaded, CAT. #2118.73) and DataView® Software)

Mkt. 24 Rev.03 06/2024

Technical Assistance (800) 343-1391

© 2024 Chauvin Arnoux®, Inc. d.b.a AEMC® Instruments. All Rights Reserved.

www.aemc.com 107

[pdf] User Manual Quick Start Guide Datasheet Guide Catalog

AEMC CATALOG micro ohmmeters 10 a 16 часов назад — quick start guide and USB drive with DataView® software user manual SHOWN CAT 2129 84 V8 ALMG DESCRIPTION Micro Ohmmeter Instruments 6255 Datasheet 0325 assets testequity te1 Documents aemc |||

...

lang:en score:25 filesize: 463.05 K page_count: 1 document date: 2025-03-26

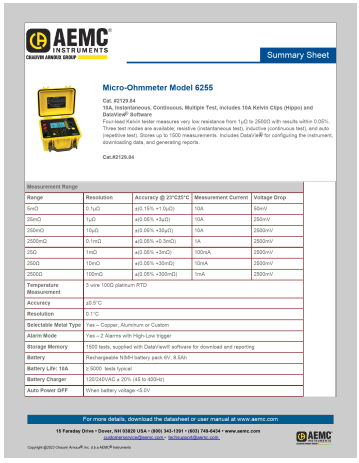

AEMC INSTRUMENTS
CHAUVIN ARNOUX GROUP

Summary Sheet

Micro-Ohmmeter Model 6255

Cat. #2129.84
10A, Instantaneous, Continuous, Multiple Test, includes 10A Kelvin Clips (Hippo) and DataView® Software

Four-lead Kelvin tester measures very low resistance from 1µΩ to 2500Ω with results within 0.05%. Three test modes are available; resistive (instantaneous test), inductive (continuous test), and auto (repetitive test). Includes DataView® for configuring the instrument, downloading data, and generating reports.

Cat.#2129.84

Measurement Range

Range	Resolution	Accuracy @ 23°C±5°C	Measurement Current	Voltage Drop
5mΩ	0.1µΩ	±(0.15% +1.0µΩ)	10A	50mV
25mΩ	1µΩ	±(0.05% +3µΩ)	10A	250mV
250mΩ	10µΩ	±(0.05% +30µΩ)	10A	2500mV
2500mΩ	0.1mΩ	±(0.05% +0.3mΩ)	1A	2500mV
25Ω	1mΩ	±(0.05% +3mΩ)	100mA	2500mV
250Ω	10mΩ	±(0.05% +30mΩ)	10mA	2500mV
2500Ω	100mΩ	±(0.05% +300mΩ)	1mA	2500mV
Temperature Measurement	3 wire 100Ω platinum RTD			
Accuracy	±0.5°C			
Resolution	0.1°C			
Selectable Metal Type	Yes – Copper, Aluminum or Custom			
Alarm Mode	Yes – 2 Alarms with High-Low trigger			
Storage Memory	1500 tests, supplied with DataView® software for download and reporting			
Battery	Rechargeable NiMH battery pack (6V, 8.5Ah)			
Battery Life: 10A	≥ 5000 tests typical			
Battery Charger	120/240VAC ± 20% (45 to 400Hz)			
Auto Power OFF	When battery voltage <5.0V			

For more details, download the datasheet or user manual at www.aemc.com

15 Faraday Drive • Dover, NH 03820 USA • (800) 343-1391 / (603) 749-6434 • www.aemc.com
customerservice@aemc.com • techsupport@aemc.com

Copyright ©2012 Chauvin Arnoux®, Inc. d.b.a AEMC® Instruments

[pdf] Specifications

Micro Ohmmeter Model 6255 AEMC Measurement Range Resolution Accuracy @ 23°C±5°C Current Voltage Drop Temperature 3 wire 100Ω platinum RTD ±0 5°C specsheet cfm f micro ohmmeter dev aemc products |||

Summary Sheet Micro-Ohmmeter Model **6255** Cat. #2129.84 10A, Instantaneous, Continuous, Multiple Test, includes 10A Kelvin Clips Hippo and DataView Software Four-lead Kelvin tester measures very low resistance from 1 to 2500 with results within 0.05 . Three test modes are available; resistive inst...

lang:en score:23 filesize: 454.66 K page_count: 2 document date: 2023-06-11

[pdf] User Manual Datasheet

Micróhmetro modelo 6255 10 A instantáneo continuo múltiples pruebas manual automático compensación de temperatura y software DataView® Spanish AEMC Product Literature Software and Videos Instruments 2131 03 SP aemc userfiles files resources datasheets Micro Ohmmeter |||

MICRHMETROS 10 A C D N D MODELO **6255** LASIFICACI Resultados con 0,05 de precisin y pruebas de 10 A ESEGURIDA con duracin extendida sin sobrecalentamiento ESPECIFICACIONES IP IP 64 53 tapa cerrada tapa abierta MODELO **6255** Rango 5,0000 m 25,000 m 250,00 m 2500,0 m 25,000 250,00 2500,0...

lang:es score:22 filesize: 880.09 K page_count: 1 document date: 2021-10-27



[pdf] User Manual

AEMC INSTRUMENTS 6250 02 MANUAL Manual Hub drive google file d 1eQFLsQ31dYKanl6 VwELfA 1yRY4u4ig preview |||

Chauvin Arnoux, Inc. 800 945-2362 Ext. 360 603 749-6434 Fax: 603 742-2346 www.aemc.com BATTERY PACK REPLACEMENT MODELS 6250 **6255** Cat. #2960.43 1. Using a Phillips screwdriver remove the 4 screws from the bottom of the yellow case. 2. Flip the case to top-side-up and carefully slid...

lang:en score:22 filesize: 1.07 M page_count: 1 document date: 2024-01-22

[pdf] User Manual Accessories Borchure

950 BR 6240 6255 6292 aemc userfiles files resources brochures Micro Ohmmeter Brochure AEMC Product Literature Software and Videos Instruments Folleto de Ohmímetro MICROHMIMETRO DE BAJA RESISTENCIA 10A 1A CJM M S SPA Digital Ohmmeters assets testequity te1 Documents ||| Digital Micro-Ohmmeters FEATURES Selectable test currents from 10mA to 200A model dependent Resolutions to 0.1 micro-ohm Accuracies to 0.05 Large easy to read backlit display Autom

Digital Micro-Ohmmeters FEATURES Selectable test currents from 10mA to 200A model dependent Resolu ... 3 10ft 2118.74 20ft 2118.75 2118.76 2118.77 2118.78 2118.79 10ft 2118.80 20ft 3 MODEL **6255** IP 53 cover open Product 2129.84 Includes FEATURES Test up to 60 minutes continuously at 10A ...

lang:en score:21 filesize: 15.51 M page_count: 12 document date: 2020-09-17

[pdf] Borchure

GROUND RESISTANCE TESTERS AEMC 6417 Ground Resistance Tester Brochure assets testequity te1 Documents aemc |||

GROUND RESISTANCE TESTERS For all of your Ground Integrity Testing needs... An array of Ground Resi ... est soil resistivity which is essential for a chieving an e conomical grounding installation Model **6255** conducting bond verification on a grounding system. 2 www.aemc.com Technical Assistance 800 ...

lang:en score:21 filesize: 6.95 M page_count: 8 document date: 2021-05-07

[pdf] User Manual Documentation Warranty

Spring Loaded 10A Test Probes English Español and French AEMC Product Literature Software Videos Instruments aemc userfiles files resources usermanuals Leads Clips |||

User Manual Manual de Usuario Notice de Fonctionnement ENGLISH ESPAOL FRANAIS Spring-Loaded 10 A Kel ... obe. This test probe is designed for use with AEMC Instruments Micro-ohmmeters Model 6240, 6250 and **6255** or equivalent. For the best results from your instrument and for your safety, you must read the...

lang:en score:20 filesize: 1.33 M page_count: 32 document date: 2023-07-18

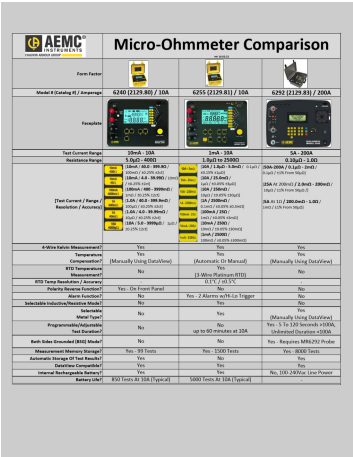

[pdf] User Manual Catalog

Micro Ohmmeter Comparison AEMC Manually Using DataView Automatic Or Manual No ver 16 03 22 850 Tests At 10A Typical 5000 up to 60 minutes at Yes 99 1500 Created Date aemc userfiles files resources charts micro ohmmeter

Micro-Ohmmeter Comparison ver 16.03.22 Form Factor Model # Catalog # / Amperage 6240 2129.80 / 10A **6255** 2129.81 / 10A 6292 2129.83 / 200A Faceplate Test Current Range Resistance Range Test Current / Range / Resolution / Accuracy 4-Wire Kelvin Measurement Temperature Compensation RT...

lang:en score:20 filesize: 327 K page_count: 1 document date: 2018-05-14

[pdf] Borchure

950-BR-GROUND aemc userfiles files resources brochures

GROUND RESISTANCE TESTERS For all of your Ground Integrity Testing needs... An array of Ground Resi ... est soil resistivity which is essential for a chieving an e conomical grounding installation Model **6255** conducting bond verification on a grounding system. 2 www.aemc.com Technical Assistance 800 ...

lang:en score:20 filesize: 15.57 M page_count: 8 document date: 2021-07-20



[pdf] User Manual Catalog

▶ Learn how to properly connect leads AEMC® Instruments Micro Ohmmeters Ohmmeter Lead Connection EN aemc userfiles files resources usermanuals |||

MICRO-OHMMETER Kelvin Probe Lead Connection for Micro-Ohmmeters Models 6240, 6250, and **6255** ENGLISH User Manual 6240 **6255** Micro-Ohmmeter Probe Sets Probe #1 Colors Probe #2 Colors Probe Handle Colors Catalog # Image Red/Red Blk/Blk Red/Red and Blk/Blk 1017.84* 10 ft 2118.70* 20 ft ...

lang:en score:20 filesize: 989.67 K page_count: 4 document date: 2022-04-14

[pdf] Borchure

Brochures 950 BR GROUND aemc userfiles files resources brochures |||

GROUND RESISTANCE TESTERS For all of your Ground Integrity Testing needs... An array of Ground Resi ... est soil resistivity which is essential for a chieving an e conomical grounding installation Model **6255** conducting bond verification on a grounding system. 2 www.aemc.com Technical Assistance 800 ...

lang:en score:20 filesize: 18.95 M page_count: 8 document date: 2023-02-16

[pdf] Troubleshooting Guide Borchure

AEMC® Instruments Product Line Brochure 950 BR LINECARD aemc userfiles files resources brochures |||

Technical Assistance 800 343-1391 FAMILY OF PRODUCTS Cable Testers Clamp-On Meters Current ... try design allows higher current testing for long periods y Max test current: 10 A models 6240 and **6255** , 200 A model 6292 y Selectable test ranges; one button access to functions y Data storage an...

lang:en score:20 filesize: 29.5 M page_count: 12 document date: 2024-01-10

[pdf] Borchure

Brochures 950 BR GROUND www2 aemc userfiles files resources brochures |||

GROUND RESISTANCE TESTERS For all of your Ground Integrity Testing needs... An array of Ground Resi ... est soil resistivity which is essential for a chieving an e conomical grounding installation Model **6255** conducting bond verification on a grounding system. 2 www.aemc.com Technical Assistance 800 ...

lang:en score:20 filesize: 18.22 M page_count: 8 document date: 2023-08-04



[pdf] Troubleshooting Guide Technical Bulletin

AEMC Technical Bulletin Spring 2017 Thermal Imaging IR Camera Data Logger Cable Locator DataView Software voltage measurement AC DC current troubleshooting maintenance data acquisition Chauvin Arnoux Infrared connecting logging equipment remote monitoring electrical power tracking analyze TechBulletin Q418 Issue16 aemc userfiles files resources bulletins

CHAUVIN ARNOUX GROUP Issue 16 Chauvin Arnoux Inc. 15 Faraday Drive Dover, NH 03820 USA 603 749 ... es Customer Support Tip: Defining Competent vs Qualified New AEMC Product: Micro-Ohmmeter Model **6255** Issue 16 WATTS CURRENT TECHNICAL BULLETIN Featured Products: Data Aggregation in PowerPad...

lang:en score:20 filesize: 8.91 M page_count: 13 document date: 2018-10-04

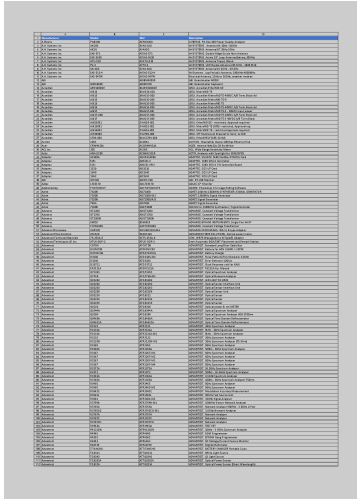

[pdf] User Manual Datasheet Guide Safety Datasheet

Phillip Coutts Manufacturer Model SKU Description A Eberle PQB200 R3265 63 Operators Manual Advantest U3700 Series Maintenance 2021 2022 2023 2024 2025 2026 2027 2028 2029 2030 2031 2032 A1 d3fdwrtpsinh7j cloudfront net Docs datasheet B C D 1 ADVANTEST Operations Q8163 ER3131A AVER3131A R3131A Op ER3465 AVER3465 ER3765 67H AVER3765 ADV R3765 67 MANUAL ESDSR120 AVESD SR 120 Ferrite Cores E8325 AVE8325 Users TQ8325 Operation Service AGILENT Guide 1GHz ESG Digital Agilent Technologies

A 1 Manufacturer 2 A Eberle 3 A.H. Systems inc 4 A.H. Systems inc 5 A.H. Systems inc 6 A.H. Systems ... 6246 Apple 6247 Apple 6248 Apple 6249 Apple 6250 Apple 6251 Apple 6252 Apple 6253 Apple 6254 Apple **6255** Apple 6256 Apple 6257 Apple 6258 Apple 6259 Apple 6260 Apple 6261 Apple 6262 Apple 6263 Apple 6...

lang:fr score:20 filesize: 1.69 M page_count: 60 document date: 2017-07-26

[pdf] User Manual Documentation Warranty

Spring Loaded 25 A Test Probes EN ES FR 25A aemc userfiles files resources usermanuals Current |||

User Manual Manual de instrucciones Notice de fonctionnement ENGLISH ESPAOL FRANAIS Spring-Loaded 25 ... est Probe. This test probe is designed for use with AEMC Instruments Micro-ohmmeters Model 6240 and **6255** or equivalent. For best results from your instrument and for your safety, read the enclosed ope...

lang:en score:20 filesize: 852.24 K page_count: 32 document date: 2022-11-29



[pdf]

4 Steven Vanasco Models Supported by DataView AEMC Product Literature Software and Videos Instruments Support garz aemc userfiles software updates s |||

Chauvin Arnoux, Inc. 15 Faraday Drive Dover, NH 03820 1-800-343-1391 603 749-6434 www.aemc.com DATAVIEW SOFTWARE SUPPORTS THE FOLLOWING INSTRUMENTS: DATA LOGGERS - MODEL DL913 - MODEL DL914 - MODEL L452 - SIMPLE LOGGER II SERIES MICRO-OHMMETERS - MODEL 6240 - MODEL 6250 - MODEL **6255** - MODEL 6...

lang:en score:20 filesize: 235.37 K page_count: 1 document date: 2023-09-25

[pdf] User Manual Datasheet Accessories Borchure

Digital Micro Ohmmeters aemc 6292 brochure ext atecorp media s data sheets |||

Digital Micro-Ohmmeters FEATURES Selectable test currents from 10mA to 200A model dependent Resolu ... 3 10ft 2118.74 20ft 2118.75 2118.76 2118.77 2118.78 2118.79 10ft 2118.80 20ft 3 MODEL **6255** IP 53 cover open Product 2129.84 Includes FEATURES Test up to 60 minutes continuously at 10A ...

lang:en score:19 filesize: 11.33 M page_count: 12 document date: 2019-03-25

[pdf] Specifications Borchure

950 BR GROUND DOT aemc userfiles files resources brochures |||

GrGoRuOUnNdDinRgESTlSrTaAfNfCicE TCESoTnEtRrSol Signal Equipment For all of your Ground Integrity Te ... r seasonal changes when installing and maintaining ground electrodes for critical equipment. Model **6255** is a 10 A low resistance Micro-ohmmeter designed for both plant maintenance and field use. It i...

lang:en score:19 filesize: 21.89 M page_count: 16 document date: 2025-02-04

[pdf] Datasheet Borchure

GROUND RESISTANCE TESTERS AEMC 6417 Clamp On Ground Resistance Meter Series Brochure Data Sheet testersandtools assets images TT |||

GROUND RESISTANCE TESTERS For all of your Ground Integrity Testing needs... An array of Ground Resi ... est soil resistivity which is essential for a chieving an e conomical grounding installation Model **6255** conducting bond verification on a grounding system. 2 www.aemc.com Technical Assistance 800 ...

lang:en score:19 filesize: 15.1 M page_count: 8 document date: 2019-06-21

[pdf] Datasheet Borchure

GROUND RESISTANCE TESTERS AEMC 6417 Clamp On Ground Resistance Meter Series Brochure Data Sheet valuetesters assets images VT |||

GROUND RESISTANCE TESTERS For all of your Ground Integrity Testing needs... An array of Ground Resi ... est soil resistivity which is essential for a chieving an e conomical grounding installation Model **6255** conducting bond verification on a grounding system. 2 www.aemc.com Technical Assistance 800 ...

lang:en score:19 filesize: 15.26 M page_count: 8 document date: 2019-06-13

[pdf] Datasheet Borchure

GROUND RESISTANCE TESTERS AEMC 6416 Clamp On Ground Resistance Meter Series Brochure Data Sheet valuetesters assets images VT |||

GROUND RESISTANCE TESTERS For all of your Ground Integrity Testing needs... An array of Ground Resi ... est soil resistivity which is essential for a chieving an e conomical grounding installation Model **6255** conducting bond verification on a grounding system. 2 www.aemc.com Technical Assistance 800 ...

lang:en score:19 filesize: 15.26 M page_count: 8 document date: 2019-06-13

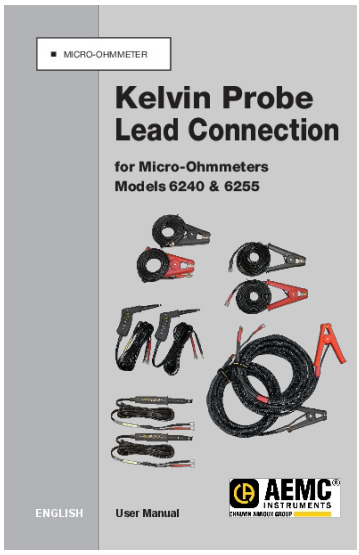

[pdf] User Manual Catalog

13 Dick McCarrick Microsoft Micro Ohmmeter Lead Connection EN aemc userfiles files resources usermanuals Ohmmeters

MICRO-OHMMETER Kelvin Probe Lead Connection for Micro-Ohmmeters Models 6240 **6255** ENGLISH User Manual 6240 **6255** Micro-Ohmmeter Probe Sets Probe #1 Probe #2 Colors Colors Probe Handle Colors Catalog # Image Red/Red Blk/Blk Red/Red and Blk/Blk 1017.84* 10 ft 2118.70* 20 ft Red/R...

lang:en score:19 filesize: 731.7 K page_count: 4 document date: 2019-10-25



[pdf] Specifications Datasheet Accessories

2129 84 aemc userfiles files resources datasheets Micro Ohmmeter Datasheets |||

MICRO-OHMMETERS 10A MODEL **6255** Accurate results within 0.05 Provides extended test time at 10 Amps without overheating SPECIFICATIONS IP 64 cover closed MODEL Range 5.0000 m 25.000 m 250.00 m **6255** 2500.0 m 25.000 250.00 2500.0 IP 53 cover open 0.15 of 0.05 of 0.05 of 0.05 of 0....

lang:en score:19 filesize: 528.21 K page_count: 1 document date: 2021-08-03

[pdf] Specifications Datasheet

AEMC 6255 Datasheet 10A Micro Ohmmeter Rentals ATEC aemc datasheet 1 ext atecorp media s data sheets |||

Provided by: Advanced Test Equipment Corp. Rentals Sales Calibration Service www.atecorp.com 800 404-ATEC MICRO-OHMMETERS 10A MODEL **6255** Accurate results within 0.05 . Provides extended test time at 10 Amps without overheating IP IP 64 53 SPECIFICATIONS cover closed cover open MO...

lang:en score:19 filesize: 943 K page_count: 1 document date: 2021-02-11