

VASAGLE UHSR45AX

VASAGLE UHSR45AX 3-in-1 Hall Tree Instruction Manual

Model: UHSR45AX

1. INTRODUCTION

This manual provides essential information for the assembly, operation, and maintenance of your VASAGLE UHSR45AX 3-in-1 Hall Tree. This versatile furniture piece combines a coat rack, shoe bench, and shoe storage, designed to enhance organization in your entryway or other living spaces. Please read these instructions carefully before assembly and use to ensure safe and proper functionality.





Figure 1: Front view of the VASAGLE UHSR45AX 3-in-1 Hall Tree.

2. SAFETY GUIDELINES

- Always fix the unit to the wall using the included anti-toppling straps to prevent accidental tipping and ensure safe use.
- The top board is designed for light items and decorative purposes. It is not intended to hold heavy items or support the weight of users.
- Ensure all screws and fasteners are securely tightened during assembly and periodically check for tightness.
- Do not exceed the maximum static load capacity for each hook (6.6 lb / 3 kg) or the lower board (220 lb / 100 kg).
- Keep small parts away from children during assembly to avoid choking hazards.

3. PACKAGE CONTENTS

Verify that all components are present before beginning assembly. The package should contain:

- 1 x Entryway Rack (disassembled components)
- 1 x Instruction Manual (detailed assembly steps)
- All necessary hardware (screws, bolts, anti-toppling straps, adjustable feet)

4. PRODUCT SPECIFICATIONS

Feature	Detail
Model Number	UHSR45AX
Dimensions (L x W x H)	31.5 x 12.6 x 70.3 inches (80 x 32 x 178.5 cm)
Material	Engineered Wood (MDF), Powder-Coated Steel Tubes
Color	Rustic Brown and Bronze
Item Weight	28.9 pounds (13.1 kg)
Max. Static Load Capacity (each hook)	6.6 lb (3 kg)
Max. Static Load Capacity (lower board)	220 lb (100 kg)
Special Features	Adjustable feet for stability on uneven floors



Figure 2: Product dimensions for the VASAGLE UHSR45AX Hall Tree.

5. SETUP AND ASSEMBLY

Detailed step-by-step assembly instructions are included in the product package. Please follow these instructions carefully. Assembly typically requires basic tools and can be completed by one or two individuals.

Key assembly points:

- Identify all parts and hardware before starting.
- Ensure all connections are secure but do not overtighten until the unit is fully assembled.
- Attach the anti-toppling straps to a sturdy wall stud for maximum stability.
- Adjust the leveling feet at the base to ensure the unit stands stable on uneven surfaces.



Adjustable Feet

Stable on slightly uneven floors

Figure 3: Adjustable feet for stability on uneven floors.

Assembly Overview Video

Your browser does not support the video tag.

Video 1: An overview of the VASAGLE Industrial Coat Rack, demonstrating its features and assembly process.

6. OPERATING INSTRUCTIONS

The VASAGLE UHSR45AX Hall Tree is designed for convenient storage and organization.

6.1 Coat Hooks

Utilize the five robust dual hooks to hang coats, jackets, hats, scarves, and bags. Distribute weight evenly across the hooks to maintain stability.




Figure 4: Detail of the robust dual hooks for hanging items.

6.2 Shoe Bench

The sturdy top board serves as a convenient bench for sitting while putting on or taking off shoes. Ensure the weight limit of 220 lb (100 kg) is not exceeded.



Figure 5: The rustic brown bench surface provides a seating area.

6.3 Shoe Storage Shelves

The two steel mesh shelves at the bottom are ideal for organizing footwear, keeping your entryway tidy and clutter-free. These shelves are also suitable for small storage bins or bags.

7. CARE AND MAINTENANCE

- Clean the product with a dry cloth. Avoid using harsh chemicals or abrasive cleaners, which may damage the finish.
- Periodically check all screws and connections to ensure they remain tight. Retighten if necessary.
- Avoid exposing the unit to excessive moisture or direct sunlight for prolonged periods to prevent warping or fading.

8. TROUBLESHOOTING

If you encounter any issues with your VASAGLE UHSR45AX Hall Tree, please consider the following:

- **Wobbling:** Ensure all screws are tightened. Adjust the leveling feet at the bottom of the unit to compensate for uneven flooring.

- **Missing Parts:** Refer to the package contents list. If any parts are missing, contact customer support.
- **Assembly Difficulties:** Review the detailed assembly instructions provided in your package. If problems persist, contact customer support for assistance.

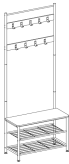

9. CUSTOMER SUPPORT



For further assistance, warranty information, or to report missing/damaged parts, please contact VASAGLE customer service through the retailer where the product was purchased or visit the official VASAGLE website.

We are committed to providing high-quality products and support.

© 2023 VASAGLE. All rights reserved.

Related Documents - UHSR45AX

<div><div>User Manual of Product 1:</div><div>VASAGLE DAINTREE 3-in-1 Entryway Coat Rack and Storage Bench, Pipe Style Hall Tree with 9 Hooks, Multifunctional, Shiny Steel Frame, Large Size, Industrial, Rustic Brown and Black UHSR47BX</div></div>	<p>VASAGLE DAINTREE 3-in-1 Entryway Coat Rack and Storage Bench User Manual (UHSR47BX)</p> <p>User manual for the VASAGLE DAINTREE 3-in-1 Entryway Coat Rack and Storage Bench (Model UHSR47BX, HSR47/047). This guide provides detailed assembly instructions, important notes, safety warnings, and product specifications for this industrial-style hall tree with 9 hooks.</p>
<div><div>HSR41041</div><div>Hall Tree</div><div></div><div>VASAGLE</div></div>	<p>Hall Tree with Bench Assembly Instructions</p> <p>Assembly guide for a hall tree with a bench, featuring coat hooks and shoe storage. Includes warnings and part lists.</p>
<div><div>VASAGLE</div><div>HSR40/040</div><div></div><div>by VASAGLE</div></div>	<p>VASAGLE HSR40/040 Coat Rack and Shoe Bench Assembly Instructions</p> <p>Comprehensive assembly guide and safety information for the VASAGLE HSR40/040 Coat Rack and Shoe Bench, ensuring proper setup and use. Learn how to assemble your VASAGLE furniture safely and effectively.</p>

<div><div>HSR40/040</div><div>Hall Tree</div><div></div><div><div>VASAGLE</div><div>Home Organization</div></div></div>	<p>VASAGLE Hall Tree HSR40/040 Assembly Instructions & Safety Guide</p> <p>Assembly instructions and safety information for the VASAGLE Hall Tree (Model HSR40/040), a versatile entryway organizer with coat hooks, a bench seat, and shoe shelves. Includes parts list, tools required, step-by-step assembly, and weight limits.</p>
<div><div>VASAGLE</div><div>HSR45</div><div></div><div><div>VASAGLE</div><div>Home Organization</div></div></div>	<p>VASAGLE HSR45 Hallway Rack with Shoe Bench - Assembly Instructions</p> <p>Comprehensive assembly instructions for the VASAGLE HSR45 hallway rack, featuring a shoe bench and coat hooks. This guide provides general guidelines, important notes for assembly, a detailed parts list, and step-by-step visual assembly instructions. Manufactured by SONGMICS.</p>
<div><div>User Manual of Product 1:</div><div>VASAGLE 5-Tier Bookshelf (ULS061B01) - Dimensions: 5-Tier Storage Rack with Steel Frame, for Living Room, Office, Study, Hallway, Industrial Style, Rustic Brown and Black (ULS061B01)</div><div>User Manual of Product 2:</div><div>VASAGLE Coffee Table for Living Room, 2-Tier Cocktail Table, Corner Table with Metal Sheet, Steel Frame, Adjustable Feet, Industrial Style, Rustic Brown and Black (ULCT61X)</div></div>	<p>VASAGLE ALINRU Bookshelf & Coffee Table User Manuals</p> <p>Official user manuals and assembly instructions for VASAGLE ALINRU 5-Tier Bookshelf (ULLS061B01) and VASAGLE 2-Tier Coffee Table (ULCT61X). Includes guidelines, safety warnings, parts lists, and step-by-step assembly guides.</p>