

Airfrex AF25

Airfrex AF25 Bluetooth 5.3 Wireless Audio Adapter User Manual

For Bose QuietComfort 25 (QC25) Headphones

1. INTRODUCTION

The Airfrex AF25 Bluetooth receiver is a wireless audio adapter designed for the Bose QuietComfort 25 Active Noise Cancellation Headphone. This adapter enables Bluetooth connectivity for the Bose QC25, allowing wireless connection to phones, tablets, or laptops. This manual provides instructions for the proper setup, operation, and maintenance of your Airfrex AF25 adapter.

2. PRODUCT OVERVIEW AND FEATURES

The Airfrex AF25 adapter converts your wired Bose QC25 headphones into a wireless Bluetooth headset, offering enhanced mobility and convenience.

Key Features:

- **Compatibility:** Specifically designed for Bose QuietComfort 25 ANC headphones and compatible only with Bose QC25 headphones.
- **Battery Life:** A full charge provides up to 10 hours of operation for Bose QC25 headphones in ANC mode.
- **Integrated Controls:** Features an integrated control button for phone conversations and music playback.
- **Extended Range & Stable Signal:** Bluetooth range up to 10 meters with a stable signal, free from interruptions during music playback or phone calls.
- **Superior Sound Quality:** Equipped with the latest Qualcomm Bluetooth 5.3 chip and a dedicated headphone amplifier chipset for lossless music transmission and excellent sound quality.
- **Bass Enhancement:** Includes an option for bass enhancement.

- **Hands-free Calling:** Supports hands-free calling with an integrated microphone.
- **Noise Suppression:** Features CVC Noise Cancelling Technology for clear calls.
- **Automatic Shutdown:** Designed with an automatic shutdown feature to conserve battery.



An infographic detailing the key features of the Airfex AF25 adapter, including Bluetooth chipset, HD audio, bass boost, battery life, clear phone calls, 33 feet range, CVC noise cancellation, and automatic shutdown.

3. SAFETY INFORMATION

- Do not expose the device to extreme temperatures, moisture, or corrosive environments.
- Avoid dropping or subjecting the device to strong impacts.
- Do not attempt to disassemble or modify the device. This will void the warranty.
- Keep out of reach of children.
- Use only the provided or a certified USB charging cable.

4. PACKAGE CONTENTS


Please check the package for the following items:

- Airfex AF25 Bluetooth Adapter
- USB Charging Cable

- User Manual (this document)

High performance Bluetooth adapter for Bose QC25

Gift-box packaging with USB charging cable and user manual inside



Note:



This adapter is custom design for Bose QC25 headphone.

This adapter is with 2.5mm input jack rather than 3.5mm jack.

This adapter is only compatible with Bose QC25 headphone.

This adapter doesn't work with any other headphones.

The Airfrex AF25 adapter presented in its packaging, which includes a USB charging cable and user manual. A note emphasizes that the adapter is custom-designed for Bose QC25 headphones and uses a 2.5mm input jack.

5. SETUP AND INSTALLATION

5.1 Initial Charging

Before first use, fully charge the Airfrex AF25 adapter. Connect the provided USB charging cable to the adapter's charging port and to a standard USB power source (e.g., computer USB port, wall adapter). The LED indicator will show charging status.

5.2 Connecting to Bose QC25 Headphones

1. Locate the audio input jack on your Bose QuietComfort 25 headphones.
2. Carefully insert the 2.5mm audio jack of the Airfrex AF25 adapter into the headphone's audio input. Ensure it is fully seated.



The Airrex AF25 Bluetooth adapter, a compact silver and black device with a 2.5mm audio jack, designed to convert wired headphones to wireless.

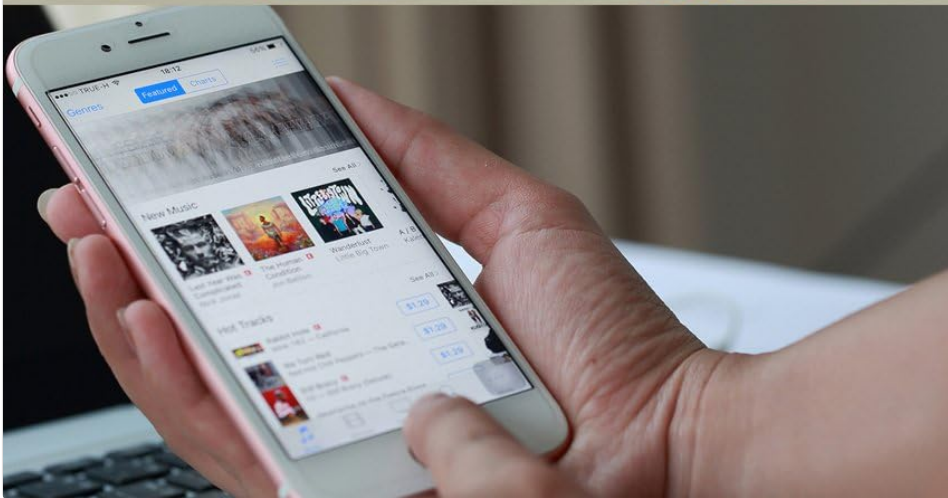
Upgrade Bose QuietComfort 25 ANC Headphone

Into a Bluetooth&Active Noise Cancelling headphone

by our AF25 wireless adapter



A Bose QuietComfort 25 headphone with the Airrex AF25 adapter connected, shown alongside a smartphone displaying a Bluetooth connection icon, illustrating wireless audio streaming.



The Airfex AF25 adapter connected to Bose QC25 headphones, with a smartphone in the foreground displaying a music application, demonstrating the adapter's use for wireless music playback.

Important Note: This adapter is custom-designed for Bose QuietComfort 25 headphones and uses a 2.5mm input jack. It is not compatible with other headphone models, speakers, or car audio systems.



Purchase this adapter only for Bose QC25

Does **NOT** work with any other headphones

Does **NOT** work with any speakers or car audio



Only for Bose QuietComfort 25 Headphone

Custom Engineered

2.5mm input jack

A warning graphic with the Airfrex AF25 adapter, explicitly stating that it is only for Bose QuietComfort 25 headphones and does not work with other headphones, speakers, or car audio, highlighting its custom 2.5mm input jack.

6. OPERATING INSTRUCTIONS

6.1 Power On/Off

- **Power On:** Press and hold the multi-function button until the LED indicator lights up.
- **Power Off:** Press and hold the multi-function button until the LED indicator turns off. The adapter also features an automatic shutdown function to save power.

6.2 Bluetooth Pairing

1. Ensure the adapter is powered off.
2. Press and hold the multi-function button for approximately 5-7 seconds until the LED indicator flashes blue and red alternately. This indicates pairing mode.
3. On your smartphone, tablet, or other Bluetooth-enabled device, enable Bluetooth and search for new devices.
4. Select "Airfrex AF25" from the list of available devices.
5. Once paired, the LED indicator on the adapter will flash blue periodically.

6.3 Controls

The integrated multi-function button allows control over various functions:

- **Play/Pause:** Short press the multi-function button.
- **Answer/End Call:** Short press the multi-function button during an incoming call or an active call.
- **Reject Call:** Press and hold the multi-function button for 2 seconds during an incoming call.
- **Activate Voice Assistant:** Double-press the multi-function button (if supported by your connected device).
- **Bass Enhancement:** (Specific instruction for this feature is not detailed in provided data, typically a double-press or long-press of a specific button if available, or automatically managed by the chipset.)

6.4 Charging the Adapter

When the battery is low, the LED indicator may flash red. Connect the adapter to a USB power source using the provided USB cable. The LED will typically be solid red during charging and turn off or change color when fully charged.

7. TROUBLESHOOTING

Problem	Possible Cause	Solution
Adapter does not power on.	Low battery.	Charge the adapter fully.
Cannot pair with device.	Adapter not in pairing mode; Bluetooth off on device; device too far.	Ensure adapter is in pairing mode (flashing blue/red). Turn on Bluetooth on your device. Move device closer to adapter (within 10m).
No sound or poor sound quality.	Adapter not fully inserted into headphones; low battery; interference.	Ensure the 2.5mm jack is fully inserted into the QC25 headphones. Charge the adapter. Move away from sources of strong electromagnetic interference.
Short battery life.	Adapter not fully charged; high volume usage.	Ensure adapter is fully charged before use. Reduce listening volume if possible.

8. SPECIFICATIONS

Feature	Specification
Brand	Airfrex
Model Name	AF25
Color	Silver
Connectivity Technology	Bluetooth

Feature	Specification
Wireless Communication Standard	Bluetooth 5.3
Compatible Devices	Bose QuietComfort 25 Headphones
Special Features	Hands-free calling, Automatic shutdown, Low latency, Integrated microphone, Noise suppression (CVC)
Battery Composition	Lithium-polymer
Rechargeable Battery	Yes
Power Source	Battery Powered
Item Weight	12 Grams

9. MAINTENANCE


- Clean the adapter with a soft, dry cloth. Do not use liquid cleaners or solvents.
- Store the adapter in a cool, dry place when not in use.
- Avoid exposing the charging port to dust or debris.

10. WARRANTY AND SUPPORT

For warranty information and customer support, please refer to the documentation provided at the time of purchase or contact Airfrex customer service through their official channels. Keep your proof of purchase for warranty claims.

© 2023 Airfrex. All rights reserved.

Related Documents - AF25

	<p>Airfrex AIU2 Bluetooth Receiver Quick Start Guide</p> <p>Get started quickly with the Airfrex AIU2 Bluetooth Receiver. This guide provides essential setup and operation instructions for seamless audio streaming.</p>
---	--

Quick start guide for the Altafit AF25 Smart Watch, covering package contents, setup, features, and important safety instructions.





[Euro Chef EU-AF25 Digital Control Air Fryer User Manual](#)

User manual for the Euro Chef EU-AF25 Digital Control Air Fryer. Learn about safe operation, setup, cooking functions, maintenance, and specifications for this versatile kitchen appliance.