

Manuals+

[Q & A](#) | [Deep Search](#) | [Upload](#)

manuals.plus /

- › [Tempur-Pedic](#) /
- › [Tempur-Pedic TEMPUR-Cloud Pillow User Manual](#)

Tempur-Pedic TEMPUR-Cloud (Model 15316221P)

Tempur-Pedic TEMPUR-Cloud Pillow User Manual

Model: TEMPUR-Cloud (15316221P)

PRODUCT OVERVIEW

The Tempur-Pedic TEMPUR-Cloud Pillow provides cushion-soft comfort combined with the adaptive support of proprietary TEMPUR-Material. This pillow is designed to conform precisely to the contours of your head, neck, and shoulders, offering personalized support. It is suitable for back, side, and stomach sleepers due to its extra-soft feel and traditional shape.



Image: The Tempur-Pedic TEMPUR-Cloud Pillow, showcasing its white, quilted cover and rectangular shape.

Key Features:

- **TEMPUR-Material:** A single piece of infinitely adaptable TEMPUR-Material provides an extra-soft feel, cradling the head, neck, and shoulders to help alleviate aches and pains.
- **Premium Cover:** Features a 100% polyester knit, hypoallergenic cover that is removable and machine washable for easy maintenance.
- **Extra Soft Feel:** Delivers cushion-soft comfort and adaptive support.

- **Low Profile:** Ultra-conforming design, especially beneficial for back and stomach sleepers.
- **CertiPUR-US Certified:** Ensures the material meets rigorous standards for content, emissions, and durability.
- **Designed and Assembled:** Proudly designed and assembled in the USA using domestic and imported components.

SETUP AND INITIAL USE

Upon receiving your Tempur-Pedic pillow, it may initially feel firmer than expected. This is normal. The TEMPUR-Material requires time to adapt to your body temperature and weight, becoming more conforming with use. Full adaptation typically takes a few weeks.

Tips for Faster Break-In:

1. **Gently Roll and Unroll:** Periodically roll and unroll the pillow to help soften the material.
2. **Knead the Foam:** Use your hands to gently knead and compress the foam.
3. **Use as Back Support:** Utilize the pillow as back support while sitting to encourage faster adaptation.

Your Tempur-Pedic® pillow may feel firmer than a traditional pillow at first. Over time, it will conform to your head and neck, feeling more natural. It may take a few weeks for the pillow to fully adapt to you.

TIPS FOR FASTER BREAK-IN

①

Gently roll and unroll your pillow.

②

Knead the foam with your hands.

③

Use it as back support while sitting.

Image: Visual guide illustrating three steps for faster break-in: rolling, kneading, and using as back support.

OPERATING INSTRUCTIONS

The TEMPUR-Cloud Pillow is designed for use during sleep to provide optimal comfort and support. Its adaptive material responds to your body's contours, offering pressure relief and alignment for various sleeping positions.

Recommended Use:

- **Sleeping:** Position the pillow under your head and neck. The pillow will adapt to your unique shape, providing support and comfort throughout the night.
- **Versatile Support:** The pillow's extra-soft feel and traditional shape make it suitable for back, side, and stomach sleepers.
- **Relaxation:** Can also be used for lumbar support while sitting or reading in bed.

HELPS RELIEVE ACHES AND PAINS

TEMPUR-Material™ precisely adapts to your
head, neck, and shoulders.



Image: A person sleeping on the Tempur-Pedic TEMPUR-Cloud Pillow, demonstrating its adaptive support for the head, neck, and shoulders.



Image: A person using the Tempur-Pedic TEMPUR-Cloud Pillow as back support while sitting up in bed with a laptop.

CARE AND MAINTENANCE

Proper care ensures the longevity and hygiene of your Tempur-Pedic TEMPUR-Cloud Pillow.

Pillow Cover Care:

- The pillow features a removable, machine-washable cover.
- To wash, unzip and remove the cover from the pillow.
- Machine wash the cover in cold water with a mild detergent.
- Tumble dry on low heat or air dry. Do not bleach.



PREMIUM, HYPOALLERGENIC COVER

Cover is removable and machine-washable to keep your pillow fresh for years to come.

Image: A person demonstrating the removal of the pillow's premium, hypoallergenic cover for washing.

TEMPUR-Material Care:

- The TEMPUR-Material core itself is **not** washable.
- If the core becomes soiled, spot clean with a damp cloth and mild soap.
- Allow the core to air dry completely before replacing the cover.
- Do not submerge the TEMPUR-Material in water or place it in a washing machine or dryer.

TROUBLESHOOTING

This section addresses common concerns regarding your Tempur-Pedic TEMPUR-Cloud Pillow.

Pillow Feels Too Firm:

As mentioned in the Setup section, TEMPUR-Material requires a break-in period. Continue using the pillow and follow the "Tips for Faster Break-In" to help it adapt to your body. The material softens with warmth and use.

Unusual Odor:

A new product may have a slight odor upon unboxing, which is normal for memory foam products. This odor is harmless and typically dissipates within a few days to a week. To expedite this, remove the cover and allow the pillow core to air out in a well-ventilated room, away from direct sunlight.

SPECIFICATIONS

| Feature | Detail |
|---------------------------|---|
| Fill Material | Memory Foam (TEMPUR-Material) |
| Pillow Type | Bed Pillow |
| Color | White |
| Size | Standard (24"L x 15.75"W x 5"H) |
| Brand | Tempur-Pedic |
| Shape | Rectangular |
| Special Features | Back Support, Neck Support, Removable Cover, Washable Cover |
| Cover Material | 100% Polyester Knit |
| Item Firmness Description | Extra Soft |
| Item Weight | 4.54 Pounds |
| Model Number | 15316221P |
| UPC | 841230036526, 841230072005 |

AVAILABLE SIZES

STANDARD

24" X 15.75" X 5"



KING

31.5" X 15.3" X 5"

Image: Comparison of Standard (24" x 15.75" x 5") and King (31.5" x 15.3" x 5") pillow sizes.

LOW PROFILE

and ultra-conforming, to provide a restful night's sleep - especially for back and stomach sleepers.



Image: Close-up view of the pillow's profile, indicating its 5-inch height.

WARRANTY INFORMATION

The Tempur-Pedic TEMPUR-Cloud Pillow is covered by a **5-Year Limited Warranty**.


Warranty Details:

This Limited Warranty is valid only in connection with the original purchase of new products from authorized retailers and extends from the original purchase date of the original product purchased. An "original purchaser," for the purposes of this Limited Warranty, is an individual or entity who purchases the product directly from Tempur-Pedic or an authorized retailer of Tempur-Pedic with the intent to use the product for personal consumer use and not for commercial or industrial use and not with the intent to resell the product. An "authorized retailer," for purposes of this Limited Warranty, is an individual or entity authorized by Tempur-Pedic to sell product directly to original purchasers. An individual or entity that purchases the product from whatever source with the intent to resell the product is an unauthorized reseller ("unauthorized reseller").



MANUFACTURER WARRANTY

We'll either repair or replace it for free.



DESIGNED + ASSEMBLED IN THE USA

of domestic & imported components.







Image: Graphic indicating a 5-year manufacturer warranty and that the product is designed and assembled in the USA.

CUSTOMER SUPPORT

For further assistance, product inquiries, or warranty claims, please contact Tempur-Pedic customer service or visit their official website. Ensure you have your proof of purchase and product model number (15316221P) available when contacting support.

You can find more information and contact details by visiting the [Tempur-Pedic Store on Amazon](#).

Related Documents - TEMPUR-Cloud (Model 15316221P)

| | |
|---|--|
|  <p>Product Training Guide Winter 2010</p> | <p>Tempur-Pedic Product Training Guide Winter 2010: Mattresses, Pillows, and Accessories</p> <p>Comprehensive product training guide for Tempur-Pedic mattresses, pillows, and sleep system accessories from Winter 2010. Features detailed information on TEMPUR material, model comparisons, benefits, features, specifications, and warranty information.</p> |
|  <p>Can Restraint</p> <p>Electric Restraints or Heating pads</p> <p>Respiratory devices</p> <p>Charging the base</p> <p>Headrest Recliner</p> <p>Electric Blankets</p> | <p>Tempur-Pedic Pillow Care: Cleaning, Maintenance, and GrandPillow Guide</p> <p>Official care instructions for Tempur-Pedic pillows. Learn how to clean pillow covers, maintain TEMPUR material, and specific care for The GrandPillow. Includes advice on electric blankets and air-drying.</p> |
|  <p>OWNER'S MANUAL DANIEL COOPER MANUAL DEL PROPIETARIO</p> | <p>Tempur-Pedic Ergo Smart Base Owner's Manual: Features, Setup, and Safety</p> <p>This owner's manual provides comprehensive guidance for the Tempur-Pedic Ergo Smart Base with Sleeptracker AI, covering setup, operation, safety, troubleshooting, and warranty information for enhanced sleep comfort.</p> |
|  <p>10-Year Limited Warranty</p> <p>Warranty Details</p> <p>Exclusions</p> <p>Claims Process</p> | <p>Tempur-Pedic 10-Year Limited Warranty for Mattresses and Flat Foundations</p> <p>Official 10-year limited warranty details for Tempur-Pedic mattresses and flat foundations, covering defects, exclusions, and the claims process. Learn about your warranty rights and responsibilities.</p> |
|  <p>OWNER'S MANUAL</p> | <p>Tempur-Pedic Adjustable Bed Owners Manual</p> <p>Comprehensive owners manual for the Tempur-Pedic adjustable bed, covering installation, operation, troubleshooting, and warranty information. Learn how to set up and use your Tempur-Pedic bed for optimal comfort and performance.</p> |
|  <p>Premier Reset and Remote Pairing Instructions</p> <p>Resetting the Base</p> <p>Remote Pairing Steps</p> | <p>Tempur-Ergo Premier Reset and Remote Pairing Guide</p> <p>Comprehensive instructions for resetting and pairing the remote control for the Tempur-Ergo Premier adjustable bed bases, covering single and dual base setups.</p> |