

Electric Tech One XL Bone / Rose Polar Pro

Electric Tech One XL Sport Sunglasses User Manual

Model: Tech One XL Bone / Rose Polar Pro

1. INTRODUCTION

The Electric Tech One XL Sport Sunglasses are designed for optimal comfort and full coverage, providing protection from the elements. This model, the Bone / Rose Polar Pro, features advanced optics and a durable frame construction suitable for various activities and light conditions. This manual provides essential information for the proper use, care, and maintenance of your new sunglasses.



Image 1.1: Electric Tech One XL Sport Sunglasses, Bone / Rose Polar Pro. This image shows the sunglasses from an angled perspective, highlighting the frame pattern and lens color.

2. FEATURES AND BENEFITS

The Tech One XL Sport Sunglasses incorporate several key features designed for performance and durability:

- **Frame Construction:** Features an 8-base mold injected grilamid frame, known for its feather-weight construction. Includes non-slip nose pads and plasti-cam hinges for a secure and comfortable fit.
- **Advanced Optics:** Equipped with 8-base melanin infused polycarbonate lenses. These lenses offer 100% UV protection and up to 98% blue light protection.
- **Polarized Pro Lenses:** Provides 99.9% premium glare reduction, resulting in a relaxed and soothing eye feeling with true color perception and scratch resistance. Polarized Pro lenses also include hydrophobic coating, oleophobic coating, and anti-reflective coating.

- **Visual Light Transmitted (VLT):** An 11% VLT makes these lenses highly versatile, performing well in both high solar and low light settings.
- **Eco-Friendly Inclusion:** Comes with a Repreve Microfiber Bag, produced from recycled plastics, for cleaning and storage.
- **Origin and Quality:** Designed in California and manufactured in Italy, ensuring high standards of craftsmanship.



Image 2.1: Front view of the sunglasses, showcasing the full lens coverage.



Image 2.2: Detailed view of a Tech One XL lens, highlighting its clarity and coating, shown here in a blue tint.



Image 2.3: Close-up of the grilamid frame, showing its texture and robust construction.



Image 2.4: Detail of the plasti-cam hinge, designed for durability and smooth operation.

3. SETUP AND INITIAL USE

Your Electric Tech One XL Sport Sunglasses are ready to wear right out of the box. Follow these guidelines for optimal

comfort and performance:

1. **Unpacking:** Carefully remove the sunglasses from their packaging and the included microfiber bag.
2. **Initial Fit:** Place the sunglasses on your face. The non-slip nose pads are designed to keep the frames securely in place.
3. **Adjusting:** While the frame is designed for a comfortable fit, minor adjustments to the temple arms can sometimes be made by a professional optician if needed. Avoid attempting to bend the frame yourself, as this may cause damage.
4. **Vision Check:** Ensure your vision is clear and comfortable through the lenses. The polarized lenses reduce glare, which may appear different than non-polarized lenses, especially when viewing LCD screens.

4. CARE AND MAINTENANCE

Proper care will extend the life and maintain the performance of your sunglasses:

- **Cleaning Lenses:** Use the provided microfiber cleaning bag or a clean, soft, lint-free cloth. For stubborn smudges, lightly dampen the cloth with clean water or a lens cleaning solution specifically designed for coated lenses. Avoid using paper towels, clothing, or harsh chemicals, as these can scratch the lenses or damage coatings.
- **Cleaning Frames:** Wipe the frame with a soft, damp cloth.
- **Storage:** When not in use, store your sunglasses in their microfiber bag or a protective case to prevent scratches and damage. Avoid leaving them in direct sunlight in hot environments (e.g., car dashboards), as extreme heat can warp the frame or damage lens coatings.
- **Handling:** Always use both hands to put on and take off your sunglasses to prevent bending the frame or loosening the hinges. Avoid placing them face down on hard surfaces.

5. TROUBLESHOOTING

If you encounter any issues with your sunglasses, consider the following common solutions:

Issue	Possible Cause / Solution
Lenses appear scratched or smudged	Clean lenses with the provided microfiber cloth and appropriate lens cleaner. Avoid abrasive materials. Store in protective bag/case.
Sunglasses feel loose or uncomfortable	The frame is designed for a secure fit. If persistent, consult a professional optician for minor adjustments. Do not attempt to bend the frame yourself.
Distorted vision or unusual glare	Ensure lenses are clean. Polarized lenses may interact differently with certain digital screens (e.g., car dashboards, phone screens), causing a rainbow effect or blackouts. This is normal for polarized optics.
Frame appears warped or damaged	Avoid exposure to extreme heat (e.g., direct sunlight in a car). For manufacturing defects, refer to the warranty information.

6. SPECIFICATIONS

Attribute	Detail
-----------	--------


Attribute	Detail
Model Name	Tech One XL Sport Sunglasses
Lens Color	Bone / Rose Polar Pro
Frame Material	8-base mold injected grilamid
Lens Material	Melanin infused polycarbonate
UV Protection	100% UV protection
Blue Light Protection	Up to 98%
Polarization	99.9% Premium glare reduction (Polarized Pro)
VLT (Visual Light Transmitted)	11%
Dimensions (H x W x L)	48h - 145w - 135l (Large Sized Frame)
Department	Unisex
Manufacturer	Electric
Origin	Imported (Made in Italy)
ASIN	B07CLGLB5N (Parent), B0BVCHHZT2 (Current Variant)






7. WARRANTY AND SUPPORT

Electric stands behind the quality of its products. Your Tech One XL Sport Sunglasses come with **Lifetime Warranty**. For warranty claims, product support, or any inquiries, please visit the official Electric website or contact their customer service directly. Keep your proof of purchase for warranty purposes. For more information, you can visit the [Electric Store on Amazon](#).



Related Documents - Tech One XL Bone / Rose Polar Pro

	<p>Green Lion Shade Mate Smart Glasses - Model GL-SG14 User Manual & Specifications</p> <p>Discover the Green Lion Shade Mate Smart Glasses (Model GL-SG14, SKU: GNSG14GLASBK). This comprehensive guide covers features, specifications, connectivity, charging, controls, warnings, warranty, and contact information for these advanced audio and sunglass devices.</p>
---	--

	<p>Chamelo Music Shield: Instant Dimming Bluetooth Audio Sunglasses - User Manual</p> <p>Comprehensive user manual for the Chamelo Music Shield, featuring instant dimming, Bluetooth audio, UV protection, and smart features. Learn about setup, operation, specifications, safety, and warranty.</p>
	<p>Polar RS300X Kasutusjuhend: Täielik juhend treeningkompuutri kasutamiseks</p> <p>Polar RS300X kasutusjuhend: õppige seadistama, kasutama ja hooldama oma Polar RS300X treeningkompuutrit, sealhulgas Fitness Testi, OwnZone'i ja GPS-i funktsioone.</p>
	<p>Polar RCX5 Training Computer: User Guide and Setup</p> <p>Comprehensive guide to setting up, using, and maintaining the Polar RCX5 training computer, including features, accessories, training modes, and warranty information.</p>
	<p>Manuale d'uso Polar RS300X</p> <p>Manuale utente completo per il computer di allenamento Polar RS300X, che copre configurazione, funzionalità, modalità di allenamento, analisi dei dati e manutenzione. Scopri come utilizzare il tuo Polar RS300X per un monitoraggio ottimale della forma fisica.</p>
	<p>Polar RCX3 Manuale d'uso: Guida Completa per l'Allenamento Sportivo</p> <p>Manuale d'uso completo per il training computer Polar RCX3. Scopri come impostare, allenarti, analizzare i dati e ottimizzare le tue prestazioni sportive con questa guida dettagliata.</p>