

illumiForce Tiras LED de Interior

illumiForce Under Bed Lights Motion Sensor

INSTRUCTION MANUAL

Brand: illumiForce | Model: Tiras LED de Interior

1. Product Overview

The illumiForce Under Bed Lights Motion Sensor kit provides intelligent, motion-activated lighting for various indoor spaces. Designed for convenience and energy efficiency, this system illuminates automatically when motion is detected in low-light conditions and turns off after a set period. It features adjustable brightness and timer settings to customize your lighting experience.

Key Features:

- **Smart and Efficient:** Automatically activates in the dark upon motion detection and deactivates when not needed, conserving energy.
- **Adjustable Timer & Dimmer:** Customize light output from 10% to 100% brightness and set the duration the light stays on (30s, 130s, or 380s).
- **Tool-Free Installation:** The kit includes all necessary components for a straightforward setup.
- **Multiple Applications:** Ideal for under beds, bathrooms, kitchens, stairways, closets, hallways, and garages.

2. What's in the Box

Verify that all components are present before beginning installation:

- 2 x 5ft Adhesive-backed LED Strip Lights
- 2 x Motion Sensors
- 1 x 12V Power Adapter
- 1 x Two-way Extension Cord Splitter
- Wiring Clip Kits



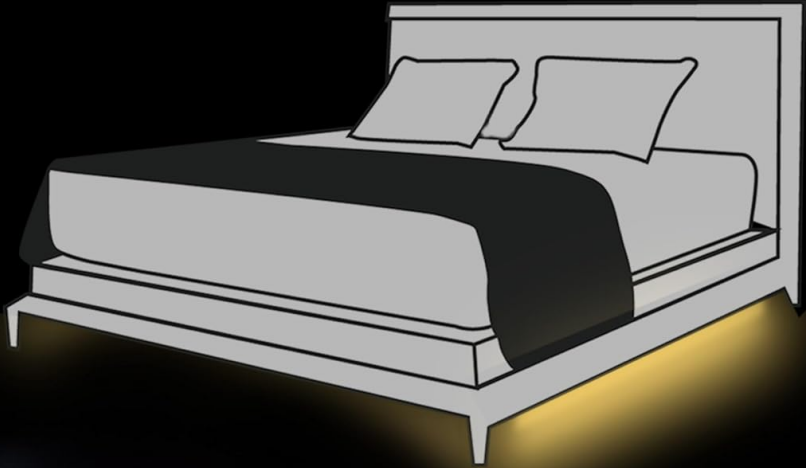
Image 2.1: All components included in the illumiForce Under Bed Lights kit.

3. Setup and Installation

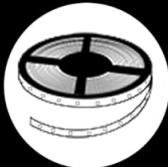
Follow these steps for proper installation:

1. **Prepare the Surface:** Ensure the installation surface (e.g., under the bed frame, cabinet) is clean, dry, and smooth. Wipe away any dust or debris.
2. **Attach LED Strip Lights:** Peel off the adhesive backing from the LED strip lights. Carefully press the strips onto the desired location. For under-bed installation, attach them along the side or bottom edge of the bed frame, facing downwards.
3. **Position Motion Sensors:** Connect the motion sensors to the LED strips. Position the sensors where they can detect movement effectively, typically near the edge of the bed or entry points. The sensor has a detection range of approximately 13 feet and a 100-degree angle.
4. **Connect Power:** Use the two-way extension cord splitter to connect both LED strips (via their motion sensors) to the 12V power adapter. Plug the power adapter into a standard electrical outlet.
5. **Secure Wiring:** Use the provided wiring clip kits to neatly secure any loose cables, preventing tripping hazards and maintaining a clean appearance.

SINGLE SIDE EMITTING



warm white



5ft long

Image 3.1: Example of under-bed light installation.

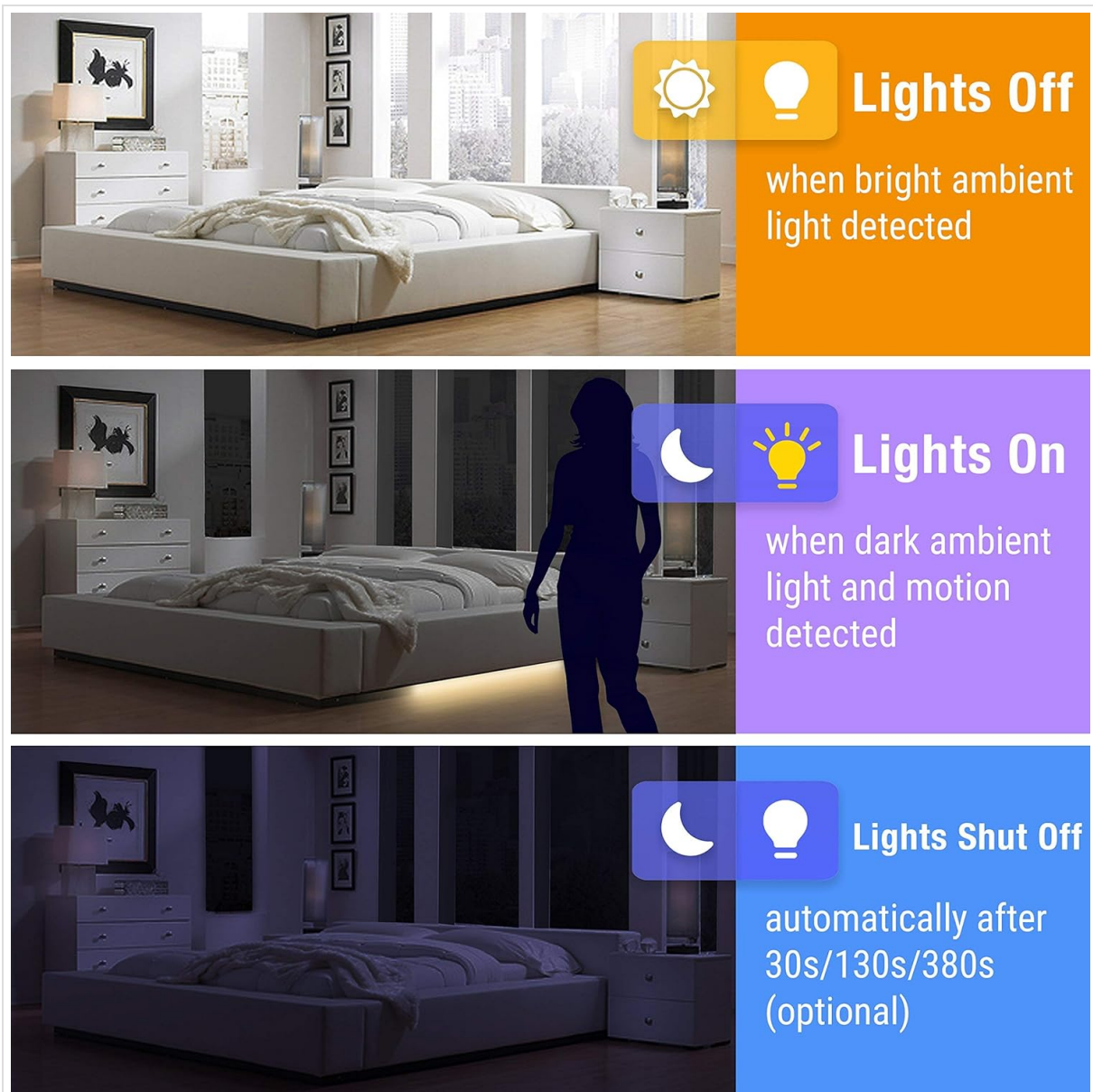


Image 3.2: Motion sensor detection range and angle.

4. Operating Instructions

The illumiForce Under Bed Lights are designed for automatic operation based on ambient light and motion detection.

Motion Sensor Functionality:

- **Lights Off (Bright Ambient Light):** When the surrounding environment is bright, the lights will remain off, even if motion is detected.
- **Lights On (Dark Ambient Light & Motion):** In dark conditions, the lights will automatically turn on when motion is detected within the sensor's range.
- **Lights Shut Off (Automatic Timer):** After motion ceases, the lights will automatically turn off after the preset time duration (30s, 130s, or 380s).



TOOL FREE

totally tool free installation enabled with everything you need in a kit

WATERPROOF

coated LED strip with IP65 grade making it applicable for wet locations

Image 4.1: Automatic light activation and deactivation logic.

Adjusting Timer and Dimmer:

The motion sensor unit features controls for adjusting both the light duration and brightness level.

- **Timer Adjustment:** Use the switch on the motion sensor to select the desired duration for the lights to stay on after motion is no longer detected: 30 seconds, 130 seconds, or 380 seconds.
- **Brightness Dimmer:** Rotate the dimmer dial on the motion sensor to adjust the light brightness from 10% (soft) to 100% (bright) according to your preference.



Image 4.2: Motion sensor controls for timer and dimmer settings.

5. Maintenance

To ensure optimal performance and longevity of your illumiForce Under Bed Lights, follow these simple maintenance guidelines:

- **Cleaning:** Gently wipe the LED strips and motion sensors with a soft, dry cloth to remove dust. Avoid using abrasive cleaners or excessive moisture.
- **Connection Check:** Periodically inspect all connections (LED strips to sensors, sensors to splitter, splitter to power adapter) to ensure they are secure.
- **Adhesive Integrity:** If the adhesive backing begins to lose its grip, re-secure the strips using additional double-sided tape or appropriate mounting clips.

6. Troubleshooting

If you encounter issues with your illumiForce Under Bed Lights, refer to the following common problems and solutions:

Problem	Possible Cause	Solution
---------	----------------	----------

Problem	Possible Cause	Solution
Lights do not turn on.	No power, loose connection, bright ambient light, or no motion.	Check power adapter connection. Ensure all cables are securely plugged in. Verify ambient light conditions are dark enough for activation. Confirm motion within sensor range.
Lights stay on continuously.	Constant motion detected, or sensor malfunction.	Ensure no continuous motion is within the sensor's range. Reposition the sensor if necessary. If the problem persists, contact customer support.
Lights flicker or are dim.	Loose connection, power supply issue, or dimmer setting.	Check all connections. Ensure the power adapter is functioning correctly. Adjust the dimmer dial to increase brightness.
Motion sensor is not responsive.	Sensor obstructed, incorrect placement, or bright ambient light.	Ensure the sensor has a clear line of sight. Reposition the sensor for optimal detection. Confirm the environment is dark enough for the sensor to activate.

7. Specifications

Feature	Detail
Brand	illumiForce
Model Number	Tiras LED de Interior
Color	Warm White
Indoor/Outdoor Usage	Indoor
Special Feature	Dimmable, Motion Sensor
Light Source Type	LED
Power Source	12V DC powered (adapter included)
Light Color Temperature	3500 Kelvin
Material	Plastic
Voltage	12 Volts
Wattage	7 watts
Number of Light Sources	90
Control Method	Touch (via sensor controls)
Item Length	152.4 Centimeters (5 feet per strip)
Item Weight	7.5 ounces
UPC	667176932711

8. Warranty and Support

illumiForce products are designed for quality and reliability. For warranty information, technical support, or any questions regarding your Under Bed Lights Motion Sensor, please refer to the contact details provided with your purchase or visit the official illumiForce website. Keep your purchase receipt for warranty claims.