

BarcaLounge BarcaMission73323-Blue

BarcaLounge Mission 7-3323 Manual Recliner Chair Instruction Manual

Model: BarcaMission73323-Blue

1. INTRODUCTION

This manual provides essential information for the safe and proper use, assembly, maintenance, and troubleshooting of your BarcaLounge Mission 7-3323 All Leather Push Back Manual Recliner Chair. Please read this manual thoroughly before operating the chair and retain it for future reference.

The BarcaLounge Mission 7-3323 is a classic craftsman-styled recliner, designed for comfort and durability, featuring all-leather upholstery and a hand-carved mahogany wood finish.

2. SAFETY INFORMATION

Adherence to the following safety guidelines is crucial for preventing injury and damage to the product.

- **Wall Proximity:** Ensure the chair is placed at least 16.2 inches (41.1 cm) from any wall to allow for full recline without obstruction or damage.
- **Weight Limit:** Do not exceed the maximum load weight of 285 lbs (129 kg). Overloading can cause structural damage and pose a safety risk.
- **Mechanism Inspection:** Regularly inspect the reclining mechanism for any signs of wear, damage, or loose components. Do not use the chair if any part of the mechanism appears compromised.
- **Children and Pets:** Keep children and pets away from the reclining mechanism to prevent pinching or injury. Supervise children around the chair.
- **Stable Surface:** Place the chair on a flat, stable surface to prevent tipping.
- **Movement:** Avoid sudden or forceful movements when reclining or returning to the upright position.
- **Proposition 65 Warning:** This product may expose you to chemicals known to the State of California to cause cancer or birth defects or other reproductive harm. For more information, go to www.P65Warnings.ca.gov.

3. SETUP AND ASSEMBLY

The BarcaLounger Mission 7-3323 recliner typically arrives partially assembled. Follow these steps for final setup.

1. **Unpacking:** Carefully remove all components from the shipping box. Ensure all packaging materials are removed from around the chair and its mechanism. The shipping box dimensions are approximately 34"W x 30"D x 34"H.
2. **Component Check:** Verify that all parts are present and undamaged. The main components usually include the chair base and the backrest.
3. **Attaching the Backrest:** Align the metal brackets on the backrest with the corresponding receivers on the chair base. Push down firmly until the backrest clicks securely into place. You may hear an audible click when it is properly seated.
4. **Positioning:** Place the assembled chair in its desired location, ensuring it meets the minimum wall proximity requirement of 16.2 inches (41.1 cm) for full recline.
5. **Initial Test:** Gently test the reclining function to ensure smooth operation.



Figure 3.1: BarcaLounger Mission 7-3323 Recliner in its upright position, showcasing the Shoreham Blue All Leather upholstery and mahogany wood frame.

4. OPERATING INSTRUCTIONS

The BarcaLounger Mission 7-3323 is a push-back manual recliner, designed for ease of use.

1. **To Recline:** While seated, gently push back against the backrest. The Leggett & Platt mechanism requires approximately 2.5 lbs of pressure to activate the recline. Continue pushing back to achieve your desired reclining position. The chair offers multiple reclining positions.
2. **To Return to Upright Position:** Lean forward and gently push down with your feet on the footrest. The chair will smoothly return to the upright position.



Figure 4.1: The recliner in a partially reclined state, demonstrating the extended footrest for comfort.



Figure 4.2: The recliner in its fully reclined position, illustrating the maximum extension for relaxation.

5. MAINTENANCE AND CARE

Proper maintenance ensures the longevity and appearance of your recliner.

- **Leather Care:** For general cleaning, wipe the leather with a soft, damp cloth. For spills, blot immediately with a clean, dry cloth. Do not rub. For stubborn stains, use a leather-specific cleaner according to its instructions. Avoid harsh chemicals, abrasive cleaners, or excessive moisture.
- **Wood Frame Care:** Dust the mahogany wood finish with a soft, dry cloth. For deeper cleaning, use a wood-specific cleaner or polish as needed. Avoid direct sunlight and extreme temperature changes to prevent wood warping or fading.
- **Mechanism Lubrication:** The Leggett & Platt mechanisms feature Delrin bushings, designed for seamless motion

and to prevent squeaking. Regular lubrication is generally not required for these bushings. However, if any squeaking or stiffness occurs over time, consult a professional or contact customer support for guidance.

- **Fastener Check:** Periodically check all bolts and fasteners, especially those attaching the mechanism to the frame, to ensure they are tight. The mechanisms are attached with bolts and T-nuts to prevent screw "back-out."
- **Cleaning:** The product care instructions specify "Spot Wash" for the upholstery.



Figure 5.1: Detail of the Shoreham Blue All Leather upholstery, highlighting the texture and finish.

6. TROUBLESHOOTING

This section addresses common issues you might encounter with your recliner.

Problem	Possible Cause	Solution
---------	----------------	----------

Problem	Possible Cause	Solution
Chair does not recline smoothly.	Obstruction behind the chair; mechanism needs inspection; loose fasteners.	Ensure adequate wall clearance (16.2 inches). Check for any objects obstructing the mechanism. Inspect all bolts and T-nuts for tightness. If issues persist, contact customer support.
Squeaking sound during recline.	Minor friction in mechanism; loose components.	While Delrin bushings are designed to prevent squeaks, check for any loose connections. If squeaking continues, contact customer support for professional advice. Avoid applying lubricants unless specifically instructed.
Backrest feels wobbly.	Backrest not fully engaged; loose connection.	Ensure the backrest is fully pushed down and securely clicked into its receivers. If it still feels loose, remove and reattach the backrest, ensuring proper alignment.
Leather appears dry or cracked.	Lack of proper conditioning; exposure to direct sunlight or heat.	Apply a high-quality leather conditioner as recommended by leather care professionals. Avoid placing the chair in direct sunlight or near heat sources.

7. PRODUCT SPECIFICATIONS

Feature	Detail
Model Name	Mission 7-3323 (Craftsman)
Model Number	BarcaMission73323-Blue
Type	Push Back Manual Recliner Chair
Upholstery Material	Genuine All Leather (Shoreham Blue All Leather)
Frame Finish	Hand carved Mahogany Wood Finish
Overall Dimensions (D x W x H)	37.5"D x 32.7"W x 42"H (95.25 cm D x 83.06 cm W x 106.68 cm H)
Seat Dimensions (W x D x H)	22"W x 19"D x 21"H (55.88 cm W x 48.26 cm D x 53.34 cm H)
Arm Height	24.4" (61.98 cm)
Wall Proximity Required	16.2" (41.1 cm)
Chair Weight	100 lbs (45.36 kg)
Maximum Load Weight	285 lbs (129.27 kg)
Mechanism	Leggett & Platt with Delrin bushings
Recline Activation Pressure	Approx. 2.5 lbs
UPC	619084094609

8. WARRANTY AND SUPPORT

BarcaLounge stands behind the quality of its products.

Warranty Information

The BarcaLounge Mission 7-3323 Recliner comes with a **BarcaLounge Factory One Year Warranty**. This warranty covers manufacturing defects and issues arising from normal use within one year from the date of purchase. Please retain your proof of purchase for warranty claims.

Customer Support




For technical assistance, warranty claims, or inquiries regarding parts and service, please contact BarcaLounge customer support. Refer to the official BarcaLounge website or your purchase documentation for the most current contact information.




You can also visit the official BarcaLounge store on Amazon for more information:[BarcaLounge Amazon Store](#).



© 2024 BarcaLounge. All rights reserved.
Manual Version: 1.0

Related Documents - BarcaMission73323-Blue

	<p>Barcalounge Fabric Power Reclining Sectional with Power Headrests - Assembly, Care, and Operating Instructions</p> <p>Detailed assembly, care, and operating instructions for the Barcalounge fabric power reclining sectional sofa with power headrests. Includes a comprehensive parts list, troubleshooting tips, and warranty information for model 3310C-6628-57LZ&10&09PHZ&04&03&57RZ.</p>
	<p>Barcalounge Furniture Delivery Measurement Guide</p> <p>Barcalounge's guide to measuring your home's pathways, doorways, and stairways to ensure successful furniture delivery. Includes tips for preparing your home.</p>
	<p>Barcalounge Recliners: Product Catalog and Features</p> <p>Explore the extensive collection of Barcalounge recliners, featuring detailed product construction, innovative features, and diverse models. Find the perfect recliner with information on dimensions, materials, and styles.</p>

	<p>Dual Motor Lift Recliner with Power Headrest Assembly Instructions</p> <p>Step-by-step assembly instructions for the Living Spaces Dual Motor Lift Recliner with Power Headrest, including a parts list and assembly guidance.</p>
	<p>Vigosit Gaming Chair: Ergonomic, Adjustable, High-Capacity for Gamers</p> <p>Explore the Vigosit Gaming Chair, engineered for ultimate comfort and support during long gaming sessions. Featuring adjustable ergonomics, a retractable footrest, and a robust 400 lbs weight capacity, this chair is ideal for adults and big and tall users. Available in blue and black.</p>
	<p>ELA Innovation BLE Range User Guide</p> <p>This user guide provides comprehensive information on ELA Innovation's BLE Range products, covering setup, configuration, operation, data visualization, and technical specifications for Bluetooth Low Energy tags.</p>