

Yaheetech 2-Tier Metal Plant Stand (B07CGLP81W)

Yaheetech 2-Tier Metal Plant Stand User Manual

Model: 2-Tier Metal Plant Stand (33.5 x 13.4 x 31.9 inch)

Brand: Yaheetech

1. PRODUCT OVERVIEW

The Yaheetech 2-Tier Metal Plant Stand is designed for both indoor and outdoor use, providing a sturdy and versatile display solution for your plants, flower pots, and other decorative items. Its durable iron construction and powder-coated finish ensure longevity and resistance to oxidation, making it a practical addition to any home, garden, patio, or balcony.



Image: The Yaheetech 2-Tier Metal Plant Stand, showcasing its two levels filled with various potted plants, highlighting its capacity and design.

2. KEY FEATURES

- **Sturdy and Durable:** Constructed from high-quality iron with a powder-coated finish for enhanced durability and a smooth surface. Features bottom rubber caps to protect floors from scratches.
- **Two-Tier Design:** Offers ample two-layer storage space, with each layer capable of holding 2-3 small to medium-sized potted plants.
- **Versatile Use:** Functions not only as a flower rack but also as a bookshelf, display stand, decorative stand, and general home storage organizer.
- **Indoor & Outdoor Application:** Oxidation-resistant finish makes it suitable for various environments including entranceways, living rooms, bathrooms, screened patios, kitchens, gardens, pool areas,

and balconies.

- **Easy Assembly:** Designed for quick and straightforward installation with detailed user instructions provided. Requires minimal care and maintenance.

3. COMPONENTS AND PARTS LIST

Before assembly, please ensure all parts are present and undamaged. Refer to the diagram below for identification.

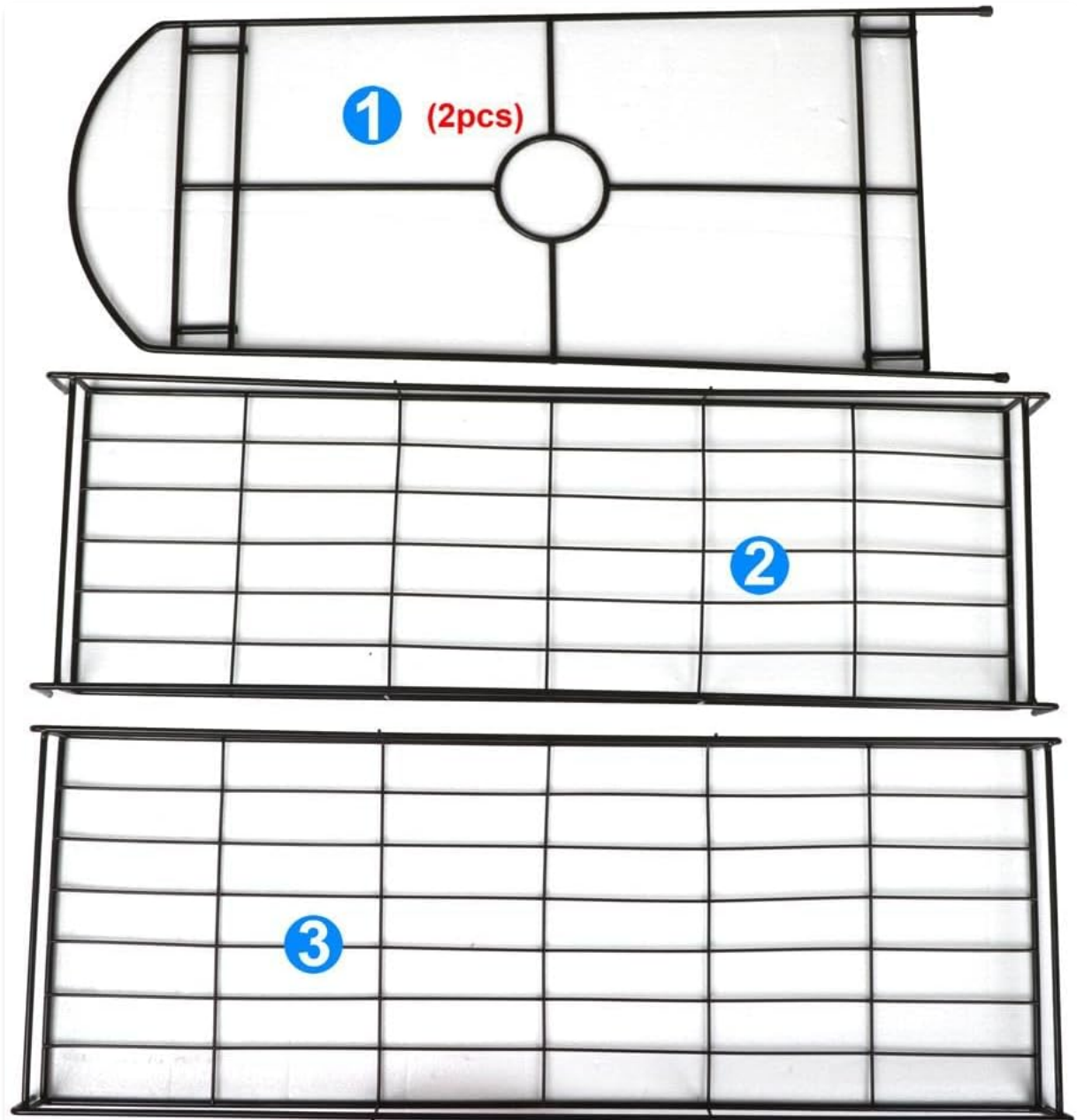


Image: Exploded view of the plant stand showing its main components: two arched side frames (1), the top shelf (2), and the bottom shelf (3).

1. **Arched Side Frames (2 pcs):** These form the vertical supports and decorative arches of the stand.
2. **Top Shelf (1 pc):** The narrower, upper shelf for displaying items.
3. **Bottom Shelf (1 pc):** The wider, lower shelf for displaying items.

4. ASSEMBLY INSTRUCTIONS

Assembly of the Yaheetech 2-Tier Metal Plant Stand is straightforward and does not require additional tools. Follow these steps:

1. Place one of the arched side frames (Part 1) upright on a flat surface.
2. Align the bottom shelf (Part 3) with the lower slots on the upright side frame. Gently push the shelf's pegs into the corresponding holes until securely seated.
3. Take the second arched side frame (Part 1) and align its lower slots with the pegs on the other side of the bottom shelf. Push firmly to secure.
4. Repeat the process for the top shelf (Part 2), aligning its pegs with the upper slots on both arched side frames. Ensure all connections are snug.



Image: Step-by-step visual guide for assembling the plant stand, showing how the side frames connect with the shelves.

Assembly Video Guide:

Your browser does not support the video tag.

Video: A detailed guide demonstrating the assembly process of the Yaheetech 2-Tier Metal Plant Stand, showing how to connect the side frames and shelves securely.

5. OPERATING INSTRUCTIONS

To maximize the utility and lifespan of your plant stand, consider the following:

- **Placement:** Position the plant stand on a flat, stable surface to prevent wobbling or tipping. Ensure it is not in a high-traffic area where it could be easily knocked over.
- **Weight Distribution:** Distribute the weight of your plants and items evenly across both shelves. Avoid placing excessively heavy items on one side or concentrating weight on the top shelf without counterbalancing on the bottom.
- **Indoor Use:** Ideal for displaying houseplants, decorative vases, books, or small storage bins.
- **Outdoor Use:** Suitable for patios, balconies, or garden areas. If used outdoors, consider bringing it indoors during extreme weather conditions to prolong its life, despite its oxidation-resistant finish.



Image: The plant stand positioned indoors near a window, showcasing its use for various plants and decorative items in a home environment.

6. MAINTENANCE

The Yaheetech 2-Tier Metal Plant Stand is designed for low maintenance. To keep it in optimal condition:

- **Cleaning:** Wipe down with a soft, damp cloth to remove dust or dirt. Avoid abrasive cleaners or harsh chemicals that could damage the finish.

- **Rust Prevention:** While the stand has an oxidation-resistant finish, prolonged exposure to moisture, especially standing water, can lead to rust. Ensure proper drainage for potted plants and wipe away any spills promptly.
- **Inspection:** Periodically check all connections to ensure they remain secure. Tighten if necessary.

7. TROUBLESHOOTING

If you encounter any issues with your plant stand, consider the following:

- **Wobbling:** Ensure the stand is placed on a completely flat and level surface. Check that all shelf pegs are fully inserted into their respective holes in the side frames.
- **Difficulty Assembling:** Verify that you are using the correct shelves for the top and bottom positions (bottom shelf is wider). Ensure pegs are aligned correctly before applying firm pressure. A rubber mallet can be used gently if needed, but avoid excessive force.
- **Surface Scratches:** The stand is equipped with rubber caps on the bottom of its legs to prevent scratches. Ensure these caps are intact and properly seated.

8. SPECIFICATIONS


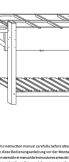




Attribute	Detail
Brand	Yaheetech
Model Name	2-Tier Plant Stand
Color	Black
Material	Iron
Assembled Dimensions (L x W x H)	33.46 x 13.39 x 31.89 inches (84.5 x 34 x 82 cm)
Item Weight	10.78 pounds (4.89 kg)
Number of Levels	2
Assembly Required	Yes
Special Features	Versatile, Multi-functional, Durable, Low-Maintenance

9. WARRANTY AND SUPPORT

For any questions regarding product assembly, missing parts, or general inquiries, please contact Yaheetech customer support. While specific warranty details are not provided in this manual, Yaheetech is committed to customer satisfaction.

You may also refer to the official Yaheetech store for more information:[Yaheetech Store](#)

Related Documents - 2-Tier Metal Plant Stand (B07CGLP81W)

<p>Yaheetech</p> <p>411288</p>  <p>411288</p> <p>© 2023 Yaheetech Inc. All rights reserved. This document is the property of Yaheetech Inc. and is not to be distributed, copied, or reproduced in any form without the written permission of Yaheetech Inc. Yaheetech Inc. is not responsible for any damage or injury caused by the use of this product. Please read the instructions carefully before assembly. If you have any questions, please contact our customer service team at support@yaheetech.com.</p>	<p>Yaheetech 411288 Multi-Tier Plant Stand Assembly Instructions</p> <p>This document provides detailed, step-by-step assembly instructions for the Yaheetech 411288 multi-tier plant stand. It includes a parts list, hardware guide, and textual descriptions of diagrams to ensure a smooth assembly process. Suitable for indoor and outdoor use.</p>
<p>Yaheetech</p> <p>611469</p>  <p>611469</p> <p>© 2023 Yaheetech Inc. All rights reserved. This document is the property of Yaheetech Inc. and is not to be distributed, copied, or reproduced in any form without the written permission of Yaheetech Inc. Yaheetech Inc. is not responsible for any damage or injury caused by the use of this product. Please read the instructions carefully before assembly. If you have any questions, please contact our customer service team at support@yaheetech.com.</p>	<p>Yaheetech 611469 Raised Garden Bed Assembly Instructions Wood Planter Box Guide</p> <p>Detailed assembly instructions for the Yaheetech 611469 raised garden bed. Learn how to assemble your wood planter box with step-by-step guidance, parts list, and hardware details.</p>
<p>Yaheetech</p> <p>614812/614813</p>  <p>614812/614813</p> <p>© 2023 Yaheetech Inc. All rights reserved. This document is the property of Yaheetech Inc. and is not to be distributed, copied, or reproduced in any form without the written permission of Yaheetech Inc. Yaheetech Inc. is not responsible for any damage or injury caused by the use of this product. Please read the instructions carefully before assembly. If you have any questions, please contact our customer service team at support@yaheetech.com.</p>	<p>Yaheetech Ergonomic Gaming Chair Installation Guide</p> <p>Step-by-step instructions and parts list for assembling your Yaheetech ergonomic gaming chair, featuring massage lumbar support and adjustable footrest. Ensure proper setup for optimal comfort and performance.</p>
<p>Yaheetech</p> <p>592997</p>  <p>592997</p> <p>© 2023 Yaheetech Inc. All rights reserved. This document is the property of Yaheetech Inc. and is not to be distributed, copied, or reproduced in any form without the written permission of Yaheetech Inc. Yaheetech Inc. is not responsible for any damage or injury caused by the use of this product. Please read the instructions carefully before assembly. If you have any questions, please contact our customer service team at support@yaheetech.com.</p>	<p>Yaheetech 592997 Mobile TV Stand with Wheels - Assembly and User Guide</p> <p>Official assembly instructions and user guide for the Yaheetech 592997 mobile TV stand. Includes parts list, step-by-step assembly, safety warnings, and care instructions.</p>
<p>Yaheetech</p> <p>610867</p>  <p>610867</p> <p>© 2023 Yaheetech Inc. All rights reserved. This document is the property of Yaheetech Inc. and is not to be distributed, copied, or reproduced in any form without the written permission of Yaheetech Inc. Yaheetech Inc. is not responsible for any damage or injury caused by the use of this product. Please read the instructions carefully before assembly. If you have any questions, please contact our customer service team at support@yaheetech.com.</p>	<p>Yaheetech Metal Storage Rack Assembly Instructions (Model 610867)</p> <p>Detailed assembly instructions for the Yaheetech Model 610867 Metal Storage Rack. Learn how to safely and correctly assemble your heavy-duty shelving unit with step-by-step guidance and part identification.</p>
<p>Yaheetech</p> <p>5-Tier Home Organization Furniture Unit</p>  <p>5-Tier Home Organization Furniture Unit</p> <p>© 2023 Yaheetech Inc. All rights reserved. This document is the property of Yaheetech Inc. and is not to be distributed, copied, or reproduced in any form without the written permission of Yaheetech Inc. Yaheetech Inc. is not responsible for any damage or injury caused by the use of this product. Please read the instructions carefully before assembly. If you have any questions, please contact our customer service team at support@yaheetech.com.</p>	<p>Yaheetech 5-Tier Home Organization Furniture Unit Assembly Guide</p> <p>Comprehensive assembly instructions and safety information for the Yaheetech 5-Tier Home Organization Furniture Unit, a versatile shelving solution for home organization.</p>