

## Pantone 19-2924TPG


# Pantone TPG 8.5x11 Color Sheet (19-2924 Holly Hock) User Manual

Model: 19-2924TPG

## 1. INTRODUCTION

The Pantone TPG 8.5x11 Color Sheet is a standardized tool designed for accurate color communication and evaluation in product design. This manual provides instructions for the proper use and care of your Pantone TPG Sheet in the color **19-2924 Holly Hock**.

Each sheet features a full 8.5" x 11" lacquer coating on paper, illustrating the appearance of the specific Pantone Fashion, Home + Interiors (FHI) color. The reverse side includes a printed grid for chipping, along with the corresponding color name and number, facilitating precise color specification and evaluation.



**Figure 1.1:** Front view of the Pantone TPG 8.5x11 Sheet in 19-2924 Holly Hock. This image displays the solid color surface of the sheet.

## 2. SETUP AND PREPARATION

---

Before using your Pantone TPG Sheet, ensure you are in a well-lit environment, preferably with controlled lighting conditions (e.g., D65 daylight simulator) to ensure accurate color perception.

### 2.1 Unpacking

- Carefully remove the Pantone TPG Sheet from its packaging.
- Inspect the sheet for any damage or inconsistencies. If any issues are found, refer to the "Troubleshooting" section.

### 2.2 Understanding the Sheet

- The front side of the sheet displays the full 8.5" x 11" color.
- The back side features a printed 1" x 1" grid, along with the color name and number (e.g., 19-2924 Holly Hock). This grid is designed for creating smaller color chips for various applications.



**Figure 2.1:** Example of Pantone TPG sheets, showing the potential for chipping using the grid on the reverse side. This image illustrates multiple color sheets, a pair of scissors, and a sheet with a grid pattern, indicating how the sheets can be cut into smaller samples.

## 3. OPERATING INSTRUCTIONS / USAGE

The Pantone TPG Sheet is a versatile tool for various stages of product development and design.

### 3.1 Color Communication and Specification

- Use the full sheet to communicate the desired color to manufacturers, suppliers, or team members.
- Refer to the color name and number (19-2924 Holly Hock) for precise specification in design documents and production orders.

### 3.2 Color Evaluation

- Compare the TPG Sheet directly against physical samples or prototypes to evaluate color accuracy.
- Ensure consistent lighting conditions during evaluation to avoid metamerism (colors appearing different under different light sources).

### 3.3 Chipping for Samples

- If smaller color samples are required, use the printed 1" x 1" grid on the back of the sheet as a guide.
- Carefully cut along the grid lines using sharp scissors or a craft knife to create individual color chips.
- Each chip will retain the color name and number on its reverse side, ensuring traceability.

## 4. MAINTENANCE AND STORAGE

Proper care and storage are essential to maintain the integrity and accuracy of your Pantone TPG Sheet.

- **Handling:** Avoid touching the colored surface directly to prevent oils from your skin from affecting the color.

Handle by the edges.

- **Storage:** Store the sheet flat in a cool, dry place away from direct sunlight, humidity, and extreme temperatures. Exposure to UV light can cause color fading over time.
- **Protection:** Keep the sheet in its original protective sleeve or a similar archival-safe, acid-free enclosure to prevent dust accumulation and physical damage.
- **Cleaning:** Do not attempt to clean the colored surface with liquids or abrasive materials, as this can alter the color.

## 5. TROUBLESHOOTING

### 5.1 Color Appears Incorrect

- **Lighting Conditions:** Ensure you are evaluating the color under standardized lighting conditions (e.g., D65 daylight). Different light sources can make colors appear different.
- **Background:** Place the sheet on a neutral gray background during evaluation to avoid color distortion from surrounding colors.
- **Age/Exposure:** If the sheet has been exposed to direct sunlight or harsh conditions for an extended period, its color may have faded. Consider replacing it with a new sheet.

### 5.2 Physical Damage

- **Scratches/Creases:** Physical damage can affect the visual integrity of the color. Handle with care to prevent such damage.
- **Contamination:** If the surface is stained or marked, it may impact color accuracy. Avoid contact with liquids, inks, or other substances.

## 6. SPECIFICATIONS

Feature	Detail
Brand	Pantone
Model Number	19-2924TPG
Color	19-2924 Holly Hock
Material	Paper (Lacquer Coating)
Sheet Size	8.5 x 11 inches
Finish	Flat
Usage	Interior (Color Communication, Specification, Evaluation)
UPC	849572029619
Manufacturer	PANTONE SWATCHES







## 7. WARRANTY AND SUPPORT

Pantone TPG Sheets are manufactured to high-quality standards. For specific warranty information or support regarding your product, please refer to the official Pantone website or contact Pantone customer service directly.

You can visit the official Pantone store for more information:[Pantone Store on Amazon](#)

© 2023 Pantone. All rights reserved.

Related Documents - 19-2924TPG

	<p><a href="#">Pantone PT-BS001 Bluetooth Speaker User Manual and Safety Guide</a></p> <p>Comprehensive user manual for the Pantone PT-BS001 Bluetooth speaker, covering setup, operation, safety precautions, technical specifications, and responsible disposal.</p>
	<p><a href="#">PANTONE PT-TWS008 Wireless Earphones Instruction Manual</a></p> <p>Instruction manual for PANTONE PT-TWS008 Wireless Earphones, covering safety, charging, pairing, operation, maintenance, and specifications. Includes multilingual content.</p>
	<p><a href="#">PANTONE PT-BS008 Wireless Speaker: Instruction Manual &amp; Specifications</a></p> <p>Official instruction manual for the PANTONE PT-BS008 Wireless Speaker. Learn about safety warnings, usage instructions, charging, pairing, technical specifications, and disposal guidelines.</p>
	<p><a href="#">Manuale Utente Auricolari Bluetooth PANTONE PT-TWS001</a></p> <p>Manuale completo per gli auricolari Bluetooth True Wireless PANTONE PT-TWS001. Include istruzioni di sicurezza, ricarica, abbinamento, funzionamento, specifiche tecniche e smaltimento.</p>
	<p><a href="#">PANTONE Wireless Headphones PT-WH008: User Manual, Features, and Specifications</a></p> <p>Comprehensive user manual for PANTONE Wireless Headphones (PT-WH008 series). Learn about product overview, operation, pairing, troubleshooting, specifications, and safety guidelines.</p>
	<p><a href="#">Pantone Color Chart</a></p> <p>A comprehensive chart displaying a wide range of Pantone colors, organized by color family and numerical designation. Includes colors from yellow and orange through blues, greens, grays, and purples.</p>

