

CHUNGHOP L336

CHUNGHOP L336 Universal IR Learning Remote Control

Instruction Manual for 3-Device Model

INTRODUCTION

This manual provides detailed instructions for the setup and operation of your CHUNGHOP L336 Universal IR Learning Remote Control. The L336 is designed to consolidate control of up to three infrared (IR) devices, such as TVs, VCRs, SAT/CBL boxes, DVD/CD players, and HI-FI systems, into a single remote.

The remote features an advanced intelligent chipset and digital circulation learning technology, enabling it to learn functions from your existing IR remote controls quickly and accurately. It offers 126 programmable keys across three device modes (TV, SAT, DVD).



Image: The CHUNGHOP L336 Universal IR Learning Remote Control, showing its full button layout.

SETUP

Battery Installation

The CHUNGHOP L336 remote requires two (2) AA batteries for operation. Follow these steps to install the batteries:

1. Locate the battery compartment cover on the back of the remote control.
2. Slide the cover downwards or press the latch to open it.
3. Insert two AA batteries, ensuring the positive (+) and negative (-) terminals align correctly with the markings inside the compartment.
4. Replace the battery compartment cover by sliding it back into place until it clicks securely.

Simple and Rapid 3 device can be learned in combination



Image: The CHUNGHOP L336 remote control, highlighting its ABS material construction and the requirement for two AA batteries.

LEARNING FUNCTIONS

The CHUNGHOP L336 remote can learn infrared signals from your original, working remote controls. This allows you to customize its buttons to control various devices. The remote can learn up to 126 functions across its three device modes (TV, SAT, DVD).

Important: The L336 can only learn from original IR remote controls that are fully functional. Ensure your original remote is working correctly before attempting the learning process.

Learning Procedure

1. **Preparation:** Place the CHUNGHOP L336 remote and your original remote control head-to-head, approximately 1 inch apart, on a flat surface.
2. **Enter Learning Mode:** Press and hold the device key on the L336 remote (e.g., **TV**, **SAT**, or **DVD**) that you wish to program. Hold it until the indicator light on the L336 turns on steadily, then release the button.
3. **Transmit Signal:** On your original remote, press the key you want the L336 to learn. The indicator light on the L336 will flash quickly, indicating it has received the signal.
4. **Assign Function:** On the L336 remote, press the corresponding key where you want to store this learned function. The indicator light on the L336 will turn on steadily again.
5. **Repeat:** Repeat steps 3 and 4 for any other keys you wish to learn.

6. **Exit Learning Mode:** Press the same device key (e.g., **TV**, **SAT**, or **DVD**) again to exit the learning mode. The indicator light will turn off.

The learned functions are stored in permanent memory and will not be lost even if batteries are removed.

Learning Procedures



1. Hold on the the device key you want to learn on L336 until the indicator light is on, and then release.
2. Place L336 & the original remote head to head 1 inch.
3. Press the key you want to learn on YOUR Original Remote and L336's indicator light will flash quickly.
4. Press the CORRESPONDING key on L336, the indicator light will be on.
5. Repeat steps 3 & 4 for other keys you want to learn.
6. Press the the device key again to exit, and the indicator light will be off.

Image: Visual guide demonstrating how to perform the learning procedure by aligning the L336 with an original remote and pressing buttons.

Video Tutorial: How to Set Remote Control

Your browser does not support the video tag.

Video: A step-by-step demonstration of how to program the CHUNGHOP L336 remote control using its learning function. This video illustrates the process of transferring commands from an original remote to the L336.

OPERATING THE REMOTE

After successfully learning the desired functions, you can use the CHUNGHOP L336 remote to control your devices. To operate a specific device:

1. Press the corresponding device key (**TV**, **SAT**, or **DVD**) on the L336 remote to select the device you wish to control.
2. Point the L336 remote towards your device and press the learned function key (e.g., Power, Volume Up, Channel Down).

The L336 is designed for long-distance signal transmission, typically up to 8 meters, ensuring reliable control of your appliances.



Simple Control on your Home Appliances

CHUNGHOP L336 IR Learning Remote Control for TV, VCR, SAT, CBL, STR-T, DVD, VCD, CD, HI-FI and More Device

Image: The CHUNGHOP L336 remote control illustrating its compatibility with various home appliances such as TV, VCR, SAT, CBL, STR-T, DVD, VCD, CD, and HI-FI.



Image: A side view of the CHUNGHOP L336 remote control, highlighting the infrared (IR) emitter at the front.

TROUBLESHOOTING

- **Remote not responding after learning:**

- Ensure the original remote is an IR remote and was working correctly during the learning process.
- Verify that the L336 and the original remote were placed head-to-head, approximately 1 inch apart, during learning.
- Repeat the learning procedure for the problematic key(s). Sometimes multiple attempts are needed for successful signal capture.
- Check if the correct device key (TV, SAT, DVD) is selected on the L336 before attempting to control your appliance.

- **Indicator light does not turn on/flash during learning:**

- Ensure batteries are correctly installed and have sufficient power. Replace batteries if necessary.
- Confirm you are pressing and holding the device key on the L336 until the indicator light turns on steadily before releasing.
- Ensure the original remote's button is pressed firmly and held long enough for the L336 to receive the signal.

- **Some special functions not learning:**

- The L336 can learn most IR functions, but some highly specialized or proprietary functions may not be compatible.

SPECIFICATIONS

Model	L336
Brand	CHUNGHOP
Type	Universal IR Learning Remote Control
Max Number of Supported Devices	3
Programmable Keys	126 (42 keys per device mode)
Compatible Devices	TV, VCR, SAT, CBL, STR-T, DVD, VCD, CD, HI-FI
Power Source	2 x AA Batteries (not included)
Product Dimensions	5.12 x 1.57 x 0.59 inches (13 x 4 x 1.5 cm)
Item Weight	2.33 ounces (66 grams)
Material	ABS




Image: Detailed dimensions of the CHUNGHOP L336 remote control, showing its length, width, and thickness for reference.

WARRANTY AND SUPPORT

For warranty information or technical support regarding your CHUNGHOP L336 Universal IR Learning Remote Control, please refer to the product packaging or contact the manufacturer directly. Contact details are typically provided on the product packaging or the official CHUNGHOP website.

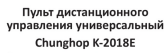
You may also visit the [CHUNGHOP Store on Amazon](#) for additional product information and support resources.

Related Documents - L336



Chunghop RM-L988 Universal Remote Controller User Manual

Comprehensive user manual for the Chunghop RM-L988 Eleven-in-one Universal Remote Controller, detailing setup, functions, and code lists for various home appliances.




[Chunghor K-2018E Универсальный Пульт Дистанционного Управления - Руководство Пользователя](#)

Подробное руководство пользователя для универсального пульта дистанционного управления Chunghop K-2018E. Инструкции по настройке, использованию дополнительных функций, гарантии и утилизации.



CHUNGHOP K-2098E Universal A/C Remote Operating Instructions

This document provides operating instructions for the CHUNGHOP K-2098E Universal A/C Remote. It details setup methods, additional functions, and a comprehensive code table for compatibility with various air conditioner brands.



CHUNGHOP K-1028E Universal Air Conditioner Remote Control User Manual


User manual for the CHUNGHOP K-1028E universal air conditioner remote control. Learn setup, features, and compatibility with various AC brands.



Használati és kezelési útmutató

Univerzális klíma távirányító UT-002 Használati és Kezelési Útmutató

Ez a dokumentum az Univerzális klíma távirányító (UT-002) használati és kezelési útmutatója. Tartalmazza a biztonsági előírásokat, specifikációkat, használati utasításokat, ápolási és tisztítási útmutatókat, valamint a leselejtezési információkat.



CHUNGHOP Q-988E Universal Air Conditioner Remote Control User Manual

User's manual for the CHUNGHOP Q-988E universal air conditioner remote control. Learn about product introduction, panel description, battery installation, and setting up the remote using digital auto-search or manual code input for various brands.