

Awei 2724482982705

Awei Y500 Mini Wireless Bluetooth Speaker User Manual

Model: 2724482982705

1. INTRODUCTION

Thank you for purchasing the Awei Y500 Mini Wireless Bluetooth Speaker. This compact and technologically advanced speaker is designed to provide high-quality stereo music and hands-free calling with an integrated microphone. Please read this manual carefully to ensure proper use and optimal performance of your device.

Key features include:

- Wireless Bluetooth Connectivity
- Stereo Audio Output
- Integrated Microphone for Calls
- Compact and Portable Design

2. PRODUCT OVERVIEW

The Awei Y500 is a mini wireless speaker engineered for portability and sound quality. Below is an image illustrating the speaker's design.



Figure 2.1: Front view of the Awei Y500 Mini Wireless Bluetooth Speaker. The speaker features a cylindrical design with a top-mounted speaker grille and a matte black finish.

The speaker incorporates advanced Bluetooth technology for stable and power-efficient transmission, along with CVC6.0 noise reduction for clear call quality.

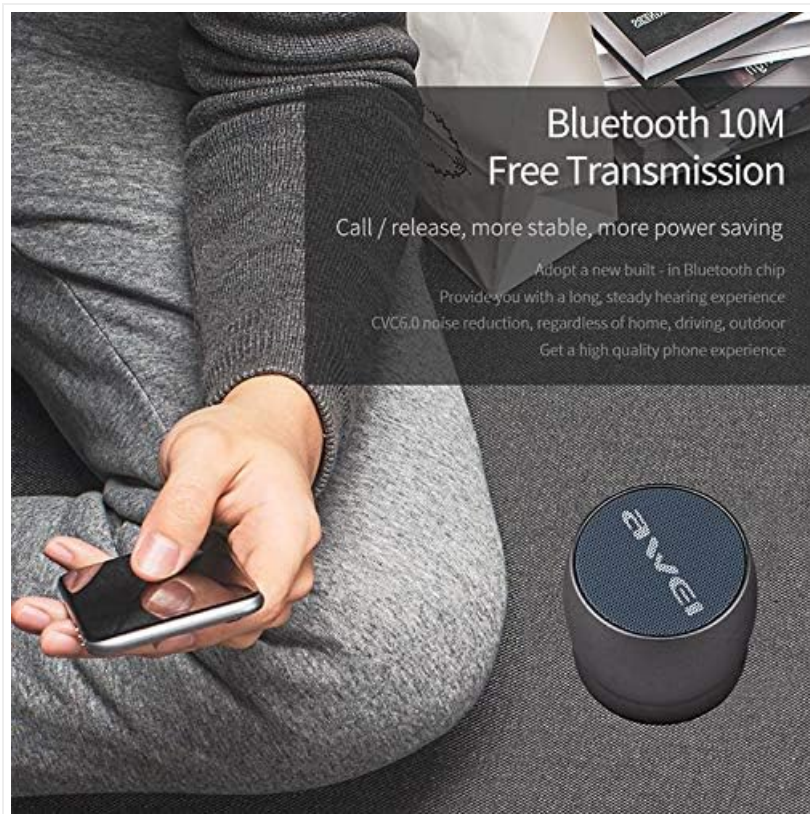


Figure 2.2: The Awei Y500 speaker positioned next to a smartphone, illustrating its compact size and highlighting features like Bluetooth 10M free transmission and CVC6.0 noise reduction for stable calls and high-quality audio.

3. SETUP

3.1. Unboxing and Initial Charge

Upon opening the package, ensure all components are present. Before first use, fully charge the speaker. Connect the provided charging cable to the speaker's charging port and a compatible USB power source. The charging indicator light will typically show red during charging and turn off or change color when fully charged.

3.2. Powering On/Off

1. **To Power On:** Press and hold the power button (location typically on the base or side) for approximately 3-5 seconds until you hear an audible prompt or see an indicator light illuminate.
2. **To Power Off:** Press and hold the power button again for approximately 3-5 seconds until you hear an audible prompt or the indicator light turns off.

4. OPERATING INSTRUCTIONS

4.1. Bluetooth Pairing

1. Ensure the speaker is powered on and in pairing mode. A blue indicator light may flash rapidly, or an audible prompt will indicate pairing mode.
2. On your mobile device (smartphone, tablet, computer), navigate to the Bluetooth settings.
3. Search for available devices. The speaker should appear as "Awei Y500" or a similar name.
4. Select "Awei Y500" to initiate the pairing process.
5. Once successfully paired, you will hear a confirmation tone, and the indicator light may change to a solid blue or flash slowly.

6. If prompted for a password, enter "0000" (four zeros).

The speaker will automatically attempt to reconnect to the last paired device when powered on, if that device's Bluetooth is active and within range.

4.2. Music Playback

After successful Bluetooth pairing, you can play audio from your connected device through the Awei Y500 speaker. Use the controls on your device or the speaker's integrated buttons (if available) for:

- **Play/Pause:** Press the multi-function button once.
- **Volume Up/Down:** Use the volume buttons on the speaker or your connected device.
- **Next/Previous Track:** Long press or double-press specific buttons on the speaker (refer to device-specific button layout if available).

4.3. Call Functionality (Hands-Free)

With its built-in microphone, the Awei Y500 allows for hands-free calling when connected to your smartphone.

- **Answer Call:** When an incoming call rings, press the multi-function button once to answer.
- **End Call:** During a call, press the multi-function button once to end the call.
- **Reject Call:** Press and hold the multi-function button for approximately 2 seconds to reject an incoming call.
- **Redial Last Number:** Double-press the multi-function button when not on a call.

5. MAINTENANCE

- **Cleaning:** Use a soft, dry, lint-free cloth to clean the speaker's exterior. Do not use abrasive cleaners, alcohol, or solvents.
- **Water Exposure:** This speaker is not waterproof. Avoid exposing it to water, rain, or excessive moisture.
- **Storage:** Store the speaker in a cool, dry place away from direct sunlight and extreme temperatures.
- **Battery Care:** To prolong battery life, avoid fully discharging the battery frequently. Charge the speaker regularly, even if not in use for extended periods.

6. TROUBLESHOOTING

Problem	Possible Solution
Speaker won't turn on.	Ensure the battery is charged. Connect to a power source and try again.
Cannot pair via Bluetooth.	Make sure the speaker is in pairing mode. Turn off and on Bluetooth on your device. Move closer to the speaker. Ensure no other devices are connected to the speaker.
No sound or low volume.	Check volume levels on both the speaker and your connected device. Ensure the device is properly paired.

Problem	Possible Solution
Poor call quality.	Ensure you are within Bluetooth range. Reduce background noise. Check the microphone is not obstructed.

7. SPECIFICATIONS




Brand	Awei
Model Number	2724482982705
Product Dimensions	10.4 x 19 x 11 cm
Item Weight	630 g
Connectivity Technology	Bluetooth
Speaker Maximum Output Power	30 Watts
Audio Output Mode	Stereo
Mounting Type	Tabletop

8. WARRANTY AND SUPPORT

For warranty information and customer support, please refer to the documentation provided with your purchase or contact the retailer where the product was acquired. Specific warranty terms and conditions may vary by region and retailer.

Extended warranty options may be available from third-party providers, such as the 1-Year or 2-Year Extended Warranty by Salama Care, which can be purchased separately.

Related Documents - 2724482982705

	Awei T36 TWS Wireless Earbuds User Manual and Specifications Comprehensive user manual for Awei T36 TWS wireless earbuds, covering setup, operation, features, technical specifications, safety precautions, warranty, and disposal guidelines.
	Awei T29 Pro Wireless Earbuds User Manual User manual for the Awei T29 Pro True Wireless Stereo (TWS) earbuds, covering setup, pairing, operation, features, specifications, safety precautions, and warranty information.
	Awei T28 Pro Wireless Earbuds User Manual User manual for Awei T28 Pro TWS wireless earbuds, covering setup, pairing, features, specifications, and safety precautions.

