

PURE HF-0019

PURE HF-0019 Hemp Cotton Shoulder Bag User Manual

Model: HF-0019 | Brand: PURE

PRODUCT OVERVIEW

This manual provides instructions for the PURE HF-0019 multifunctional shoulder bag. Designed for versatility, this bag can be used as a shoulder bag or converted into a backpack, making it suitable for various purposes including school, university, and office use. It is crafted primarily from hemp and organic cotton, with leather reinforcements.

Key Features:

- Multifunctional design: Can be used as a shoulder bag or backpack.
- Material: 55% Hemp, 45% Organic Cotton (kbA), with naturally tanned leather accents.
- Dimensions: Height 27 cm, Width 37 cm, Depth 13 cm.
- Storage: Main compartment with internal zipper pocket, front pocket with organizer, and a large rear zipper pocket.
- Capacity: Suitable for DIN A4 formats.



Figure 1: Front view of the PURE HF-0019 shoulder bag, showcasing its main design, flap closure, and adjustable straps.

SETUP AND INITIAL USE

Upon receiving your PURE HF-0019 bag, inspect it for any shipping damage. The bag is ready for immediate use as a shoulder bag. For backpack conversion, follow the instructions below.

Adjusting the Shoulder Strap:

1. Locate the adjustable buckle on the shoulder strap.
2. Slide the buckle to lengthen or shorten the strap to your desired carrying height.
3. Ensure the strap is comfortable and the bag hangs securely.

Converting to a Backpack:

1. Detach the shoulder strap from its current D-rings.
2. Thread the strap through the D-rings located at the top and sides of the bag's back panel.

3. Adjust the length of each strap to form two comfortable shoulder straps for backpack carrying.
4. Secure the ends of the strap to the lower D-rings on the bag's back.

OPERATING THE BAG

The HF-0019 bag features multiple compartments for organized storage.

Main Compartment:

- Access the main compartment by unfastening the two plug locks on the flap.
- Inside, you will find a spacious area suitable for DIN A4 documents and an additional internal zipper pocket for smaller items.

Front Pocket with Organizer:

- Located under the main flap, this pocket provides quick access to frequently used items.
- The integrated organizer includes various slots for pens and a carabiner hook for keys.

Rear Zipper Pocket:

- A large zipper pocket is located on the back of the bag, offering secure storage for valuables close to your body.

MAINTENANCE AND CARE

Proper care will extend the life of your PURE HF-0019 bag. Due to its natural materials, specific care is recommended.

Cleaning Instructions:

- **Spot Cleaning:** For minor dirt, gently wipe the affected area with a damp cloth and mild soap. Avoid harsh detergents.
- **Deep Cleaning:** For more extensive cleaning, hand wash the fabric parts with cold water and a gentle, pH-neutral soap. Do not machine wash or tumble dry.
- **Leather Care:** The leather accents should be cleaned with a specialized leather cleaner and conditioner to maintain their suppleness and prevent cracking.
- **Drying:** Air dry the bag completely in a well-ventilated area, away from direct sunlight or heat sources. Do not wring or twist.

General Care:

- Avoid overloading the bag to prevent strain on seams and zippers.
- Store the bag in a cool, dry place when not in use.
- Protect the bag from prolonged exposure to moisture.




Figure 2: Detail of the bag's fabric, highlighting the natural texture of hemp and organic cotton.

TROUBLESHOOTING

This section addresses common issues you might encounter with your PURE HF-0019 bag.

Problem	Solution
Zipper is stuck or difficult to move.	Apply a small amount of zipper lubricant (e.g., wax, graphite from a pencil) to the teeth. Gently work the zipper back and forth. Ensure no fabric is caught in the zipper.
Strap slips or does not hold adjustment.	Ensure the strap is correctly threaded through the buckle. If the buckle is worn, it may need replacement. Avoid overloading the bag.
Fabric appears stained or discolored.	Refer to the "Maintenance and Care" section for cleaning instructions. For stubborn stains, professional cleaning may be required.

SPECIFICATIONS

Attribute	Detail
Model Number	HF-0019
Brand	PURE
Dimensions (H x W x D)	27 cm x 37 cm x 13 cm
Material Composition	55% Hemp, 45% Organic Cotton (kbA), naturally tanned leather
Closure Type	Zipper (main internal pocket), Plug locks (flap)
Capacity	Fits DIN A4 documents
First Available Date	March 18, 2013

WARRANTY AND SUPPORT



Specific warranty information for the PURE HF-0019 bag is not provided in the product details. For any warranty claims or support inquiries, please contact the retailer or manufacturer directly using the contact information provided at the point of purchase.





For general product information or assistance, please refer to the official PURE brand website or customer service channels.

© 2023 PURE. All rights reserved.

This manual is for informational purposes only. Specifications are subject to change without notice.

Related Documents - HF-0019

	<p>Pure Elan IR5 Quick Start Guide: Setup and Features</p> <p>A comprehensive guide to setting up and using the Pure Elan IR5 internet radio and Bluetooth speaker, covering initial setup, controls, key features like Spotify Connect, alarms, sleep timer, and technical specifications.</p>
	<p>Resetting Your Pure DAB Radio: Factory Reset Guide</p> <p>Learn how to perform a factory reset on your Pure DAB radio to restore original settings and resolve issues. Includes step-by-step instructions for Pure DAB models.</p>

	<p>PURE AIR 5 ULTRA Suspension E-Micromobility Vehicle Information and Safety Guide</p> <p>Detailed information and safety guidelines for the PURE AIR 5 ULTRA SUSPENSION e-micromobility vehicle, including specifications, battery safety, legal compliance, and disposal instructions.</p>
	<p>How to Find Your PURE Jongo Software Version</p> <p>Step-by-step guide to finding the software version of your PURE Jongo device using the Pure Connect App. Includes instructions for both Android and Apple devices.</p>
	<p>Pure Classic H4 W User Manual and Quick Start Guide</p> <p>This document provides instructions and guidance for the Pure Classic H4 W audio system, covering setup, controls, sources, presets, kitchen timer, and EQ settings. Available in multiple languages.</p>
	<p>PURE AIR5 E-Micromobility Vehicle Information Standard NSW Fair Trading</p> <p>This document provides the NSW Fair Trading Information Standard for the PURE AIR5 710W e-micromobility vehicle, detailing specifications, safe usage guidelines, battery care, and disposal requirements.</p>