

## PAJ GPS OBD GPS Finder 4G

# PAJ GPS OBD GPS Tracker 4G LTE User Manual

Model: OBD GPS Finder 4G

## 1. INTRODUCTION

---

This manual provides comprehensive instructions for the setup, operation, and maintenance of your PAJ GPS OBD GPS Tracker 4G LTE. This device is designed for real-time vehicle tracking, offering enhanced security and monitoring capabilities for cars, trucks, and other transporters.

## 2. SAFETY INFORMATION

---

Please read all safety instructions carefully before using the device. Ensure the device is installed correctly to prevent damage to the vehicle or the tracker. Do not attempt to disassemble or modify the device. Keep the device away from extreme temperatures and moisture.

## 3. WHAT'S IN THE BOX

---

Upon opening the package, verify that all components are present:

- PAJ GPS OBD 2 Device
- M2M SIM Card (pre-installed in the device)
- User Manual (this document)



Image: The PAJ GPS OBD GPS Tracker 4G LTE device shown alongside its retail packaging.

## 4. SETUP AND INSTALLATION

---

The PAJ GPS OBD GPS Tracker features a simple plug-and-play installation process. No complex wiring is required.

1. **Connect to OBD2 Interface:** Locate your vehicle's OBD2 port, typically found under the dashboard on the driver's side. Plug the PAJ GPS OBD 2 Device directly into this port. The device draws power directly from the vehicle's OBD2 interface, ensuring a permanent power supply without the need for manual charging.
2. **Activate Portal Account:** Once the device is connected, activate your account on the PAJ GPS FINDER portal. You can test the system through the free demo version at [v2.finder-portal.com/login](https://v2.finder-portal.com/login). After activation, you will gain full access to all tracking features.

## GPS tracking with unlimited range!



**4G**  
LTE

for reliable and fast  
connection



**1.76**  
oz

lightweight, robust and  
perfect for your vehicle



plug  
& play

easy installation on OBD  
interface



Image: Detailed view of the PAJ GPS OBD GPS Tracker, highlighting its compact size (2.09 inches) and plug-and-play installation method for the OBD interface.

## 5. OPERATING INSTRUCTIONS AND FEATURES

The PAJ GPS OBD GPS Tracker provides robust real-time tracking and a suite of features accessible via the dedicated mobile application (Android and iOS) or web portal.

## 5.1 Real-Time Tracking

Monitor your vehicle's exact location in real-time. The system provides continuous updates, allowing you to track movement as it happens. This feature is crucial for monitoring vehicle location and can be shared with authorities if needed.



Image: A smartphone screen showing the live tracking interface, with a car icon moving along a road on a map, indicating its current position.

## 5.2 Route History

Access and review the complete travel history of your vehicle for the past 365 days. This includes detailed routes, timestamps, and speed data, providing a comprehensive log of all journeys.



Image: A smartphone screen showing a map with a traced route, indicating the historical path taken by the tracked vehicle.

## 5.3 Geo-Fence (Safe Area) Alerts

Set up virtual boundaries (geo-fences) on the map. You will receive instant notifications when the vehicle enters or exits these predefined areas, enhancing security and monitoring for specific locations.





Image: A smartphone screen illustrating the "Safe Area" feature, where a defined polygonal zone triggers an alert when a vehicle crosses its boundary. Below, the "Route Memory System" shows a path with data points.

## 5.4 Speed Monitoring

Receive alerts if the vehicle exceeds a set speed limit. This feature is useful for fleet management and ensuring safe driving practices.

## 5.5 Anti-Theft Protection

The discreet design and real-time tracking capabilities provide robust anti-theft protection. In case of theft, the tracker can help in quick recovery by providing the vehicle's precise location.



Image: A graphic emphasizing anti-theft protection, showing a car in motion with text explaining how the GPS tracker helps deter thieves and aids in recovery.

### 5.6 Mobile Application and Web Portal

Manage and monitor your tracker using the free PAJ GPS app, available for Android and iOS devices, or through the web-based FINDER portal. The app allows for easy control and sharing of locator access with family members.



Usable with PC, tablet or smart phone  
also simultaneously with several people



Available in numerous languages



ENGLISH



FRANÇAIS



ITALIANO



ESPAÑOL



POLSKI



PORTUGUÊS



DEUTSCH

Image: Various devices (PC, laptop, tablet, smartphone) displaying the PAJ GPS tracking interface, indicating multi-platform compatibility and multi-user access. App store badges for Google Play and App Store are also visible.

## 5.7 Official Product Video



Video: An official product video from PAJ GPS demonstrating the real-time tracking and alert features of the OBD 2 4G GPS Tracker. This video provides a visual overview of the device's capabilities and user interface.



## 6. MAINTENANCE

---

The PAJ GPS OBD GPS Tracker is designed for minimal maintenance. Since it draws power directly from your vehicle's OBD2 port, there is no need for manual battery charging. To ensure optimal performance, keep the device clean and free from dust and debris. Avoid exposing it to extreme temperatures or direct moisture.

## 7. TROUBLESHOOTING

---

If you encounter any issues with your PAJ GPS OBD GPS Tracker, please refer to the following general advice:

- **No Power/No Signal:** Ensure the device is securely plugged into the OBD2 port. Verify your vehicle's OBD2 port is functioning correctly.
- **Tracking Issues:** Check your internet connection on the device you are using to access the portal or app. Ensure your subscription is active.
- **App/Portal Access:** Confirm you are using the correct login credentials for the FINDER portal.

For personalized assistance and to resolve any specific problems, contact PAJ GPS customer service. They offer dedicated support via email, live chat, or WhatsApp.

## 8. SPECIFICATIONS

---

Feature	Detail
Product Dimensions	2.09 x 1.85 x 0.91 inches
Item Weight	1.76 ounces
Model Number	OBD GPS Finder 4G
Batteries	1 Lithium Ion battery (included)
Connectivity Technology	Cellular (4G LTE)
Special Features	Alert Notification, Anti-Theft, Geo-Fence, Location History, Real Time Tracking
Color	OBD2 – Fleet & Tracking
Manufacturer	PAJ GPS
Country of Origin	China
First Available Date	April 19, 2023
Supported Application	Alarm, GPS
Specific Uses	Asset tracking, Fleet management, Anti-theft protection

## 9. WARRANTY AND SUPPORT

---

PAJ GPS is committed to providing reliable products and excellent customer service.

- **Lifelong Device Replacement:** Enjoy a lifelong device replacement guarantee, provided your subscription remains active.
- **Customer Support:** 24/7 customer support is available in multiple languages. For any inquiries or assistance, you can reach out via email, live chat, or WhatsApp.

- **Subscription Plans:** The device requires an active subscription for full functionality. Various plans are available, from monthly to bi-annual options. Details on pricing and features for Basic and Premium plans are available on the PAJ GPS portal and are typically illustrated in product information.

## Subscription Required

### Pick Your Subscription Plan

Think of the **subscription** as your key - it's **required** to activate your GPS tracker and unlock powerful features with reliable tracking when you need it most

**30  
DAYS**



#### Basic

##### Monthly

**13 \$ monthly**

13 \$ billed monthly

##### 1 year





**7.5 \$ monthly**

90 \$ billed annually






##### 2 years

**5.5 \$ monthly**

132 \$ billed every 2 years

-  LIVE Tracking
-  FINDER Portal
-  All alarms and functions
-  3 days track memory

#### Additional in Premium

-  Basic plan features
-  365 days track memory
-  Satellite, 3D & Outdoor Maps
-  Priority 24/7 support
-  Lifelong device replacement  
(as long as your device is connected to an active subscription)

#### Premium

##### 6 months

**11 \$ monthly**

66 \$ billed every 6 months

##### 1 year

**8.5 \$ monthly**

102 \$ billed annually

##### 2 years

**6.5 \$ monthly**

166 \$ billed every 2 years

Image: A graphic detailing the Basic and Premium subscription plans for the PAJ GPS tracker, including monthly, 1-year, and 2-year options, and features like live tracking, FINDER Portal access, alarms, data memory, and device replacement.