

SimpliSafe 8 piece

SimpliSafe 8 Piece Wireless Home Security System User Manual

Model: 8 piece

INTRODUCTION

This manual provides detailed instructions for the installation, operation, and maintenance of your SimpliSafe 8 Piece Wireless Home Security System. Designed for ease of use and robust protection, this system offers comprehensive security for your home.

The SimpliSafe system is built with unprecedented safeguards to keep your home protected against power outages, downed Wi-Fi, cut landlines, and physical attacks. It is compatible with Alexa and Google Assistant for smart home integration.

SYSTEM COMPONENTS

Your SimpliSafe 8 Piece Wireless Home Security System includes the following components:

- 1 Base Station
- 1 Keypad
- 4 Entry Sensors
- 1 Motion Sensor
- 1 Panic Button



Figure 1: Overview of SimpliSafe 8 Piece Wireless Home Security System components including Base Station, Keypad, Entry Sensors, Motion Sensor, and Panic Button.

SETUP AND INSTALLATION

The SimpliSafe system is designed for easy, DIY installation without the need for professional tools or wiring. Follow these steps to set up your system:

1. **Plug in the Base Station:** Place the Base Station in a central location in your home. Plug it into a standard electrical outlet. The Base Station has a battery backup that lasts up to 24 hours and cellular backup (with professional monitoring plan) to ensure continuous protection.

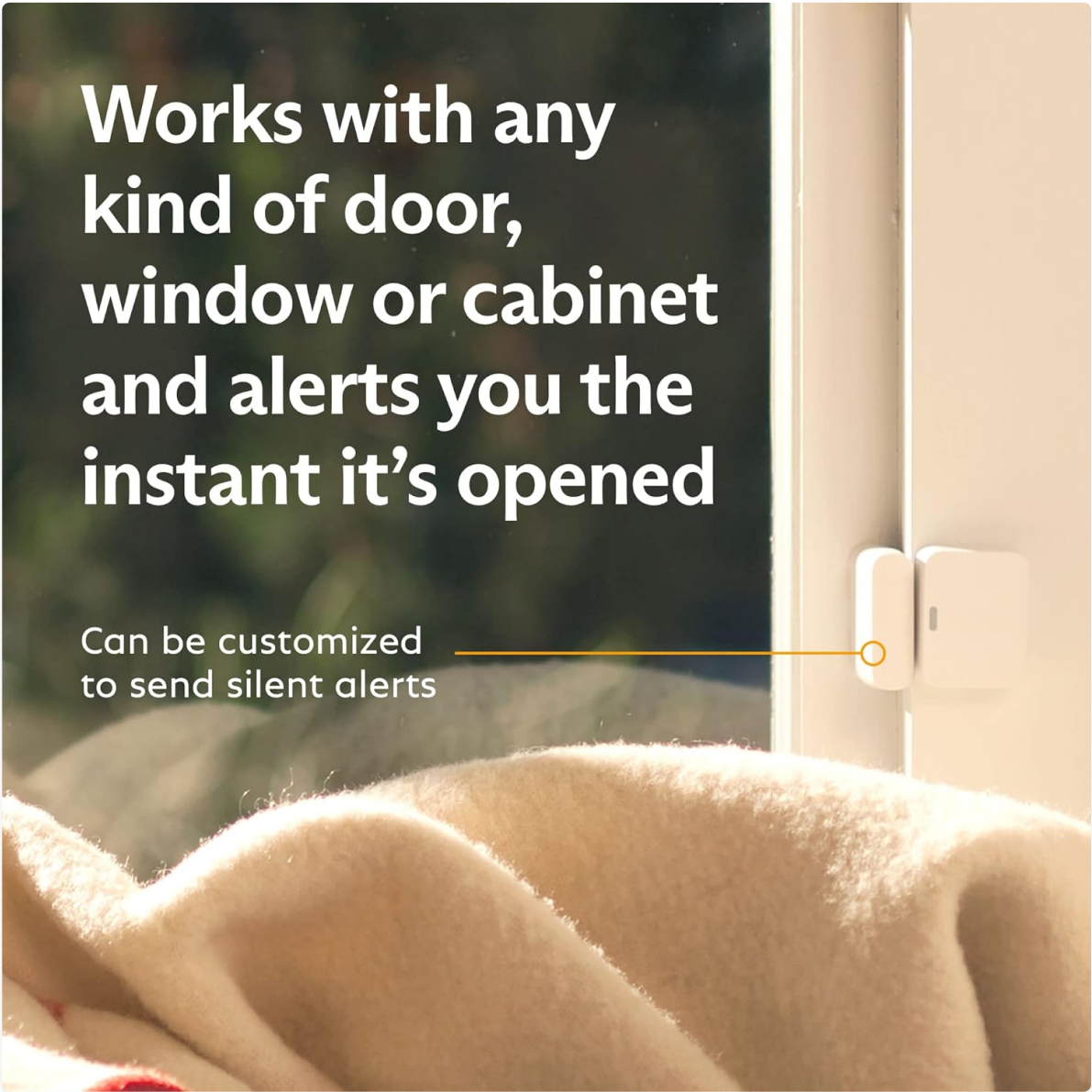
Start protecting your home in about 30 minutes — no tools required

Just plug in your base station, place your sensors and start protecting your home in minutes.



Figure 2: SimpliSafe Base Station plugged into an outlet, ready for setup. The base station is the central hub for the system.

2. **Download the SimpliSafe App:** Download the SimpliSafe App from your phone's app store (available on Google Play and Apple App Store).
3. **Place Your Sensors:**
 - **Entry Sensors:** Attach Entry Sensors to windows, doors, and cabinets. These sensors alert you when an entry point is opened. They can be customized to send "Secret Alerts" for private areas without sounding an alarm.

A photograph of a white, rectangular Entry Sensor mounted on a light-colored window frame. The sensor is split into two parts: a smaller rectangular piece on the left and a larger square piece on the right. A thin orange line connects the text 'Can be customized to send silent alerts' to the smaller piece of the sensor. In the foreground, a soft, textured beige blanket is draped over a surface. The background shows a window looking out onto a dark, leafy area.

Works with any kind of door, window or cabinet and alerts you the instant it's opened

Can be customized
to send silent alerts

Figure 3: An Entry Sensor installed on a window frame, demonstrating its discreet placement and function.

- **Motion Sensor:** Place Motion Sensors in corners of rooms for optimal coverage. They detect motion within 35 feet and have a 90-degree field of view. These sensors are designed to ignore pets under 60 lbs to prevent false alarms.

Lights up when you need it, goes dark when you don't

Wire-free design. Just place near an entrance you use every day.



Figure 4: A Motion Sensor installed in a room corner, illustrating its wide coverage area.

- **Panic Button:** Strategically place the Panic Button in an easily accessible location, such as by your bedside. This button triggers the alarm and dispatches police quickly, with an optional silent panic feature.

Keep your family safe — no matter where you are

RECOMMENDED

Core Monitoring

\$31.99/month

24/7 professional monitoring. Unlimited Video recording. Full app control. Everything you need to keep your family safe around-the-clock from intruders, fires, medical emergencies and more.

Standard Monitoring

\$21.99/month

Professional monitoring with no frills. 24/7 protection from intruders, fires, and medical emergencies. With limited app control and no video recording.

NO LONG-TERM CONTRACTS

Figure 5: A hand pressing the SimpliSafe Panic Button, highlighting its immediate alarm activation.

4. **Activate Your System:** Follow the in-app instructions to activate your system and connect all sensors.

OPERATING YOUR SYSTEM

The SimpliSafe system can be controlled via the Keypad or the SimpliSafe App.

Using the Keypad

The wireless Keypad allows you to arm and disarm your system easily. Its backlit buttons illuminate when approached, making it convenient to use in low light conditions.

Instantly set off your alarm and get emergency services* sent to your home

**TIP: Place Panic Button by
your bedside or where you'll
have easy access to it.**

* with optional 24/7 professional monitoring

Figure 6: A hand interacting with the SimpliSafe Keypad, showing its illuminated buttons for easy operation.

Using the SimpliSafe App

The SimpliSafe App provides complete control of your system from anywhere, allowing you to arm, disarm, and monitor your home remotely. It also provides real-time status updates and alerts.

Complete control of your system anytime, anywhere with the SimpliSafe App



Figure 7: A smartphone displaying the SimpliSafe App interface, showing options to arm/disarm the system and view status.

Smart Home Integration

The SimpliSafe system is compatible with popular smart home platforms like Google Assistant and Amazon Alexa, allowing for voice control and integration into your existing smart home ecosystem.

PROFESSIONAL MONITORING (OPTIONAL)

SimpliSafe offers optional 24/7 professional monitoring services. With a monitoring plan, agents are ready to instantly alert emergency responders (police, fire department, emergency medical care) when an alarm is triggered. This service provides fast response when you need it most, even if you are away from home.

Professional monitoring agents keep your home safe 24/7

We get help to your home fast when you need it most. Authorities dispatched* include:



Police



Fire department



Emergency medical care

*Requires a subscription to 24/7 Professional Monitoring.



Figure 8: Visual representation of SimpliSafe's 24/7 professional monitoring, showing dispatch of police, fire, and medical services. Monitoring plans start at less than \$1/day with no long-term contracts or hidden fees. Your first month of Core Monitoring is often included.

MAINTENANCE

To ensure optimal performance of your SimpliSafe system, regular maintenance is recommended:

- **Battery Replacement:** The Base Station has a 24-hour battery backup. Individual sensors are battery-powered (8 AAA batteries included with the system). Replace batteries as indicated by the system or app notifications.
- **Cleaning:** Periodically wipe down sensors and the Keypad with a soft, dry cloth to remove dust and debris.
- **Software Updates:** Ensure your SimpliSafe App and system firmware are up to date to benefit from the latest features and security enhancements.

TROUBLESHOOTING

If you encounter issues with your SimpliSafe system, try the following troubleshooting steps:

Issue	Possible Solution
Sensor not responding	Check battery, ensure proper placement, or re-pair the sensor with the Base Station via the app.
Base Station offline	Verify power connection. If using Wi-Fi, check your internet connection. The cellular backup should activate if Wi-Fi is down (requires monitoring plan).
False alarms	Ensure motion sensors are placed correctly to avoid detecting pets or moving objects. Adjust sensitivity settings if available.
App connectivity issues	Check your phone's internet connection. Ensure the SimpliSafe App is updated to the latest version. Restart the app or your phone.

For further assistance, refer to the official SimpliSafe User Manual (PDF) linked in the product information or contact SimpliSafe customer support.

SPECIFICATIONS

Feature	Detail
Brand	SimpliSafe
Model Number	8 piece
Color	White
Power Source	Battery Powered (Base Station has plug-in power with battery backup)
Connectivity Technology	Wireless
Compatible Devices	Smartphone (Alexa, Google Assistant)
Motion Sensor Range	35 feet, 90-degree field of view
Base Station Battery Life	Up to 24 Hours
Noise Level (Siren)	95 dB
Dimensions (L x W x H)	12.13 x 4.44 x 12.38 inches
Item Weight	0.01 Ounces

Feature	Detail
UPC	815017029568

WARRANTY AND SUPPORT


The SimpliSafe 8 Piece Wireless Home Security System comes with a**1-year manufacturer limited warranty**.
Warranty extensions are available with a professional monitoring plan.
For customer support, technical assistance, or warranty claims, please contact SimpliSafe directly. Purchase from unauthorized third parties may void the warranty.
For additional resources, you can refer to the official[User Manual \(PDF\)](#).

© 2025 SimpliSafe. All rights reserved.

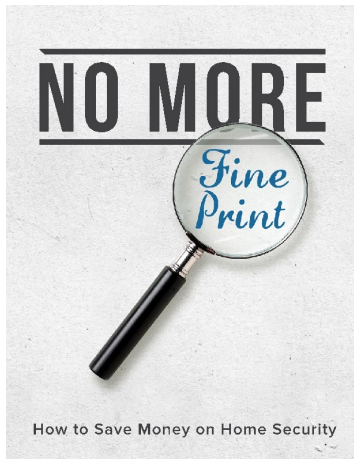
Documents - SimpliSafe – 8 piece



[\[pdf\]](#) User Manual Owner's Manual Installation Guide Guide
User Manual SimpliSafe 8 Piece Wireless Home Security System White Outdoor Camera 1080p Motion only Electronics A17nPy1BKTL m media amazon images I |||
User Manual of Product 1: SimpliSafe**8 Piece** Wireless Home Security System - Optional 24/7 Professional Monitoring - No Contract - Compatible with Alexa and Google Assistant , White Your Security System Owner s Manual Have questions Call 1-800-297-1605 A The SimpliSafe and SimpliCam logos are...
lang:en **score:31** filesize: 1.39 M page_count: 37 document date: 0000-00-00



[\[pdf\]](#) User Manual Owner's Manual Installation Guide Guide
User Manual Amazon SimpliSafe 8 Piece Wireless Home Security System Optional 24 7 Professional Monitoring No Contract Compatible with Alexa and Google Assistant White Electronics A1 eP cjPbL m media amazon images I |||
Your Security System Owner s Manual Have questions Call 1-800-297-1605 A The SimpliSafe and SimpliCam logos are trademarks of SimpliSafe, Inc. SimpliSafe and SimpliCam are registered trademarks of SimpliSafe, Inc. in the US and other countries. Start here Download the SimpliSafe App to instal...
lang:en **score:27** filesize: 1.42 M page_count: 36 document date: 2022-06-01



[\[pdf\]](#)

And that's just the Untitled 1 Outdated Technology Traditional alarm companies want to put wires in your walls because they know ripping their out is hard and expensive SimpliSafe Solution 100% wireless home security fine print simplisafe files reports 80
no more How to Save Money on Home Security Inside you'll discover... 9 Things to Avoid When Choosing a Security System Alarm companies ridiculous tricks are so common that you're probably blinded to them... let us re-open your eyes pg 1 3 Creepy Tricks Found in Most Alarm Contracts There's a reason ...
lang:en score:20 filesize: 6.89 M page_count: 10 document date: 2013-05-06



[\[pdf\]](#)

Inside you'll discover SimpliSafe SimpliSafe offers 100% wireless no contracts hidden charges sneaky tricks and expensive salespeople with a 60 day guarantee home security fine print simplisafe files reports home print srsId AfmBOopHLGRp2OFQAUx5yWSV4Ea8L7QENpp9S0p86i9uuCe0InFLeAr |||
no more How to Save Money on Home Security Inside you'll discover... 9 Things to Avoid When Choosing a Security System Alarm companies ridiculous tricks are so common that you're probably blinded to them... let us re-open your eyes pg 1 3 Creepy Tricks Found in Most Alarm Contracts There's a reason ...
lang:en score:13 filesize: 6.89 M page_count: 10 document date: 2013-05-06