

ASAKUKI DF010

ASAKUKI Smart Wi-Fi Essential Oil Diffuser (Model DF010) User Manual

Your guide to setup, operation, and maintenance.

1. INTRODUCTION

Thank you for choosing the ASAKUKI Smart Wi-Fi Essential Oil Diffuser. This device combines aromatherapy with smart technology, allowing you to control it via a mobile application or voice commands. It is designed to humidify and purify the air, creating a relaxing atmosphere in your home or office.

This manual provides detailed instructions for the safe and efficient use of your diffuser. Please read it thoroughly before operation and retain it for future reference.



UP TO 16 HOURS
 with full 500ML water (weak mist)
 Ideal Life Partner




Image: The ASAKUKI Smart Wi-Fi Essential Oil Diffuser is versatile for various environments, including nurseries, family rooms, bedrooms, yoga studios, and workspaces.

2. SAFETY PRECAUTIONS

To ensure safe operation and prevent damage, please observe the following:

- Always place the diffuser on a flat, stable surface.
- Do not exceed the maximum water fill line (500ml).
- Use only clean tap water or distilled water. Avoid using hot water.
- Add essential oils carefully to avoid spilling on the exterior of the unit.
- Keep the diffuser out of reach of children and pets.
- Do not cover the mist outlet during operation.
- Unplug the device from the power outlet before cleaning or refilling.
- Do not immerse the unit in water or other liquids.
- If the unit is damaged, do not attempt to repair it yourself. Contact customer support.

- The diffuser features an automatic shut-off when water runs out, but it is recommended to monitor water levels.

3. PACKAGE CONTENTS

Verify that all items are present in your package:

- ASAKUKI Smart Wi-Fi Essential Oil Diffuser (Model DF010)
- Power Adapter
- User Manual
- Measuring Cup (may be included)

4. PRODUCT OVERVIEW

Familiarize yourself with the main components of your diffuser:



Image: The ASAKUKI Smart Wi-Fi Essential Oil Diffuser, showing its sleek design and the accompanying mobile app for control.

- **Lid:** Top cover of the diffuser.
- **Mist Outlet:** Where the mist is released.
- **Water Tank:** Holds up to 500ml of water.

- **Max Water Line:** Indicates the maximum fill level.
- **Ultrasonic Plate:** Located at the bottom of the water tank, responsible for mist generation.
- **Air Outlet:** Located on the base.
- **Drain Side:** Indicated for proper water drainage.
- **Light Button:** Controls the LED light functions.
- **Mist/Wi-Fi Button:** Controls mist output and initiates Wi-Fi pairing.
- **Power Jack:** For connecting the power adapter.

5. SETUP INSTRUCTIONS

Follow these steps for initial setup:

1. **Place the Diffuser:** Position the diffuser on a flat, stable, and water-resistant surface.
2. **Remove the Lid:** Gently lift the top lid off the diffuser.
3. **Add Water:** Using a measuring cup, fill the water tank with clean tap water or distilled water up to the maximum water line (500ml). Do not overfill.
4. **Add Essential Oils:** Add 3-5 drops of your preferred essential oil directly into the water tank. Adjust the amount based on personal preference and room size.
5. **Replace the Lid:** Securely place the lid back onto the diffuser.
6. **Connect Power:** Plug the power adapter into the power jack at the base of the diffuser, then plug the adapter into a wall outlet.



Image: Simple setup guide illustrating connecting power, app pairing, and wireless control.

6. OPERATING INSTRUCTIONS

6.1 Manual Control

- **Mist Control:** Press the **Mist/Wi-Fi** button once for continuous mist. Press again for intermittent mist (30 seconds on, 30 seconds off). Press a third time to turn off the mist.
- **Light Control:** Press the **Light** button once to turn on the LED light with automatic color cycling. Press again to fix the light to a specific color. Continue pressing to cycle through colors. Press and hold the Light button to turn off the light.

6.2 Smart Wi-Fi and App Control

The diffuser can be controlled remotely using the TuyaSmart app.

1. **Download the App:** Search for "TuyaSmart" in your smartphone's app store (iOS or Android) and download it.
2. **Register/Log In:** Open the app and register a new account or log in if you already have one.
3. **Enter Pairing Mode:** With the diffuser plugged in, press and hold the **Mist/Wi-Fi** button for 5 seconds until the

indicator light flashes rapidly. This indicates the diffuser is in pairing mode.

4. **Add Device:** In the TuyaSmart app, tap "Add Device" or the "+" icon. Select "Small Home Appliance" > "Diffuser" (Wi-Fi).
5. **Connect to Wi-Fi:** Follow the in-app instructions to connect the diffuser to your 2.4GHz Wi-Fi network. Ensure your phone is also connected to the same 2.4GHz network during setup.
6. **Control:** Once successfully paired, you can control the mist, light, set timers, and create schedules directly from the TuyaSmart app.



Image: The mobile app allows for convenient control of the diffuser's functions.

6.3 Voice Control with Alexa

The diffuser is compatible with Amazon Alexa for voice control.

1. **Enable Skill:** In the Alexa app, search for and enable the "TuyaSmart" skill.
2. **Link Account:** Link your TuyaSmart account to your Alexa account.
3. **Discover Devices:** Ask Alexa to "Discover devices" or manually discover them in the Alexa app.
4. **Voice Commands:** Once discovered, you can use commands such as:
 - "Alexa, turn on the diffuser."
 - "Alexa, turn off the diffuser."
 - "Alexa, set the diffuser to red."
 - "Alexa, set diffuser brightness to 50%."

VOICE CONTROL YOUR DEVICE ANYWHERE,
FREE YOUR HANDS



"OK!"

"Alexa,
turn on the DIFFUSER"

"Alexa, set the DIFFUSER to red... (white, green, yellow, blue, purple, orange)"

"Alexa, set DIFFUSER brightness to 10%... (1% -100%)"

"Alexa, turn off the DIFFUSER"

Image: Voice control with Alexa allows hands-free operation of the diffuser.

7. MAINTENANCE

Regular cleaning helps maintain optimal performance and extends the lifespan of your diffuser.

7.1 Cleaning

Clean the diffuser after every 5-6 uses or every 3-5 days, especially when changing essential oils.

1. **Unplug:** Disconnect the diffuser from the power outlet.
2. **Empty Water:** Remove the lid and carefully pour out any remaining water from the drain side of the water tank.
3. **Wipe Clean:** Use a soft cloth or cotton swab with a small amount of mild dish soap to gently wipe the inside of the water tank and the ultrasonic plate.
4. **Rinse:** Rinse the water tank with clean water, being careful not to get water into the air outlet.
5. **Dry:** Wipe all parts dry with a clean, soft cloth.
6. **Deep Clean (Optional):** For stubborn residue, add a small amount of white vinegar to the water tank and let it sit

for 10-15 minutes before wiping and rinsing.

7.2 Storage

When not in use for an extended period, ensure the diffuser is clean and completely dry. Store it in a cool, dry place away from direct sunlight.

8. TROUBLESHOOTING

If you encounter issues, refer to the following common problems and solutions:

Problem	Possible Cause	Solution
No mist or low mist output	Insufficient water Water level too high Ultrasonic plate dirty Lid not properly seated	Add water to the appropriate level. Reduce water to below the max line. Clean the ultrasonic plate. Ensure the lid is correctly placed.
Diffuser does not power on	No power connection Water shortage (auto shut-off)	Check power adapter connection and wall outlet. Refill water tank.
Cannot connect to Wi-Fi/App	Incorrect Wi-Fi band (only 2.4GHz supported) Incorrect password Diffuser not in pairing mode Router too far	Ensure your router is set to 2.4GHz or that your phone is connected to the 2.4GHz band. Double-check your Wi-Fi password. Press and hold the Mist/Wi-Fi button for 5 seconds until the light flashes rapidly. Move the diffuser closer to the router.
Water leakage	Overfilled water tank Lid not properly seated Unit tilted or bumped	Ensure water is below the max line. Re-seat the lid correctly. Place on a stable surface and avoid moving during operation.

9. SPECIFICATIONS

Feature	Detail
Brand	ASAKUKI
Model Number	DF010
Capacity	500 Milliliters
Dimensions	6"L x 6"W x 7"H
Material	Acrylonitrile Butadiene Styrene (ABS), Polypropylene (PP)
Power Source	Corded Electric

Feature	Detail
Wattage	10 watts
Coverage Area	Up to 323 Square Feet
Special Features	App Control, Automatic Shut-Off, Multiple Light Settings, Multiple Mist Settings, Voice Control (Alexa)
Noise Level	Lower than 35 dB
Runtime (Full Capacity)	Up to 16 hours (on weak mist setting)

10. WARRANTY AND SUPPORT




The ASAKUKI Smart Wi-Fi Essential Oil Diffuser comes with a **1-year technical support warranty**. This warranty covers manufacturing defects and issues arising from normal use.



For technical assistance, troubleshooting, or warranty claims, please contact ASAKUKI customer support through the retailer where you purchased the product or visit the official ASAKUKI website for contact information.

Please have your model number (DF010) and proof of purchase ready when contacting support.

© 2025 ASAKUKI. All rights reserved.

Related Documents - DF010

	<p>ASAKUKI Premium Essential Oil Diffuser Quick Start Guide</p> <p>A comprehensive quick start guide for the ASAKUKI Premium Essential Oil Diffuser, covering setup, app integration with TuyaSmart, Alexa voice control, specifications, and warranty information.</p>
	<p>ASAKUKI Premium Essential Oil Diffuser Quick Start Guide & Operation Manual</p> <p>Comprehensive guide for the ASAKUKI Premium Essential Oil Diffuser (Model 100-DF010), covering setup, app control, Wi-Fi and Bluetooth connectivity, Alexa/Echo integration, manual operation, maintenance, and specifications.</p>
	<p>ASAKUKI Premium Essential Oil Diffuser 100-DF001 Quick Start Guide</p> <p>Get started quickly with your ASAKUKI 500ML Premium Essential Oil Diffuser. This guide covers setup, operation, mist and light control, maintenance, troubleshooting, and specifications for model 100-DF001.</p>
	<p>ASAKUKI ROCK 500ml Oil Diffuser Quick Start Guide</p> <p>A quick start guide for the ASAKUKI ROCK 500ml Oil Diffuser, providing setup, troubleshooting, and specifications in multiple languages.</p>

	<p>ASAKUKI Premium Essential Oil Diffuser Quick Start Guide</p> <p>A concise guide to setting up and using the ASAKUKI Premium Essential Oil Diffuser (Model FK07Y), covering features, operation, maintenance, and troubleshooting.</p>
	<p>ASAKUKI Premium Essential Oil Diffuser Quick Start Guide</p> <p>A comprehensive quick start guide for the ASAKUKI Premium Essential Oil Diffuser, covering setup, operation via the Tuya Smart app, and integration with Amazon Alexa and Google Home.</p>

Documents - ASAKUKI – DF010

Shenzhen Tongzhou Testing Co., Ltd. FCC ID: 2A2ZS100-DF010	
Maximum Permissible Exposure Report	
Product Information	
EUT	: ASAKUKI Wi-Fi Smart Essential Oil Diffuser
Model Number	: 100-DF010
Model Description	: N/A
Test Model	: 100-DF010
Power Supply	: DC 24.0V by Adapter
Hardware version	: G20A-20003
Software version	: V1.0
Sample ID	: TZ210802494-1A & TZ210802494-2A
WIFI	
WLAN	: Supported IEEE 802.11b/g/n
WLAN FCC Operation	: IEEE 802.11b-2412-2442MHz
Frequency	: IEEE 802.11g-2412-2442MHz
	: IEEE 802.11n-2412-2442MHz
WLAN Channel Number	: 11 Channels for 2412-2442MHz (IEEE 802.11b/g/n HT20)
	: 11 Channels for 2412-2442MHz (IEEE 802.11n HT40)
WLAN Modulation Technology	: IEEE 802.11b: DSSS/CCK/2GFSK (DSSS)
	: IEEE 802.11g: OFDM (BPSK, 16QAM, QPSK, BPSK)
	: IEEE 802.11n: OFDM (BPSK, 16QAM, QPSK, BPSK)
Antenna Type And Gain	: Internal Antenna (0.9 dBSM)
Note:	Antenna position refer to EUT Photo.
2. Evaluation Method	
<p>Systems operating under the provisions of FCC 47 CFR section shall be operated in a manner that ensures that the actual radiated power is not greater than the maximum level in any of the Commission's guidelines. In accordance with 47 CFR FCC Part 2, Subpart J, section 2.1091, the device has been defined as mobile device whereby a distance of 2m normally can be maintained between the user and the device, and hence the Maximum Permissible Exposure limit shall comply with:</p> <p>In accordance with 47CFR15.107(b) for low-power transmission MPE test exclusion applies when the sum of the MPE ratio for all simultaneous transmitting antennas incorporated in a test device, based on the laboratory-determined, numerically modeled or measured field strength or power density, is < 1.0. The MPE ratio of each antenna is determined at the maximum test separation distance required by the operating configuration and exposure conditions of the test device, according to the ratio of field strength or power density to MPE limit, at the test frequency. Enter the maximum peak or equivalent averaged value. Note: measurements or numerical simulations may be used to determine the MPE ratios. Spatial averaging does not apply when MPE is determined using simple calculations based on far-field plane-wave equivalent conditions. The antenna impedance and operating requirements for the test device must meet the minimum test separation distance required by an antenna, in both operation and non-operation transmission operations, to satisfy compliance.</p>	
<p>Discussions shall not be reproduced, copied, or distributed without the written approval of Shenzhen Tongzhou Testing Co., Ltd.</p> <p>Page 1 of 4</p>	

[pdf] Declaration of Conformity Product Photos SAR Rating

User RF Exposure MPE chongqing chuanguhong dianzi shangwu youxian gongsi 100 DF010 ASAKUKI Wi Fi Smart Essential Oil Diffuser 2A2ZS100 2A2ZS100DF010 df010

Shenzhen Tongzhou Testing Co.,Ltd FCC ID: 2A2ZS100-**DF010** Maximum

Permissible Exposure Report Product Information EUT Model Number Model

Declaration Test Model Power Supply Hardware version Software version Sample ID

WiFi : ASAKUKI Wi-Fi Smart Essential Oil Diffuser : 100-**DF010** : N/A : 100-**DF010** ...

lang:en score:36 filesize: 146.85 K page_count: 4 document date: 2021-09-03

Report No.: TZ210802494-E	
FCC TEST REPORT	
<p>Test report On Behalf of chongqing chuanguhong dianzi shangwu youxian gongsi For ASAKUKI Wi-Fi Smart Essential Oil Diffuser Model No.: 100-DF010 FCC ID: 2A2ZS100-DF010</p>	
<p>Prepared for : chongqing chuanguhong dianzi shangwu youxian gongsi 1 zhuang 11-3, jin kai da dao, TZ210802494-E, chongqing China</p>	
<p>Prepared By : Shenzhen Tongzhou Testing Co., Ltd 110 Phase Building 1, Home High-tech Park, Huaihai Road 331, Daxing Street, Longhua, Shenzhen, China</p>	
<p>Date of Test: 2020/9/13 - 2021/9/27 Date of Report: 2021/9/27 Report Number: TZ210802494-E</p>	
<p>The test report apply only to the specific sample(s) tested under stated test conditions. It is not permitted to copy extracts of these test result without the written permission of the test laboratory.</p>	
Page 1 of 68	

[pdf] Test Report


FCC PART 15 news Test Report DTS 2 4GWIFI Part 1 chongqing chuanguhong dianzi shangwu youxian gongsi 100 DF010 ASAKUKI Wi Fi Smart Essential Oil Diffuser 2A2ZS100 2A2ZS100DF010 df010

Report No.: TZ210802494-E FCC TEST REPORT Test report On Behalf of

chongqing chuanguhong dianzi shangwu youxian gongsi For ASAKUKI Wi-Fi Smart Essential Oil Diffuser Model No.: 100-**DF010** FCC ID: 2A2ZS100-**DF010** Prepared for

: chongqing chuanguhong dianzi shangwu youxian gongsi 1 zhuang 11-3, jin kai d...

lang:en score:33 filesize: 3.81 M page_count: 46 document date: 2021-09-03




[\[pdf\]](#) Product Photos

External Photos chongqing chuanghong dianzi shangwu youxian gongsi 100 DF010 ASAKUKI Wi Fi Smart Essential Oil Diffuser 2A2ZS100 2A2ZS100DF010 df010

Shenzhen Tongzhou Testing Co.,Ltd EXTERIOR PHOTOGRAPHS OF EUT FCC ID: 2A2ZS100-**DF010** This report shall not be reproduced except in full, without the written approval of Shenzhen Tongzhou Testing Co.,Ltd Page 1 of 4 Shenzhen Tongzhou Testing Co.,Ltd FCC ID: 2A2ZS100-**DF010** This report shall not be...

lang:en score:27 filesize: 646.21 K page_count: 4 document date: 2021-09-03



[\[pdf\]](#) Product Photos Teardown

Internal Photos chongqing chuanghong dianzi shangwu youxian gongsi 100 DF010 ASAKUKI Wi Fi Smart Essential Oil Diffuser 2A2ZS100 2A2ZS100DF010 df010

Shenzhen Tongzhou Testing Co.,Ltd INTERIOR PHOTOGRAPHS OF EUT FCC ID:2A2ZS100-**DF010** This report shall not be reproduced except in full, without the written approval of Shenzhen Tongzhou Testing Co.,Ltd Page 1 of 4 Shenzhen Tongzhou Testing Co.,Ltd FCC ID:2A2ZS100-**DF010** WIFI Antenna This report...

lang:en score:27 filesize: 1 M page_count: 4 document date: 2021-09-03



[\[pdf\]](#) Product Photos

Test Setup Photos chongqing chuanghong dianzi shangwu youxian gongsi 100 DF010 ASAKUKI Wi Fi Smart Essential Oil Diffuser 2A2ZS100 2A2ZS100DF010 df010

Shenzhen Tongzhou Testing Co.,Ltd FCC ID: 2A2ZS100-**DF010** TEST SETUP PHOTOS OF THE EUT Radiated Emission Below 1GHz Radiated Emission Above 1GHz Shenzhen Tongzhou Testing Co.,Ltd Conducted Emissions FCC ID: 2A2ZS100-**DF010** ...

lang:en score:26 filesize: 438.71 K page_count: 2 document date: 2021-09-03

Date: 2021/9/2

FCC ID: 2A2ZS100-DF010

Model Number: 100-DF010

To:
Federal Communications Commission
Authorization and Evaluation Division
7435 Oakland Mills Road
Columbia, MD

Re: When It May Concerns

We, chongqing chuanghong dianzi shangwu youxian gongsi, declare that the EUT
(FCC ID: 2A2ZS100-DF010) doesn't have all the radio frequencies in "non-DF010 Canada
frequency". In addition, the frequency selection feature is disabled by default on the
device marked by the IRI/Canada. The DF010 part of the device only channels 1-11 will
be used in North America. Countrywide selection is disabled.

Should you have any questions or comments regarding this matter, please have my best
attention.

Sincerely,



Name/Title: He Chen/Certification Director
Company: chongqing chuanghong dianzi shangwu youxian gongsi
Address: 1 zhuang 11-3 jin kai da dao 1228 hao, bei bu xin qu, Chongqing
401120, China
Phone: 13090323359
Fax:
E-Mail: 66130352@qq.com

[pdf] Declaration of Conformity

FCC Declaration of Disable WLAN Channel 12 and 13 chongqing chuanghong dianzi shangwu youxian gongsi 100 DF010 ASAKUKI Wi Fi Smart Essential Oil Diffuser 2A2ZS100 2A2ZS100DF010 df010 chongqing chuanghong dianzi shangwu youxian gongsi 1 zhuang 11-3, jin kai da dao 1228 hao, bei bu xin qu, Chongqing 401120, China Date: 2021/9/2 FCC ID: 2A2ZS100-**DF010** Model Number: 100-**DF010** To: Federal Communications Commission Authorization and Evaluation Division 7435 Oakland Mills Road Columbia...

lang:en score:25 filesize: 293.14 K page_count: 1 document date: 2021-09-03

CONFIDENTIALITY REQUEST for Certification Service in USA

Federal Communication Commission
Equipment Authorization Division, Application Processing Branch
7435 Oakland Mills Road
Columbia, MD 21046

Date: 2021/9/2

Pursuant to Paragraphs (b)(4)(7) and (b)(4)(8) of the Commission's Rules (47 C.F.R.) and
Section (b)(5)(2)(iv) of the Freedom of Information Act, we request confidentiality for
the following products:

FCC ID: 2A2ZS100-DF010 Model name: 100-DF010

For the product stated above, we request that the following information be held
confidential:

Exhibits	Long-Term Confidentiality	Short-Term Confidentiality	Short-Term Confidentiality Days
External Photos	x	x	
Internal Photos	x	x	
Block Diagrams	x	x	
Schematics	x	x	
Test Setup Photos	x	x	
User's Manual	x	x	
Parts List	x	x	
Test Logs	x	x	
Operational Descriptions	x	x	

The long-term confidentiality exhibits contain our trade secrets and proprietary
information that could be of benefit to our competitors.


The short-term confidentiality on the basis of ensuring that business sensitive
information remains confidential until the actual marketing of our new device.

If you have any questions, please feel free to contact me at the address shown below.

[pdf] Confidentiality Request Letter

FCC Confidentiality request letter chongqing chuanghong dianzi shangwu youxian gongsi 100 DF010 ASAKUKI Wi Fi Smart Essential Oil Diffuser 2A2ZS100 2A2ZS100DF010 df010 CONFIDENTIALITY REQUEST for Certification Service in USA Federal Communication Commission Equipment ... reedom of Information Act, we requests confidentiality for the following products: FCC ID 2A2ZS100-**DF010** Model name 100-**DF010** For the product stated above, we request that the following information... lang:en score:25 filesize: 244.41 K page_count: 2 document date: 2021-09-03

FCC ID: 2A2ZS100-DF010
Model Name: 100-DF010
Label Location: 100-DF010



[pdf] Label

Label and location chongqing chuanghong dianzi shangwu youxian gongsi 100 DF010 ASAKUKI Wi Fi Smart Essential Oil Diffuser 2A2ZS100 2A2ZS100DF010 df010 FCC ID: 2A2ZS100-**DF010** This device complies with Part 15 of the FCC Rules. Operation is subject to the following two conditions: 1 this device may not cause harmful interference, and 2 this device must accept any interference received, including interference that may cause undesired operation. L... lang:en score:25 filesize: 297.53 K page_count: 1 document date: 2021-09-03




[pdf]

FCC POA chongqing chuanghong dianzi shangwu youxian gongsi 100 DF010 ASAKUKI Wi Fi Smart Essential Oil Diffuser 2A2ZS100 2A2ZS100DF010 df010

chongqing chuanghong dianzi shangwu youxian gongsi 1 zhuang 11-3, jin kai da dao 1228 hao, bei bu xi ... on our behalf in all matters relating to applications for equipment authorization FCC ID: 2A2ZS100-**DF010** including the signing of all documents related to these matters. Any and all acts carried out ...


lang:en score:24 filesize: 171.25 K page_count: 1 document date: 2021-09-03



ASAKUKI Premium Essential Oil Diffuser Quick Start Guide

A comprehensive quick start guide for the ASAKUKI Premium Essential Oil Diffuser, covering setup, app integration with TuyaSmart, Alexa voice control, specifications, and warranty information.

lang:en score:22 filesize: 1.8 M page_count: 11 document date: 2021-09-03

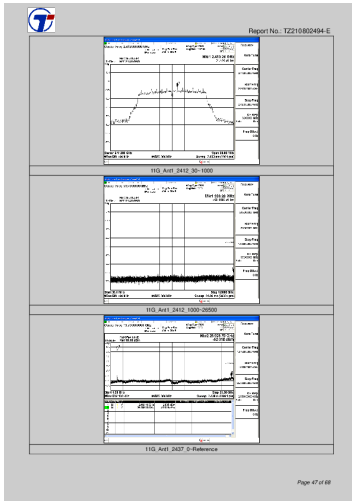


[pdf] Test Report

Measurement Report Kent Test report Chongqing ChuangHong DianZi ShangWu YouXian GongSi 100DF010 Aroma Diffuser 2BGWU 2BGWU100DF010 100df010

Shenzhen DL Testing Technology Co., Ltd. Report No.: DL-240524017ER FCC Part 15C Test Report FCC ID: 2BGWU-100**DF010** Applicant: Address: Manufacturer: Address: EUT: Trade Mark: Model Number: Date of Receipt: Test Date: Date of Report: Prepared By: Address: Applicable Standards: Test Result: Report...

lang:en score:14 filesize: 4.28 M page_count: 45 document date: 2024-06-13



[\[pdf\]](#) Test Report

FCC PART 15 news Test Report DTS 2 4GWIFI Part chongqing chuanghong dianzi shangwu youxian
gongsi 100 DF010 ASAKUKI Wi Fi Smart Essential Oil Diffuser 2A2ZS100 2A2ZS100DF010 df010
Report No.: TZ210802494-E 11G_Ant1_2412_30-1000 11G_Ant1_2412_1000-26500
11G_Ant1_2437_0-Reference Page 47 of 68 Report No.: TZ210802494-E
11G_Ant1_2437_30-1000 11G_Ant1_2437_1000-26500 11G_Ant1_2462_0-
Reference Page 48 of 68 Report No.: TZ210802494-E 11G_Ant1_2462_30-1000
11G_Ant1_246...
lang:en score:13 filesize: 2.66 M page_count: 22 document date: 2021-09-03