

Manuals+

[Q & A](#) | [Deep Search](#) | [Upload](#)

[manuals.plus](#) /

- › [Keter](#) /
- › [Keter Unity XL Outdoor Table Instruction Manual](#)

Keter Cabinet for Grilling Accessories

Keter Unity XL Portable Outdoor Table Instruction Manual

Model: Cabinet for Grilling Accessories | Brand: Keter

INTRODUCTION

Thank you for choosing the Keter Unity XL Portable Outdoor Table. This versatile unit is designed to enhance your outdoor living space, providing a durable and functional solution for kitchen prep, serving, and storage. Its robust resin construction and stainless steel top make it ideal for various outdoor activities, from grilling to entertaining. This manual provides essential information for the safe and effective use of your new outdoor table.

For additional support and product information, please visit the [Keter Store](#).

IMPORTANT SAFETY INFORMATION

Please read and understand all safety instructions before assembly and use. Failure to follow these instructions may result in injury or damage to the product.

- Always keep the cabinet away from heat sources.
- Do not overload the cabinet. The maximum weight limit is 110 pounds.
- Keep the cabinet clean and dry to prevent mold or mildew growth.
- Use caution when moving the cabinet to avoid injury from sharp edges or pinch points.
- Ensure all components are securely fastened before use.

SETUP AND ASSEMBLY

Your Keter Unity XL table requires assembly. Please ensure you have all parts before beginning. Refer to the detailed [Installation Manual \(PDF\)](#) for step-by-step instructions.

Checking Components

Before assembly, unpack all components and verify against the parts list in the installation manual. This ensures all necessary pieces are present and undamaged.



Figure 1: Fully assembled Keter Unity XL Portable Outdoor Table.



54g Interior Storage | 24g Open Storage

78 Gallon



Weight Capacity



Figure 2: Key dimensions of the Keter Unity XL table. Exterior: 52.7 in. W x 20.5 in. D x 35.5 in. H. Interior storage: 40.9 in. W x 16.3 in. D x 18.5 in. H.

Assembly Tips

- While assembly is generally straightforward, some parts may require careful alignment.
- If you encounter difficulty identifying parts, refer to the detailed diagrams in the provided PDF manual.
- Ensure all connections click into place or are securely tightened as per instructions.

OPERATING YOUR KETER UNITY XL TABLE

The Keter Unity XL is designed for versatile use in various outdoor settings.

Primary Functions

- **Kitchen Prep Station:** The 201 grade stainless steel top provides a hygienic and easy-to-clean surface for food preparation.

- **Outdoor Storage Cabinet:** The enclosed cabinet offers 54 gallons of interior storage, perfect for grilling accessories, serving ware, or other outdoor essentials. An additional 24 gallons of open storage is available.
- **Serving Cart/Bar Cart:** Utilize the spacious top and integrated features for serving drinks and food during gatherings.
- **Mobile Garden Table:** The two integrated wheels allow for easy repositioning of the table as needed.

Durable Construction

Extra Strength without Extra Weight



Figure 3: The durable stainless steel surface is ideal for food preparation.

Included Accessories

The Unity XL comes equipped with several convenient accessories:

- **Paper Towel Holder:** Located on the side for easy access.
- **Bottle Opener:** Integrated for convenience during outdoor entertaining.
- **4 S-Hook Hangers:** For hanging grilling tools, towels, or other items.
- **Spice Rack:** Provides a dedicated space for your favorite seasonings.

UNITY XL

Accessories Included



Paper Towel
Holder



Bottle
Opener



4 S-Hook
Hangers



Spice
Rack



Figure 4: The Keter Unity XL includes a paper towel holder, bottle opener, four S-hook hangers, and a spice rack.

Features



Figure 5: Key features of the Keter Unity XL, including the 201 grade stainless steel top, rolling castors, and lockable sealed storage.

Product Overview Video

Your browser does not support the video tag.

Video 1: An official overview of the Keter Unity XL, highlighting its features and versatility. This video demonstrates the product's design and functionality.

CARE AND MAINTENANCE

The Keter Unity XL is constructed from durable, weather-resistant resin designed for minimal maintenance.

Cleaning

- Wipe down the resin surfaces with a damp cloth and mild soap. Avoid abrasive cleaners.
- For the stainless steel top, use a non-abrasive cleaner specifically designed for stainless steel to maintain its luster and prevent scratches. Wipe in the direction of the grain.
- Ensure the unit is dry after cleaning to prevent water spots or mildew.

Weather Resistance

The resin material is UV-resistant and water-resistant, preventing rusting, peeling, and denting. This ensures long-lasting durability in various outdoor conditions.



Figure 6: The Keter Unity XL is designed to withstand various weather conditions, being UV-resistant and water-resistant.

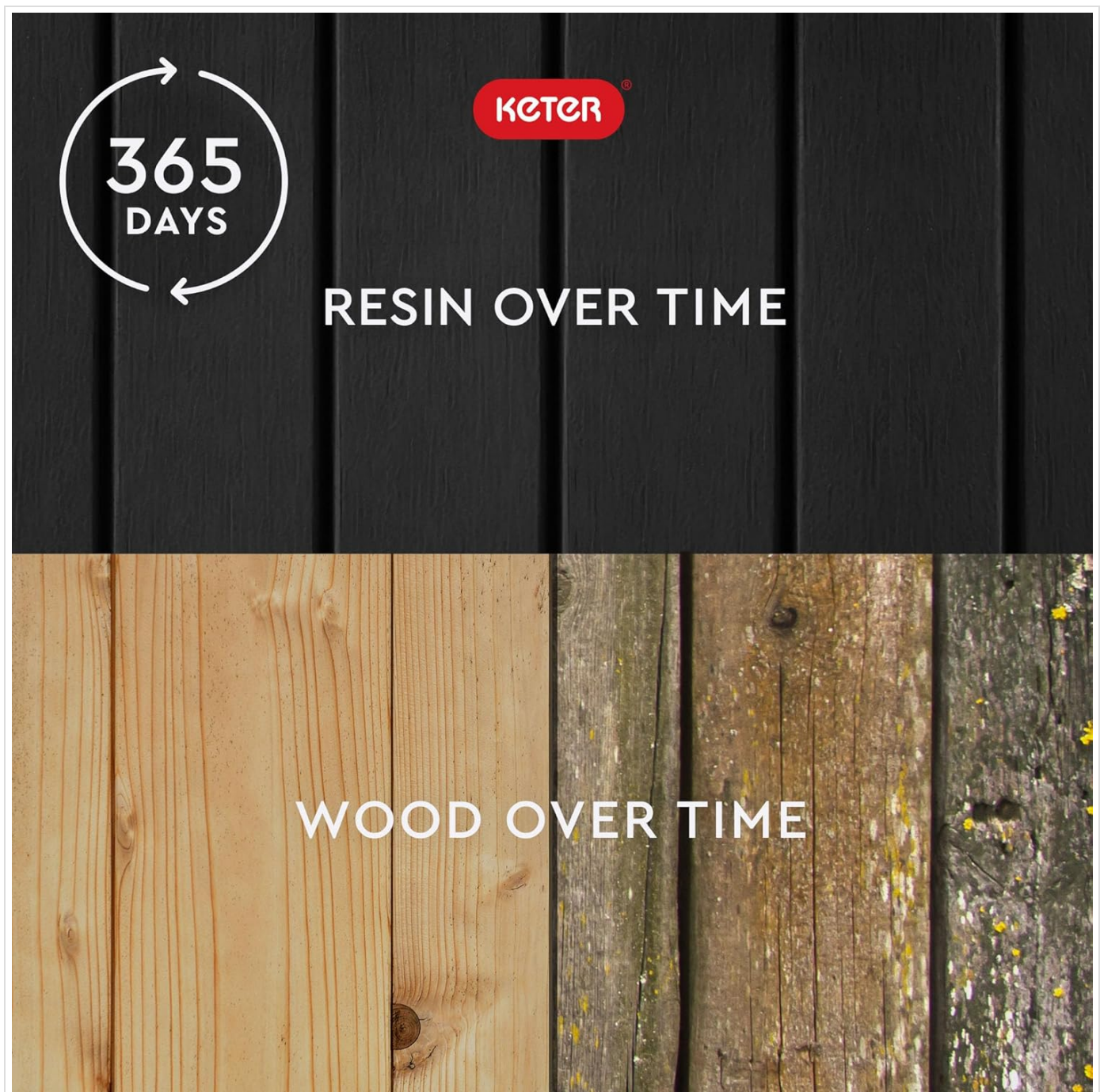


Figure 7: The superior resin material features a wood-look texture, is all-weather resistant, does not fade, and requires zero maintenance.

<div>Resin Deck Boxes — VS — Wood Deck Boxes</div>		
	<div>KETER RESIN</div>	<div>WOOD</div>
No Maintenance Required	✓	✗
Will Never Splinter, Rot, or Fade	✓	✗
Withstands Sun, Rain, & Extreme Weather	✓	✗
Easy Assembly	✓	✗
Durability Season After Season	✓	✗
Double Wall Construction	✓	✗

Figure 8: This image illustrates the long-term durability of resin compared to wood, showing how resin maintains its appearance over time.



Figure 9: A comparison table highlighting the advantages of resin deck boxes over wood, including no maintenance, no splintering/rotting/fading, weather resistance, easy assembly, durability, and double wall construction.

TROUBLESHOOTING

This section addresses common issues you might encounter with your Keter Unity XL table.

Assembly Difficulties

- **Parts not fitting:** Double-check the orientation of the parts against the diagrams in the installation manual. Ensure no debris is obstructing the connection points.
- **Missing or damaged parts:** If you find any parts are missing or damaged upon unboxing, please contact Keter customer support immediately for assistance. Do not attempt to force assembly with incorrect or damaged parts.

Stability Issues

- **Wobbling:** Ensure all connections are fully engaged and tightened. Verify the table is placed on a flat, level surface.
- **Wheels not rolling smoothly:** Check for any obstructions around the wheels. Clean the wheel mechanisms if

necessary.

Storage Cabinet Issues

- **Doors not closing properly:** Ensure the cabinet is not overloaded. Check for any items obstructing the door path or hinges. Verify the cabinet is assembled squarely.
- **Moisture inside cabinet:** While the cabinet is weather-resistant, extreme conditions or prolonged exposure to heavy rain may allow some moisture ingress. Ensure items stored inside are not wet. Consider adding desiccant packets if humidity is a persistent issue.

SPECIFICATIONS

Feature	Detail
Brand	Keter
Model Number	Cabinet for Grilling Accessories
Color	Black
Exterior Dimensions (W x D x H)	52.7 in. x 20.5 in. x 35.5 in.
Interior Storage Dimensions (W x D x H)	40.9 in. x 16.3 in. x 18.5 in.
Total Storage Capacity	78 Gallons (54 gal interior, 24 gal open)
Weight Limit	110 Pounds
Material	Weather-resistant Polypropylene Resin, Stainless Steel Top
Special Feature	Weatherproof, Portable (with wheels)
Included Components	Bottle Opener, Paper Towel Holder, 4 Hook Hangers, Spice Rack
Assembly Required	Yes
Item Weight	50 Pounds
Country of Origin	Israel

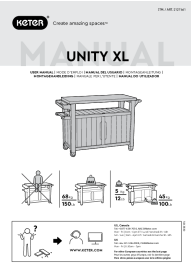



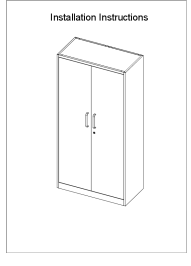

WARRANTY INFORMATION

The Keter Unity XL Portable Outdoor Table is covered by the manufacturer's standard warranty. For specific details regarding warranty coverage, terms, and conditions, please refer to the documentation included with your purchase or contact Keter customer support directly. Keep your proof of purchase for warranty claims.

CUSTOMER SUPPORT

Should you require further assistance, have questions, or need to report an issue, please contact Keter customer support. You can find contact information on the Keter website or through the retailer where you purchased the product. For additional resources, including the User Guide, please visit the [User Guide \(PDF\)](#).

Related Documents - Cabinet for Grilling Accessories

 The image shows the cover of the Keter Unity XL manual. It features the Keter logo at the top left, the title 'UNITY XL' in large bold letters, and a photograph of the outdoor storage cabinet and prep station. Below the photo are icons representing assembly, safety, and warranty information.	<p>Keter Unity XL Outdoor Storage Cabinet & Prep Station - Assembly Manual</p> <p>Step-by-step assembly instructions, parts list, safety guidelines, and warranty information for the Keter Unity XL outdoor storage cabinet and prep station. Features include durable construction, ample storage, and a prep surface.</p>
 The image shows the cover of the Cuisinart Fold 'N Go Prep Table & Grill Stand assembly and care guide. It features the Cuisinart logo, the product name 'FOLD 'N GO PREP TABLE & GRILL STAND', and a photograph of the folding table. Below the photo are icons for assembly, care, and warranty.	<p>Cuisinart Fold 'N Go Prep Table & Grill Stand Assembly and Care Guide</p> <p>Official assembly instructions, care guide, and warranty information for the Cuisinart Fold 'N Go Prep Table & Grill Stand (Model CPT-2110) by The Fulham Group. Learn how to assemble, use, and maintain your outdoor grilling prep table.</p>
 The image shows the cover of the Keter Unity XL assembly instructions and product guide. It features the Keter logo, the title 'UNITY XL', and a photograph of the outdoor kitchen cart. Below the photo are icons for assembly, safety, and product features.	<p>Keter Unity XL Assembly Instructions and Product Guide</p> <p>Comprehensive assembly instructions and safety information for the Keter Unity XL outdoor kitchen cart and storage cabinet. Learn how to build your Keter Unity XL step-by-step.</p>
 The image shows the cover of the IKEA IVAR storage solution buying guide. It features the IKEA logo, the title 'IVAR Storage solution', and a photograph of the IVAR shelving unit. Below the photo are icons for buying, safety, and combinations.	<p>IKEA IVAR Storage Solution: Buying Guide and Combinations</p> <p>Discover the versatile IKEA IVAR storage system. This comprehensive buying guide details care instructions, environmental considerations, safety advice, and presents numerous pre-designed combinations with itemized shopping lists to help you create your ideal storage solution.</p>
 The image shows the cover of the Yizosh Metal Garage Storage Cabinet installation guide. It features the title 'Installation Instructions' and a photograph of the metal storage cabinet. Below the photo are icons for installation, safety, and parts.	<p>Yizosh Metal Garage Storage Cabinet Installation Guide</p> <p>Step-by-step installation instructions for the Yizosh Metal Garage Storage Cabinet (71"H x 32"W x 16"D). This guide covers assembly, safety warnings, and parts identification for your steel lockable storage solution for home, garage, or office.</p>
 The image shows the cover of the Keter Darwin 6x4W garden shed assembly manual. It features the Keter logo, the title 'DARWIN 6x4W', and a photograph of the garden shed. Below the photo are icons for assembly, safety, and warranty.	<p>Keter Darwin 6x4W Garden Shed Assembly Manual - Instructions and Guide</p> <p>Comprehensive assembly manual for the Keter Darwin 6x4W garden shed. Includes site preparation, parts list, step-by-step assembly instructions, and care guidelines. Available in multiple languages.</p>

