

AURA CF30240B

Aura CF30240B 3000 Watt Radiant Infrared Heater User Manual

Model: CF30240B | Brand: AURA

1. PRODUCT OVERVIEW

The Aura CF 3000 series heater utilizes advanced carbon fiber emitter technology to generate instant, directional infrared heat. Designed for durability, it is constructed from stainless steel and aircraft-grade aluminum, featuring an IP65 rating for water and dust resistance. This ensures reliable operation in various weather conditions. The 3000-watt unit provides warmth for areas up to 120 square feet and includes a handheld remote control for convenient heat output adjustment.



Image 1.1: Aura CF30240B Heater and Remote Control

2. SAFETY INFORMATION

Please read all safety instructions carefully before installing or operating this heater. Failure to follow these instructions may result in electric shock, fire, property damage, or personal injury.

- **Electrical Safety:** Ensure the heater is connected to a properly grounded electrical outlet with the correct voltage (120 Volts) and circuit capacity for a 3000-watt appliance. Do not overload circuits.
- **Placement:** Maintain adequate clearance from combustible materials such as furniture, curtains, and other flammable objects. Do not install directly below an electrical outlet.
- **Ventilation:** Do not block air inlets or outlets. Ensure proper airflow around the heater.
- **Operation:** Never leave the heater unattended while in operation. Do not use in areas where gasoline, paint, or flammable liquids are stored.
- **Water Resistance:** While rated IP65 for water and dust resistance, avoid direct exposure to high-pressure water jets. Always ensure the power supply is disconnected before cleaning or maintenance.
- **Children and Pets:** Keep children and pets away from the heater, especially when it is operating, as surfaces can become very hot.
- **Local Regulations:** Always check and comply with local electrical codes and building regulations for heater installation and use.

3. PACKAGE CONTENTS

Verify that all components are present and undamaged upon unpacking. If any items are missing or damaged, contact customer support immediately.

- Aura CF30240B Radiant Infrared Heater Unit
- Mounting Brackets (for wall or ceiling installation)
- Handheld Remote Control
- User Manual (this document)

4. SETUP AND INSTALLATION

The Aura CF30240B heater is designed for permanent installation on a suitable wall or ceiling. Professional installation is recommended due to the electrical requirements and mounting procedures.

4.1 Mounting Location

- Choose a location that provides optimal heat distribution for the desired area (up to 120 sq ft).
- Ensure the mounting surface is structurally sound and can support the heater's weight (approximately 14 pounds).
- Maintain minimum clearances from ceilings, walls, and combustible materials as specified in the safety guidelines.

4.2 Electrical Connection

- This 3000-watt heater requires a dedicated 120-volt electrical circuit. Consult a qualified electrician to ensure proper wiring and circuit protection.
- The heater is corded-electric with an A-US style plug format. Ensure the outlet matches these specifications.
- Always disconnect power at the circuit breaker before making any electrical connections.

4.3 Attaching Mounting Brackets

Use the provided mounting brackets to securely attach the heater to the chosen wall or ceiling location. Follow the instructions included with the mounting hardware for specific drilling and fastening procedures.




Image 4.1: Heater side view with mounting points

5. OPERATING INSTRUCTIONS

The Aura CF30240B heater is operated using the included handheld remote control.

5.1 Remote Control Functions

- **ON/OFF Button:** Press to turn the heater on or off.
- **MAX Button:** Activates maximum heat output.
- **MIN Button:** Activates minimum heat output.
- **Up/Down Arrows:** Adjusts the heat intensity incrementally between minimum and maximum settings.

5.2 Initial Operation

1. Ensure the heater is securely mounted and properly connected to a power source.
2. Point the remote control towards the heater's receiver.
3. Press the 'ON' button to activate the heater. The carbon fiber emitter will begin to glow and produce heat.
4. Use the 'MAX', 'MIN', or arrow buttons to adjust the desired heat level.
5. To turn off the heater, press the 'OFF' button.

6. MAINTENANCE

Regular maintenance ensures optimal performance and longevity of your heater. Always disconnect the heater from the power supply before performing any maintenance.

- **Cleaning:** Allow the heater to cool completely. Use a soft, damp cloth to wipe down the exterior surfaces. Do not use abrasive cleaners, solvents, or immerse the heater in water.
- **Emitter:** The carbon fiber emitter is designed for long life and typically does not require maintenance. Avoid touching the emitter directly.
- **Storage:** If storing the heater for an extended period, ensure it is clean and dry. Store in a cool, dry place, protected from dust and moisture.
- **Inspection:** Periodically inspect the power cord and plug for any signs of damage. If damage is found, discontinue use and contact a qualified technician for repair.

7. TROUBLESHOOTING

If you encounter issues with your Aura CF30240B heater, refer to the following troubleshooting guide:

Problem	Possible Cause	Solution
Heater does not turn on.	No power supply. Remote control battery depleted.	Check power connection and circuit breaker. Replace remote control batteries.
Heater turns on but no heat.	Low power setting. Emitter damage (unlikely for new unit).	Increase heat setting using the remote. If issue persists, contact customer support.
Remote control not working.	Batteries depleted or incorrectly inserted. Obstruction between remote and heater.	Replace batteries, ensuring correct polarity. Remove any obstructions. Ensure remote is pointed at the heater's receiver.

If these steps do not resolve the issue, please contact Aura customer support for further assistance.

8. SPECIFICATIONS

Feature	Specification
Brand	AURA
Model Number	CF30240B
Wattage	3000 watts
Voltage	120 Volts
Product Dimensions	38.6 x 5.9 x 6.5 inches
Item Weight	14 pounds
Material	Aluminum (body), Glass (shade)
Finish Color	Black
IP Rating	IP65 (Water and Dust Resistant)
Special Features	Noiseless, Remote Control
Power Source	Corded-electric
Mounting Style	Mounted (Wall or Ceiling)
Heating Coverage	Up to 120 Square Feet






9. WARRANTY AND SUPPORT

For specific warranty information, please refer to the documentation provided with your purchase or contact the retailer. Aura stands behind the quality of its products.

If you require technical assistance, have questions about installation, or need to report a defect, please contact Aura customer support through their official website or the retailer from whom the product was purchased. When contacting support, please have your model number (CF30240B) and purchase date available.

© 2023 AURA. All rights reserved.

Related Documents - CF30240B

	<p>Aura CF30240B Radiant Infrared Electric Heater: Installation, Operation, and Maintenance Manual</p> <p>Comprehensive manual for the Aura CF30240B Radiant Infrared Electric Heater, covering installation, operation, safety warnings, maintenance, and warranty information. Designed for outdoor residential and commercial use.</p>
	<p>Aura Shadow No-Light Electric Heater Manual: Installation, Operation, Maintenance & Warranty</p> <p>Official installation, operation, and maintenance manual for the Aura Shadow No-Light Electric Heater by Aura Performance Heaters. Includes safety guidelines, installation clearances, electrical setup, maintenance procedures, and warranty information for models DS15120, DS24240, and DS32240. Suitable for residential and commercial use in moderate climates.</p>
	<p>Aura Carbon Fiber Infrared Heater: Installation, Operation, and Maintenance Manual</p> <p>Comprehensive guide for Aura Carbon Fiber Lamp Electric Heaters (Models CF40240, CF60240), covering installation, operation, safety warnings, maintenance, and warranty information. Includes clearance distances, electrical setup, remote control usage, and emitter replacement.</p>
	<p>Aura Carbon Fiber Wall Mount Electric Heater CF15120B - Installation, Operation & Maintenance Manual</p> <p>Comprehensive installation, operation, and maintenance manual for the Aura Carbon Fiber Wall Mount Electric Heater (Model CF15120B). Includes safety warnings, operating instructions, cleaning, maintenance, grounding, and warranty information.</p>
	<p>Aura Radiant Infrared Electric Heater Installation, Operation, and Maintenance Manual</p> <p>This manual provides detailed instructions for the installation, operation, and maintenance of Aura Carbon Fiber Lamp Electric Heaters, models CF40240 and CF60240. It includes safety precautions, clearance requirements, electrical installation guidance, operating modes, maintenance procedures, and warranty information.</p>



[Aura Radiant Infrared Electric Heater Installation, Operation, and Maintenance Manual](#)

Comprehensive manual for Aura Carbon Fiber Lamp Electric Heaters (Models CF40240, CF60240), covering installation, operation, maintenance, safety warnings, and limited express warranty.