

Disguise 90303

Disguise Pokemon Bulbasaur Costume Accessory Kit

MODEL: 90303

Introduction

This manual provides essential instructions for the proper assembly, use, and care of your Disguise Pokemon Bulbasaur Costume Accessory Kit. Please read thoroughly before use to ensure a safe and enjoyable experience with your product.

Safety Information

- This product is intended for costume use only. It is not a toy.
- Keep all costume components away from open flames, direct heat sources, and extreme temperatures.
- Adult supervision is recommended, especially when worn by younger individuals, to ensure proper fit and prevent entanglement.
- Do not modify the product in any way, as this may compromise its integrity and safety.
- Discontinue use if the product becomes damaged or causes discomfort.

Setup

Follow these steps to prepare your Bulbasaur Costume Accessory Kit for use:

1. **Unpack Contents:** Carefully remove the Bulbasaur headband and the inflatable bulb tail from the packaging.
2. **Inflate Tail:** Locate the inflation valve on the Bulbasaur bulb tail. Inflate the tail by blowing air into the valve or using a small hand pump. Ensure it is firm but not overinflated. Securely close the valve after inflation.
3. **Attach Tail:** The tail is designed to be worn on the back. It typically features straps or loops to secure it to your clothing or a separate harness (not included). Adjust for a comfortable and stable fit.
4. **Wear Headband:** Place the Bulbasaur headband on your head, positioning it comfortably.



Image 1: The Bulbasaur headband and the uninflated bulb tail, ready for assembly.

Operating Instructions

Once the Bulbasaur accessory kit is set up, it is ready to be worn as part of your costume. Ensure the tail is securely attached and does not impede your movement or vision. The headband should fit snugly but comfortably.



Image 2: A woman modeling the Bulbasaur accessory kit.



Image 3: A man modeling the Bulbasaur accessory kit.

Maintenance

Proper care will extend the life of your costume accessory kit:

- **Cleaning:** Hand wash only. Use mild soap and cold water. Gently rub to clean. Do not use bleach or harsh detergents.
- **Drying:** Air dry thoroughly. Do not tumble dry. Do not iron.
- **Storage:** Deflate the bulb tail before storing. Store all components in a cool, dry place away from direct sunlight to prevent fading or material degradation.

Troubleshooting

- **Tail does not inflate or deflates quickly:** Check the inflation valve to ensure it is properly sealed. Inspect the tail for any visible punctures or tears. If a small hole is found, a fabric repair kit may be used, or contact customer support for further assistance.
- **Missing components:** If any parts of the accessory kit are missing upon opening the package, please contact Disguise customer support immediately for resolution.
- **Discomfort when wearing:** Adjust the headband and tail straps to ensure a comfortable fit. If discomfort persists, discontinue use.

Specifications

Feature	Detail
Brand	Disguise
Model Number	90303
Product Dimensions	15 x 1 x 12 inches
Item Weight	9.14 ounces
Fabric Type	100% Polyester
Care Instructions	Hand Wash Only
Recommended Age	13 months and up (Adult Size Kit)



Warranty Information





Specific warranty details for the Disguise Pokemon Bulbasaur Costume Accessory Kit are not provided in the available product information. For any warranty-related inquiries, please refer to the official Disguise website or contact their customer service directly.

Customer Support

For further assistance, product inquiries, or to report any issues with your Disguise Pokemon Bulbasaur Costume Accessory Kit, please contact Disguise customer support. You can typically find contact information on the official [Disguise Store Page](#) or their corporate website.

Related Documents - 90303

	<p>Disguise Designer r31.2.1 Release Notes</p> <p>Release notes for Disguise Designer software version r31.2.1, detailing bug fixes and improvements. Includes build information and release date.</p>
	<p>Disguise Designer r32.1 Release Notes</p> <p>Release notes for Disguise Designer software version r32.1, detailing improvements and fixes including partial IP-VFC support for GX 3+, RenderStream network traffic reduction, and DMX signal handling.</p>

	<p>Disguise Designer r31.0.4 Release Notes</p> <p>Official release notes for Disguise Designer software version r31.0.4, detailing improvements and bug fixes.</p>
	<p>Disguise Designer r31.2.2 Release Notes - Software Update Information</p> <p>Release notes for Disguise Designer software version r31.2.2, detailing improvements and fixes for build 226526 and build 226527, released August 27th 2025.</p>
	<p>disguise: Mastering Colour Management in Live Production with ACES</p> <p>Explore disguise's e-book on mastering colour in live production, virtual production, and broadcast. Learn about ACES, colour calibration, and disguise's integrated solutions for consistent, high-quality visual experiences.</p>
	<p>DISGUISE GX 3+ Media Server: Technical Specifications and Performance</p> <p>Detailed technical specifications, performance data, hardware, and connectivity for the DISGUISE GX 3+ media server, designed for live entertainment.</p>